


PENNSYLVANIA

Underground Storage Tank
Indemnification Fund

A photograph of a railroad bridge over a forest with autumn foliage. The bridge is made of dark brown metal trusses and wooden ties. The tracks lead into a dense forest of trees with yellow and green leaves. The ground is covered in fallen leaves.

Annual Report 2022



Message from Executive Director Richard J. Burgan

March 2023

In conjunction with the members of the Board and the USTIF staff, I am pleased to provide this "Annual Report on Activity of the Underground Storage Tank Indemnification Fund" that provides information on the Underground Storage Tank Indemnification Fund (USTIF) from program inception through December 31, 2022. For over a quarter of a century, the USTIF has made significant progress in providing first and third-party liability coverage for eligible tank owners/operators and tank installers. The USTIF has now committed more than \$1.19 billion to assist with remediation expenses related to site cleanups since early 1994.

During 2022 there were 194 newly reported claims compared to 172 in 2021. In 2020 there were 204 reported claims. The Tank Installer Indemnification Program (TIIP) received two new claims for the year with one new claim for 2021 and one claim reported in 2020. The total number of open UST and TIIP claims at year-end was reduced from 886 to 833 claims.

Total payments for open UST claims made during 2022 were \$27,941,800 as compared to \$30,793,678 in 2021 and \$29,942,350 in 2020. The total aggregate payment amount from claim inception to closure for the 185 sites that closed in 2022 was \$41,944,183. In comparison, 157 sites closed in 2021 that resulted in total payments of \$36,669,153. Total payments for TIIP claims made during 2022 remained at zero and is unchanged from 2021. The claim eligibility rate continues to remain at a relatively high percentage rate with claim payments being made on 85% of all claims reported since the USTIF's inception.

The annual actuarial study, prepared in 2022 by Aon Global Risk Consulting, concluded that the USTIF's assets exceeded its liabilities by \$77.4 million as of June 30, 2022. This number represents a decrease over last year's number of \$95.4 million and is related to a loss in return on investments.

The USTIF fee revenue for 2022 totaled \$53,126,448. This amount represents a 2.9% decrease from the prior year's revenue in the amount of \$54,693,465. In 2019, \$60,500,212 was collected which represents the highest amount of fee revenue collected since program inception.

During 2022, the USTIF allocated \$10,200,000 to the Department of Environmental Protection (DEP) for grants in pollution protection, environmental and catastrophic cleanups, and site investigation, closure and compliance costs.

Along with myself, the members of the Board and the USTIF staff, we are pleased to provide this report and look forward to assisting you with your future needs. Please feel free to call or e-mail us with any ideas or improvements with respect to the USTIF.

Sincerely,

Richard J. Burgan, Executive Director



Table of Contents

USTIF Background	1
USTIF & DEP	2
Employee Experience	2
Executive Summary	4
Highlights of Accomplishments for 2022	4
Program Review	5
Claims Reporting and Eligibility Criteria	5
Program Fees	5
Revenue	6
Tank Demographics	7
State-Wide Claim Statistics	7
Claims Denial Comparison	15
Statistics by DEP County and Region	16
Voluntary Heating Oil Program	18
Voluntary Heating Oil Tank (HOT) Application Status	18
Pollution Prevention Program	19
Underground Storage Tank Environmental Cleanup Program (Includes Heating Oil Grants)	20
Tank Installer Indemnification Program	21
On the Web	22
Distributors	22
Tank Owners	22
Tank Installers	22

Table of Charts

CHART 1: Organizational Chart.....	3
CHART 2: Gallon Fee.....	5
CHART 3: Capacity Fee	6
CHART 4: Revenue by Component for Each Fiscal Year (through December 31, 2021) Revenues (in \$ millions).....	6
CHART 5: Distribution of Tanks by Substance.....	7
CHART 6: Distribution of Tanks by DEP Region	7
CHART 7: Claim Status	8
CHART 8: Claims Received by Type of Facility	10
CHART 9: Dollars Reserved/Paid by Type of Facility.....	10
CHART 10: Average Claim Cost by Type of Facility	11
CHART 11: Number of Claims by Type of Facility, by Year	11
CHART 12: Claims Received by Type of Product	12
CHART 13: Dollars Reserved/Paid by Type of Product.....	12
CHART 14: Average Claim Cost by Type of Product	13
CHART 15: Number of Claims by Type of Product, by Year	13
CHART 16: Third Party Claims	14
CHART 17: Denied Claims	15
CHART 18: DEP Regional Statistics.....	17

USTIF Background

The release of regulated substances stored in underground storage tanks (USTs) poses a threat to the public health and safety of both the environment and the Commonwealth's citizens. A release is generally considered to be any leak, spill, or discharge from an UST system into soil or groundwater.

The U.S. Environmental Protection Agency (EPA) and the Pennsylvania Department of Environmental Protection (DEP) have issued a number of regulations governing the construction, upgrade, and operation of underground storage tanks. These regulations also establish financial responsibility requirements in the event of a release from a tank system.

The Storage Tank and Spill Prevention Act, Act 32 of 1989, 35 P.S. §§ 6021.101 et seq., as amended, created the Underground Storage Tank Indemnification Fund (USTIF) to assist owners and operators in meeting the financial responsibility requirement. The USTIF makes claim payments to eligible UST owners or operators for damages caused by a release from their UST. To be eligible, the release must have occurred on or after February 1, 1994. Third party liability may occur when the release from a tank has injured another person or that person's property.

Claim payments to eligible owners or operators shall be limited to reasonable and necessary corrective action and third-party liability. The per occurrence limit is set at \$1.5 million. Claims are subject to a deductible of \$5,000 per tank per occurrence.

The Tank Installers' Indemnification Program (TIIP) provides liability coverage for tank handling activities subject to a \$5,000 deductible and \$1.5 million limit per occurrence.

The USTIF receives policy guidance from a fourteen-member board that is extremely knowledgeable on insurance and storage tank issues. The Pennsylvania Insurance Department administers the USTIF.

The USTIF can be reached at 1-800-595-9887 (PA only) or 717-787-0763, via e-mail at ra-ustif@pa.gov, or on our web site at ustif.pa.gov.

Highlights

- USTIF inception February 1, 1994.
- Deductible decreases from \$10,000 to \$5,000.
- Claim coverage increases from \$1 million to \$1.5 million.
- Fees remain stable for the past 17 years.
- Board holds 144 meetings.
- USTIF offers Voluntary Heating Oil 'Opt-In' Program.
- USTIF adopts the Tank Installer Indemnification Fund Program.
- EPA consistently approves USTIF Operations through Annual Soundness Surveys.
- Online fee payment and account access established in 2017-currently supports over 4,000 users.

Mission Statement

The mission of the Underground Storage Tank Indemnification Fund (USTIF) is to provide for a cleaner Commonwealth by administering a fiscally responsible program to reimburse eligible participants for reasonable and necessary expenses incurred from releases into the environment.

USTIF & DEP

The working relationship between the Underground Storage Tank Indemnification Fund (USTIF) and the Department of Environmental Protection (DEP) began shortly after the passage of the Storage Tank and Spill Prevention Act (Act 32 of 1989) that was in response to federal mandates that each state in the nation as well as the various Indian tribal territories establish a method to provide financial responsibility to underground storage tank (UST) owners in the event of a release of petroleum substances to the environment.

The first meeting of the USTIF Board took place on December 19, 1989 and laid the groundwork for the partnership between the two agencies that still exists today with the common goal of working together to efficiently address the remediation of fuel releases from UST's in a timely and cost-effective manner. The Board was established by Statute and consists of representatives from the Insurance Department, the DEP, tank installation firms, as well as various members of industry groups associated with the delivery and sales of petroleum substances in the Commonwealth. The Board provides policy guidance to the USTIF, establishes the fee structures for the program, and approves annual monetary allocations to the DEP that support a variety of programs.

The DEP is an environmental regulatory agency with numerous divisions including the Bureau of Environmental Cleanup & Brownfields, to which the USTIF is closely aligned. The tasks performed by this Bureau include the invoicing and fee collection for registration of all regulated USTs; responsibility for compliance and enforcement actions at commercial fueling facilities; and the regulatory oversight of the numerous USTIF claim sites located across the Commonwealth.

The USTIF provides the financial mechanism for the funding needed for payment of claim site remediation activities as well as any third-party claims that may arise related to site contamination. The program has a dedicated fee billing and collections unit that invoices for the collection of tank capacity fees and monitors the reporting and remittance of gallon fees from the many fuel distributors operating in the Commonwealth. This unit also oversees the invoicing and collection of the Tank Installer Indemnification Program (TIIP) fees. The DEP supplies tank ownership and registration data on a

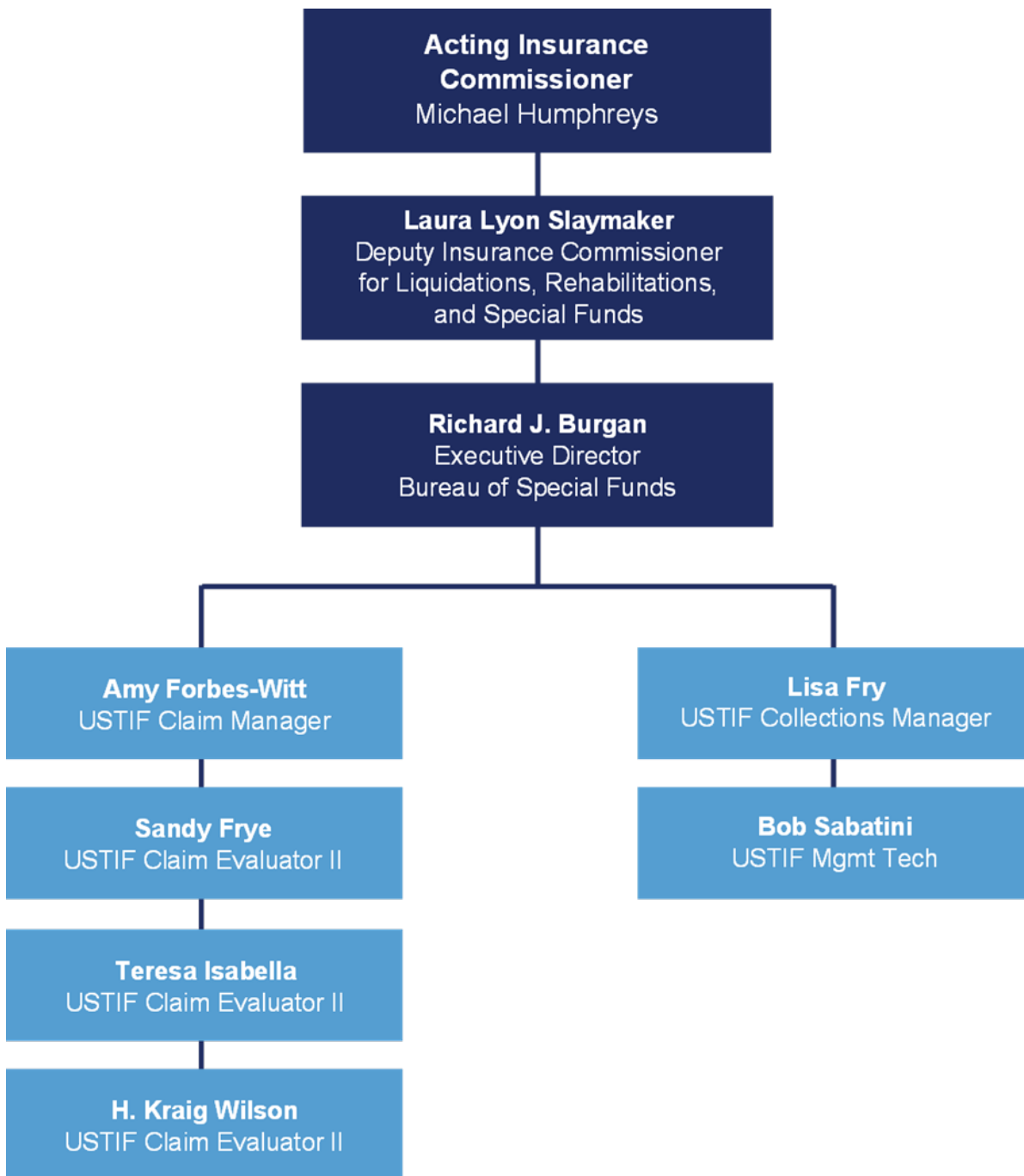
weekly basis that is used to populate USTIF's fee billing system for the invoicing processes. In addition to the collection of program fees, the USTIF is also responsible for claims processing and oversight. This involves working closely with a third-party administrator (TPA) as well as independent remediation consulting firms and hydrogeology experts retained by the TPA. The USTIF claims staff works closely with legal counsel. They monitor and participate in the competitive bidding process utilized to obtain the most effective cost structure for site remediation. As part of the partnership, DEP compliance personnel have access to the Fee Billing System in order to assist with confirming financial responsibility for facility owners to ensure required fees are remitted accordingly.

Employee Experience

The USTIF program is within the Pennsylvania Insurance Department's Bureau of Special Funds. It is overseen internally by the Executive Director and essentially conducts business similar to that of a small insurance company. The program is mandatory for all owners of registered underground storage tanks.

The USTIF team consists of a small, experienced staff of claims personnel as well as several individuals who oversee the fee invoicing and revenue collection processes. Amongst the direct staff members, there are nearly 65 years of combined service in oversight and handling of the program's various activities. Internal support is also provided by a Bureau accountant, in-house legal counsel, and several IT staff. Primarily, the internal claims staff and claims manager oversee the nearly 800 active claim sites, handle the intake of all newly reported claims, and work in conjunction with the TPA claims vendor to investigate and coordinate eligibility investigations as well as program policy and procedural matters. The claims staff also supervise and assist counsel with matters that involve first party and third-party litigation. On average the Fund receives nearly 200 newly reported claims each year.

CHART 1: Organizational Chart*



*Organizational chart reflects 2022 staffing.

Executive Summary

During 2022, the Underground Storage Tank Indemnification Fund (USTIF) continued to provide exceptional service to the regulated community, as well as the citizens of the Commonwealth. The USTIF paid out in excess of \$27.9 million for remediation costs in 2022. These payments contributed to the closure of 185 owner/operator contaminated sites as well as costs for ongoing remediation at 833 open claim sites.

At the December 2022 meeting, the Underground Storage Tank Indemnification Board received a presentation of the annual actuarial study prepared by Aon Global Risk Consulting. The study concluded that the program had assets above its actuarial projected liabilities of \$77.4 million as compared to \$95.4 million in 2021.

Under the Storage Tank Act, the Department of Environmental Protection may request allocations for the Pollution Prevention Program (Pump & Plug), Catastrophic Releases, Environmental Cleanup Program and Investigative and Closure Programs. Since inception, the USTIF has allocated \$159,229,298 to DEP for various grants, programs, and expenses.

Highlights of Accomplishments for 2022

- Continued the use of fixed price contracts including competitive bidding and sole source remediation agreements. Competitive bidding resulted in awarding 4 contracts in 2022. At year's end, USTIF was funding remediation at 78 sites under some form of fixed price contract with a total value of \$26 million. Competitive bidding resulted in an estimated savings of \$187,044.
- Agreements were executed for sites in Fayette, Bucks, Westmoreland, and Dauphin counties.
- Continued the voluntary heating oil program covering 1,099 heating oil tanks.
- Collected \$330,406 during 2022 in certified company and activity fees through USTIF's Tank Installer Indemnification Program (TIIP). This program provides coverage to certified tank installers identical to the coverage USTIF provides to tank owners and operators.
- By the end of 1st quarter 2022, 88% of tank owners had paid their 2022 Capacity fees in full.



- As part of USTIF's fiduciary responsibilities to assure the assets are not expended on costs for actions that are not the fault of the tank owner, USTIF recovered \$5,000 from responsible parties via subrogation reimbursements.
- Pursuant to the Storage Tank and Spill Prevention Act, Act 32 of 1989, Section 708, "the Board shall periodically review and evaluate the performance of the USTIF, including all programs funded from it, and make recommendations to the General Assembly for its continuation or termination every five years." The last review was completed in 2017 and therefore another one was required to be completed in 2022. The review was independently conducted by Aon Global Risk Consulting who determined that there is current funding for the programs, there is no duplication of services, there is a demonstrated need for the programs, and there would be negative impacts if the fund was dissolved. As part of Aon's research for the report, 4,329 surveys were sent out to USTIF participants, and 890 responses were received. Of note, 59% of respondents indicated program fees were reasonable, 76% found the online Fee Billing System to be an improvement over the prior system, 75% felt that USTIF provides valuable services, 92% responded that they preferred the USTIF for demonstrating financial responsibility, and 99% indicated they felt USTIF was responsive.

Program Review

Claims Reporting and Eligibility Criteria

The USTIF's claim initiation process is designed to be consumer friendly. To report a claim, simply telephone the Underground Storage Tank Indemnification Fund's Claim Unit at 1-800-595-9887 (in PA) or 717-787-0763 or go online to <https://ustif.pa.gov/claims> and follow the instructions under "How do I make a claim". Information requested includes the DEP facility number, site name, owner's name (if different), contact person, and how and when the release was discovered. Other information discussed includes the extent of the release, if known, and whether any third party is affected.

The claim is assigned to a Claim Representative who contacts the tank owner or operator within one business day to begin the formal claim investigation process. Copies of release detection items are requested, a recorded statement is taken, and other pertinent issues are investigated.

To qualify for eligibility, a tank owner or operator must comply with Section 706 of the Storage Tank and Spill Prevention Act and USTIF's implementing regulations that establish the following eligibility criteria:

- A claimant must be the owner or operator of a tank that is the subject of a claim or release.
- The current fee as required under Section 705 has been paid.
- The tank is registered in accordance with requirements of Section 503.
- The owner or operator has obtained a permit as required under Sections 501 and 504. This requires the tank owner to conform with DEP regulations.
- The tank owner demonstrates to the satisfaction of the USTIF that the release occurred on or after the date established by the Board; February 1, 1994.
- The participant has met the notification requirements of 25 Pa. Code 977.34 (relating to reporting claims to the USTIF within 60 days after confirmation of a release).

Highlights

- 7,416 new claims reported.
- Claim payments total \$1,108,041,273.
- Number of eligible, pending, and appealed claims total 5,097.
- Number of contracts for corrective action total 643.
- Payments for contracts total \$100,136,601.
- The claimant cooperates, as defined in 25 Pa. Code 977.32, with the USTIF in its eligibility determination process.

When the investigation is complete, an eligibility determination is sent in writing to the tank owner or operator. For an eligible claim, information regarding claim payment procedures is provided. For denied claims, the tank owner or operator is provided with information concerning appeal procedures.

Program Fees

The USTIF is financed by fees paid by underground storage tank owners or operators, distributors and tank installers. By law, the USTIF Board is required to evaluate the financial condition of the program annually.

The USTIF's fee structure and collection methodology are described in regulations, which can be found at 25 Pa. Code 977.11 to 977.24. The current fees include:

Gallon Fee: Each distributor must assess a fee of \$0.011 per gallon on regulated substance deliveries to regulated USTs.

CHART 2: Gallon Fee

Year	Fee Per Gallon
2004-current	\$0.011
2003	\$0.01
4/1/2002-12/31/2002	\$0.001
2000-3/31/2002	\$0.0005
1999	\$0.001
1998	\$0.005
1996-1997	\$0.01
1994-1995	\$0.02

Capacity Fee: The owner or operator of USTs storing heating oil, diesel fuel, kerosene, and used motor oil products must pay an annual fee of \$0.0825 per gallon of tank capacity.

CHART 3: Capacity Fee

Year	Fee Per Gallon
2004-current	\$0.0825
2003	\$0.0750
04/01/2002 - 12/31/2002	\$0.0200
2000 - 03/31/2002	\$0.0100
1999	\$0.0200
1998	\$0.1000
1994-1997	\$0.1500

TIIP Certified Company Fee and Activity Fee:

The certified company must pay an annual fee of \$1,000. Activity fees of \$15 for tank removals, \$50 for installations, and \$50 for major modifications. Minor modifications are not subject to fees. Activity fees are billed monthly.

Revenue

Fee Billing System Highlights

On July 1, 2017, USTIF replaced its former fee billing processing system with a modern, web based, business partner friendly system that allows participants to report and pay fees on-line electronically. Based on registered tank information made available by DEP, the new fee billing system allows participants to:

- Register a secure account.
- Create and change a billing address.
- Pay capacity fees annually or monthly using a bank card or electronic check.
- Review and confirm fuel deliveries from their distributors.

- Upload throughput deliveries showing deliveries to facilities and registered tanks.
- Report a claim.
- Use online technical support.

Annual Actuarial Study

Under the provisions of the Storage Tank and Spill Prevention Act of 1989, the USTIF Board shall establish program fees "on an actuarial basis in order to provide an amount sufficient to pay outstanding and anticipated claims against the Underground Storage Tank Indemnification Fund in a timely manner". Therefore, each year, the USTIF employs an independent actuarial firm to perform the analysis based on the prior fiscal year. The actuaries utilize data provided by the TPA and USTIF to project future claim payments and program liabilities. The report is formally presented at the December Board meeting. The report is used as the basis for a discussion on the program fees, (gallon, capacity, and TIIP) and whether the fees should remain the same, be increased, or decreased. In addition to being utilized as a tool for program fee discussions, the report is provided to the Comptroller's Office to establish liabilities for the quarterly financial statements. The report is made available to the EPA to reference for their annual review of soundness of the program and is provided to outside Commonwealth auditors. On December 8, 2022, the Actuarial Report was presented, and the Board voted to keep the current fee structures.

Revenue by Component

The Commonwealth's fiscal year (FY) runs from July 1 through June 30. Chart 4 presents revenue by component since 2018.

CHART 4: Revenue by Component for Each Fiscal Year (through December 31, 2022) Revenues (in \$ millions)

Revenue Source	FY22 ¹	FY21 ²	FY20	FY19	FY18
Capacity Fee	\$3.08	\$5.66	\$5.77	\$5.95	\$5.98
Gallon Fee	\$25.05	\$49.00	\$45.86	\$47.42	\$53.27
TIIP Fee	\$0.15	\$0.33	\$0.34	\$0.34	\$0.28
Investment Income	\$0.06	\$(49.60)	\$38.03	\$10.94	\$17.28
Interest on G.F. Loan ²	\$0.00	\$0.00	\$0.00	\$0.00	\$1.61
Misc.	\$0.00	\$0.00	\$0.13	\$0.18	\$0.02
TOTALS	\$28.34	\$5.39	\$90.13	\$64.83	\$78.44

¹Data for FY 2022 are for the months July – December 2022.

²On June 30, 2021, the entire amount of the USTIF loan to the General Fund was repaid in the amount of \$86.5 million.

Tank Demographics

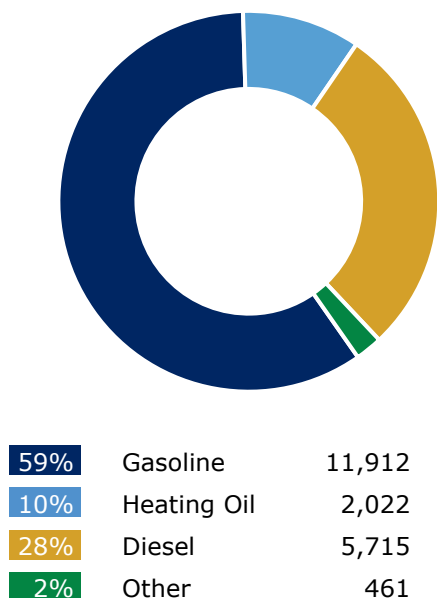
In Statistics by DEP County and Region, Chart 18 of this report, active tanks by county are listed. The number of active regulated tanks has decreased since 1994 due to the deregulation of commercial heating oil tanks, normal attrition, and upgrading to larger capacity tanks in place of numerous, smaller capacity tanks. Many tanks were taken out of service as a result of economic decisions relating to the 1998 upgrade requirement.

Chart 5 presents distribution of tanks by substance.

Chart 6 presents distribution of tanks by DEP Region.

Tanks registered as "Currently In Use" (C) and tanks registered as "Exempt" and Participating (P) are included within total tank count.

CHART 5: Distribution of Tanks by Substance

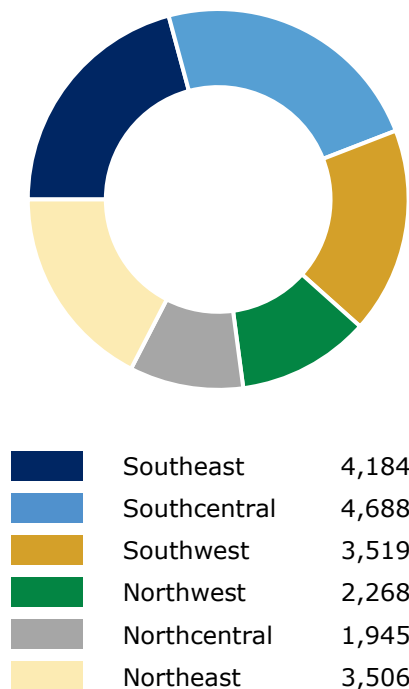


Other includes: new motor oil, aviation fuel, hazardous substances, gasohol, and ethanol.

Heating Oil includes: kerosene, heating oil, heating oil #2, used motor oil, and unknown.

Percentages may not add to 100 due to rounding.

CHART 6: Distribution of Tanks by DEP Region



Percentages may not add to 100 due to rounding.

State-Wide Claim Statistics

The following pages present comparisons of claims by claim status, facility type, and product type.

Claim Status Comparison

This section presents an analysis of claims investigated by "Claim Status." Claim status categories are:

- 1. Closed Eligible**—Claims that have been investigated and determined to be eligible for funding.
- 2. Closed Denied**—Claims that have been investigated and determined not to be eligible for funding. These claims have been closed without any payments from the USTIF.
- 3. Closed Withdrawn**—Claims that have been partially investigated and, by mutual agreement between the tank owner/operator and the USTIF, have been withdrawn. In most instances, the claims are withdrawn because the covered cleanup costs do not exceed the deductible.

4. Open Pending—Claims that are currently being investigated. Reserves have been established on these claims. The reserves represent the current estimate of site remediation cost.

5. Open Eligible—Claims that have been investigated and determined to be eligible. Cleanup/remediation is in progress. The reserve figures on these files include payments and projected future costs of cleanup/remediation.

6. Appealed—includes claims that have been investigated and determined in whole or in part not to be eligible for funding, but the tank owner/operator filed an official appeal. These claims may be open and carry a reserve equal to the projected or known cleanup costs.

Chart 7 identifies the number of claims, total claim cost, and average claim cost for each claim status category. The data are presented separately by claim year and in aggregate for the USTIF since its inception.

CHART 7: Claim Status

Status	Number of Claims ¹	Percent ²	Total Dollars ³	Average Claim Cost ⁴
2022				
Closed Eligible	8	4%	\$74,727	\$9,341
Closed Denied	1	1%		
Closed Withdrawn	18	9%		
Open Pending	117	60%	\$14,725,000	\$125,855
Open Eligible	49	25%	\$7,398,384	\$150,987
Appealed	1	1%	\$125,000	\$125,000
Total	194			
Total Eligible, Pending & Appealed	175		\$22,323,110	\$127,561
2021				
Closed Eligible	41	24%	\$779,748	\$19,018
Closed Denied	12	7%		
Closed Withdrawn	34	20%		
Open Pending	14	8%	\$1,900,000	\$135,714
Open Eligible	71	41%	\$11,211,625	\$157,910
Appealed	0	0%		
Total	172			
Total Eligible, Pending & Appealed	126		\$13,891,373	\$110,249
2020				
Closed Eligible	60	29%	\$1,879,097	\$31,318
Closed Denied	11	5%		
Closed Withdrawn	53	26%		
Open Pending	3	1%	\$425,000	\$141,667
Open Eligible	77	38%	\$17,069,268	\$221,679
Appealed	0	0%		
Total	204			
Total Eligible, Pending & Appealed	140		\$19,373,365	\$138,381
Prior Years Since Inception				
Closed Eligible	4,155	61%	\$847,073,566	\$203,868
Closed Denied	1,088	16%		
Closed Withdrawn	1,102	16%		

Status	Number of Claims ¹	Percent ²	Total Dollars ³	Average Claim Cost ⁴
Open Pending	0	0%		
Open Eligible	499	7%	\$285,913,523	\$572,973
Appealed	2	<1%	\$500,000	\$250,000
Total	6,846			
Total Eligible, Pending & Appealed	4,656		\$1,133,487,089	\$243,447
Totals				
Closed Eligible	4,264	57%	\$849,807,138	\$199,298
Closed Denied	1,112	15%		
Closed Withdrawn	1,207	16%		
Open Pending	134	2%	\$17,050,000	\$127,239
Open Eligible	696	9%	\$321,592,800	\$462,059
Appealed	3	<1%	\$625,000	\$208,333
Total	7,416			
Total Eligible, Pending & Appealed	5,097		\$1,189,074,938	\$233,289

¹ As of December 31, 2022.

² Percentages may not add to 100 due to rounding.

³ Total dollars include both dollars paid and dollars reserved on claims.

⁴ Average claim cost is determined by dividing the total dollars paid or reserved on claims in a specific category by the total number of claims in that specific category.

Summary

- 7,416 claims were investigated between February 1, 1994 and December 31, 2022.
 - The total dollars reserved and/or paid on all eligible, pending, and appealed claims is \$1,189,074,938.
- 194 claims were investigated in 2022, an average of 16.2 claims/month.
 - Of the 194 claims that were investigated in 2022, 90% were eligible or pending, 1% were denied, 1% were appealed, and 9% were withdrawn.
 - The average cost per eligible, pending, or appealed claim reported in 2022 was \$127,561.
- 172 claims were investigated in 2021, an average of 14.3 claims/month.
 - Of the 172 claims that were investigated in 2021, 73% were eligible or pending, 7% were denied, 0% were appealed, and 20% were withdrawn.
 - The average cost per eligible, pending, or appealed claim reported in 2021 was \$110,249.
- 204 claims were investigated in 2020, an average of 17 claims/month.
 - Of the 204 claims that were investigated in 2020, 69% were eligible or pending, 5% were denied, 0% were appealed, and 26% were withdrawn.
 - The average cost per eligible, pending, or appealed claim reported in 2020 was \$138,381.
- 6,846 claims were investigated in prior years, an average of 22 claims/month. (2/1/94 - 12/31/19)
 - Of the 6,846 claims that were investigated, 68% were eligible or pending, 16% were denied, <1% were appealed, and 16% were withdrawn.
 - The average cost per eligible, pending, or appealed claim reported in prior years was \$243,447.

Facility Type Claims Comparison

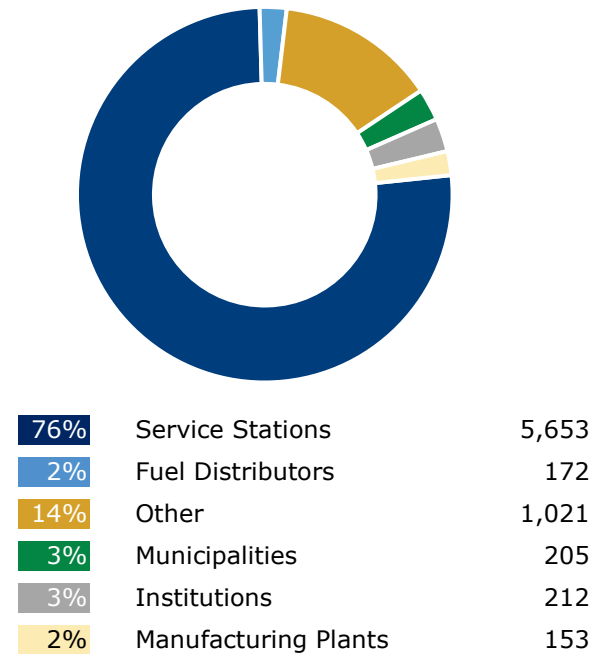
Since the inception of the USTIF, claims have come from a variety of facilities. In this section, six types of facilities are compared for claim volume, total dollars reserved and/or paid out, and average claim costs. The six facility types are:

- Service Stations includes all facilities that sell petroleum products to the general public (e.g., gas stations, truck stops, convenience stores).
- Fuel Distributors includes wholesale petroleum dealers/bulk plant owners and operators. This category also includes dealers that distribute heating oil.
- Manufacturing Plants includes any business that manufactures a product (e.g., bakery, steel mill, or factory).
- Institutions includes schools, colleges, hospitals, and churches.
- Municipalities includes any tank that is owned by a municipality (e.g., city, county, township, or borough). This category does not include school districts, which are included under "Institution."
- Other includes all other categories not listed in the five above. Tank owners that fall into the "other" category include, but are not limited to, farm owners, trucking companies, auto dealerships, and utilities.

Four charts compare the USTIF's experience with these six types of facilities:

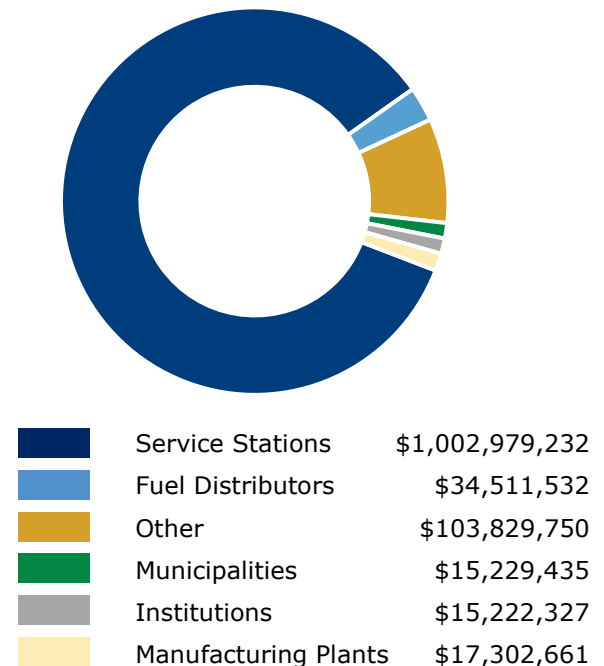
- Chart 8 presents the percentage and number of claims received for each facility type.
- Chart 9 presents a comparison of total dollars currently reserved and/or paid out for each facility type.
- Chart 10 demonstrates the "average claim cost" by facility type. Average claim cost is determined by dividing the total dollars reserved and/or paid in a specific category by the total number of claims in that category.
- Chart 11 compares claim volume by facility type by year.

CHART 8: Claims Received by Type of Facility



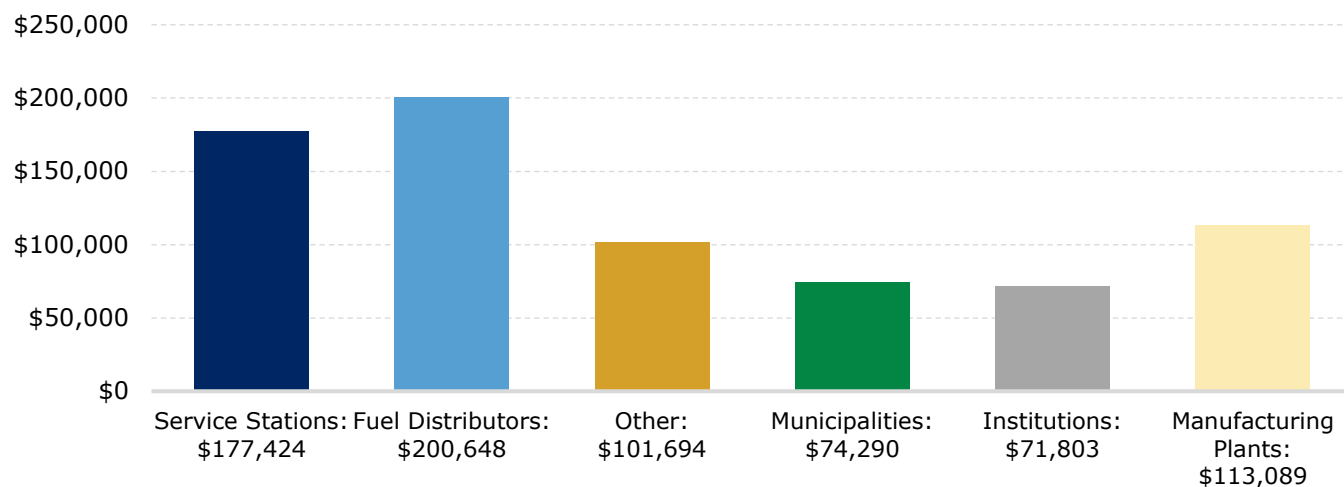
Total Claims 7,416 (2-1-94 through 12-31-22)

CHART 9: Dollars Reserved/Paid by Type of Facility

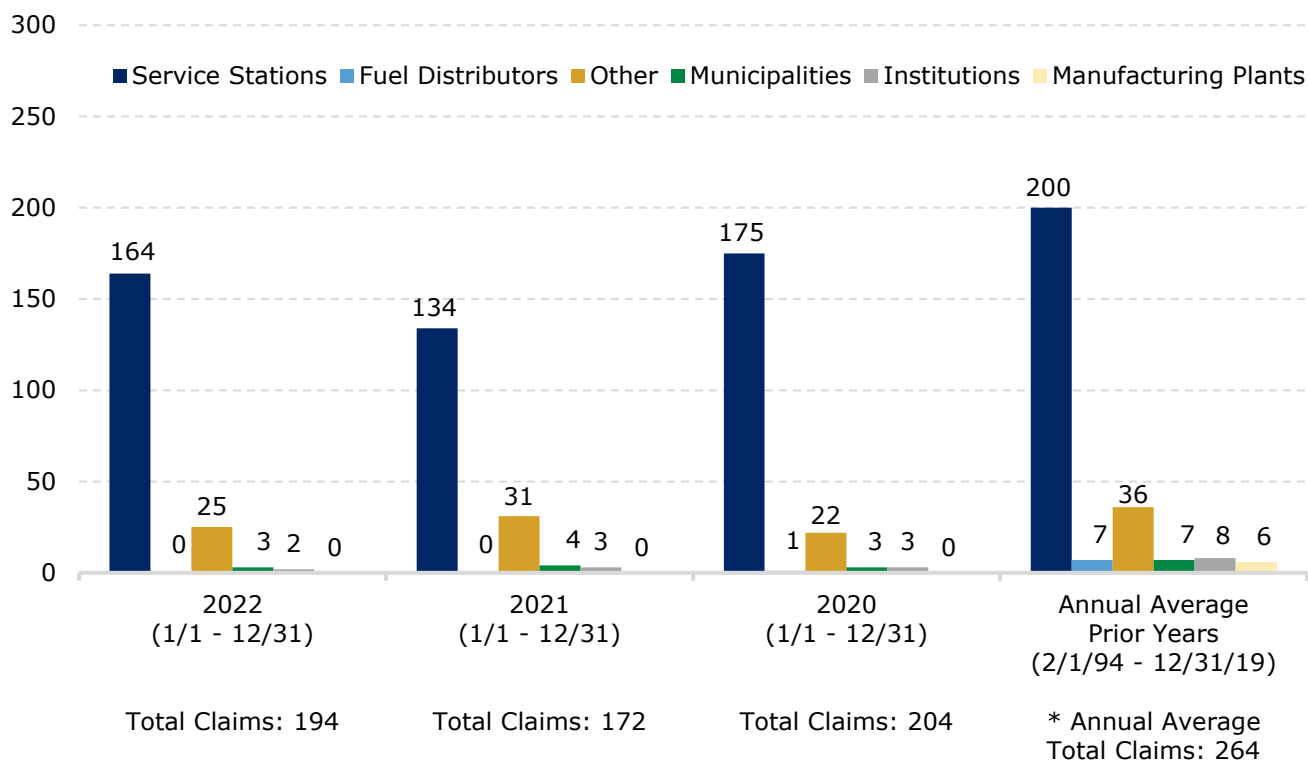


Total Dollars Reserved/Paid = \$1,189,074,938
(2-1-94 through 12-31-22)


Percentages may not add to 100 due to rounding.

CHART 10: Average Claim Cost by Type of Facility

Average claim cost is determined by dividing the total dollars paid/reserved on claims in the specific category by the total number of claims in that category.

CHART 11: Number of Claims by Type of Facility, by Year

* Annual average has been decreasing. The highest number of claims occurred in 1995, 1997, 1998, and 1999.



Product Type Comparison

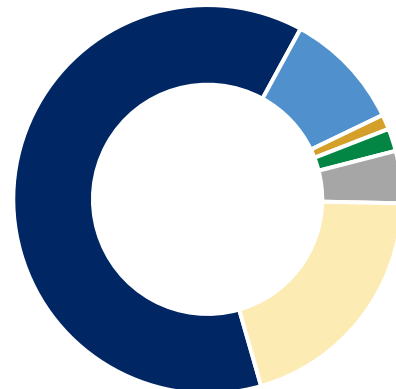
This section compares claim volume, total dollars reserved and/or paid out, and average claim costs by product type. The product types used for this comparison are:

- Gasoline;
- Diesel Fuel;
- Kerosene;
- Heating Oil (used for onsite consumption);
- Others (includes aviation fuel, jet fuel, hazardous substances, etc.); and
- Combination - any combination of the above.

Four charts compare the USTIF's experience with these six product categories.

- Chart 12 presents the percentage and number of claims received for each product type.
- Chart 13 presents the total dollars reserved and/or paid out for each product type to the total reserved and/or paid out on all claims.
- Chart 14 compares the "average claim cost" by product type. Average claim cost is determined by dividing the total number of dollars reserved and/or paid in a specific category by the total number of claims in that category.
- Chart 15 compares the number of claims by type of product, by year.

CHART 12: Claims Received by Type of Product

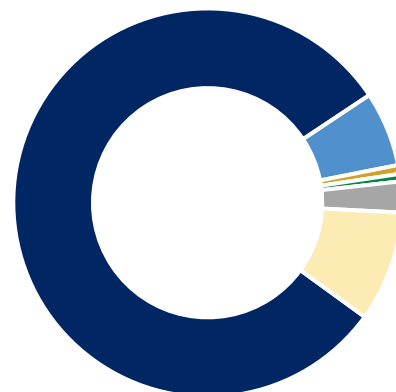


62%	Gasoline	4,627
10%	Diesel	735
1%	Kerosene	92
2%	Other	140
4%	Heating Oil	322
20%	Combination	1,500

Total Claims: 7,416 (2-1-94 through 12-31-22)

Percentages may not add to 100 due to rounding.

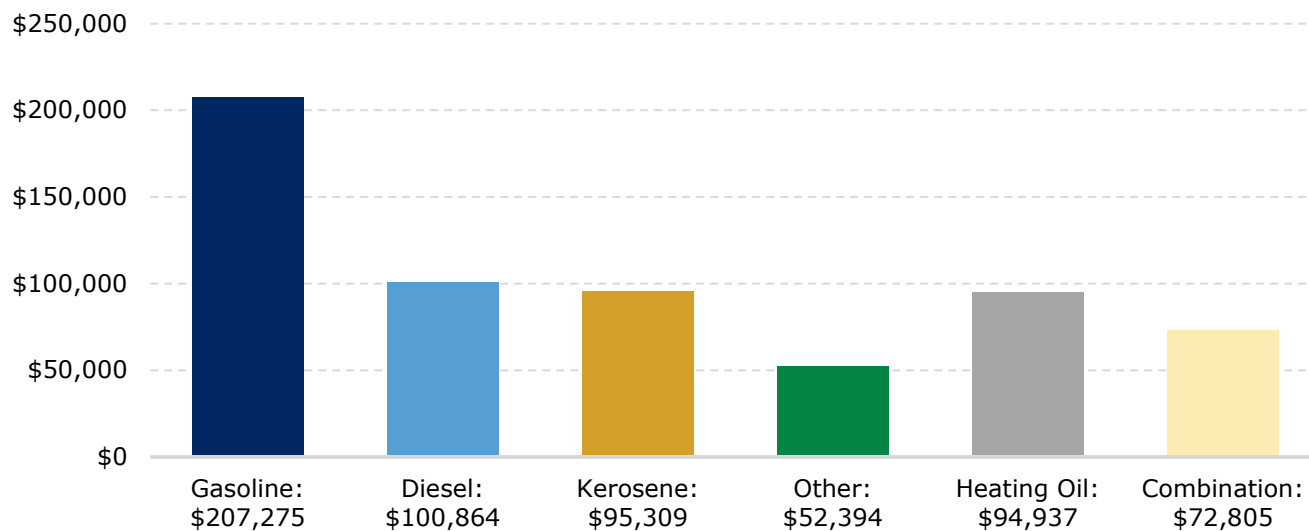
CHART 13: Dollars Reserved/Paid by Type of Product



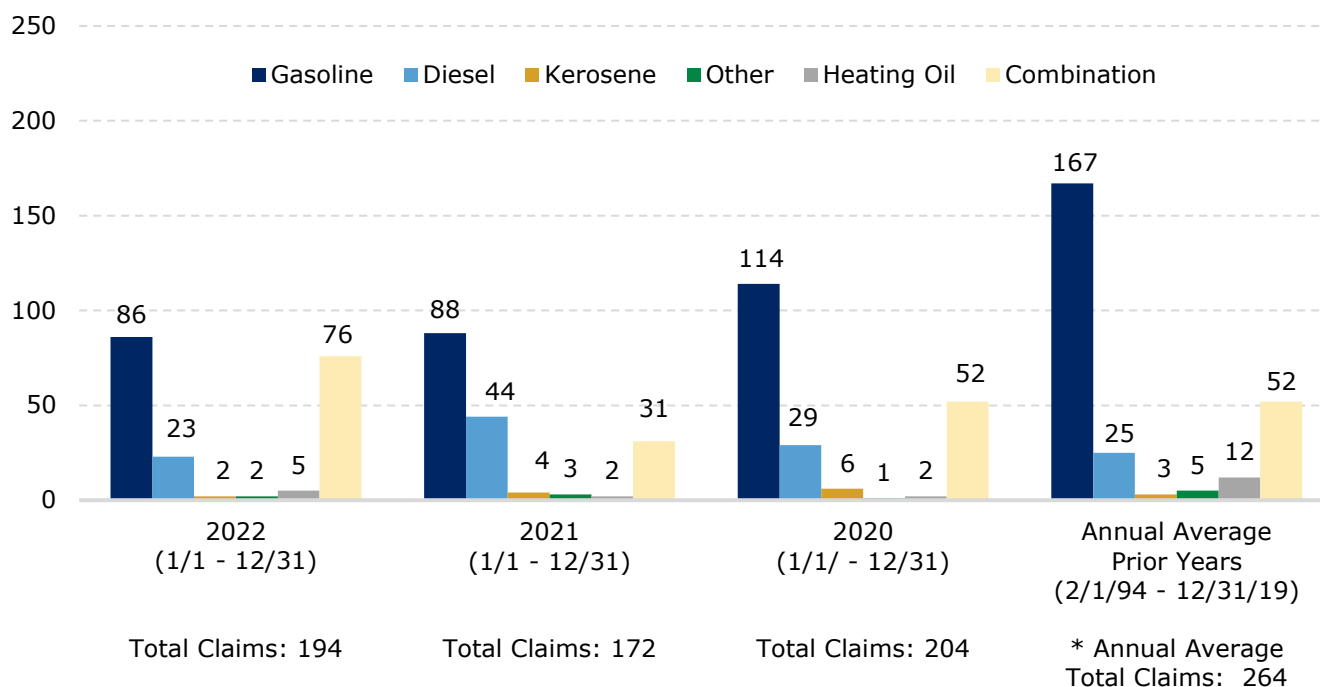
81%	Gasoline	\$959,059,300
6%	Diesel	\$74,135,116
1%	Kerosene	\$8,768,448
1%	Other	\$7,335,150
3%	Heating Oil	\$30,569,814
9%	Combination	\$109,207,110

Dollars Reserved/Paid = \$1,189,074,938 (2-1-94 through 12-31-22)

Percentages may not add to 100 due to rounding.

CHART 14: Average Claim Cost by Type of Product

Average claim cost is determined by dividing the total dollars paid/reserved on claims in the specific category by the total number of claims in that category.

CHART 15: Number of Claims by Type of Product, by Year

*Annual average has been decreasing. The highest number of claims occurred in 1995, 1997, 1998, and 1999.

Third Party Claims Comparison

On occasion, contamination (vapor and/or liquid) from a release migrates off site onto neighboring properties. When this migration occurs, there is the potential for damages to an innocent third party.

Damages can result from such things as bodily injury, sickness, loss of revenue, direct damage to tangible property, and loss of use and/or decrease in value of real estate.

Chart 16 compares third party claim volume, total dollars reserved and/or paid out, and average claim costs by year since the inception date of the USTIF (February 1, 1994).



CHART 16: Third Party Claims

	2022 (194 claims filed)	2021 (172 claims filed)	2020 (204 claims filed)	Prior Years Since Inception (6,846 claims filed)	TOTALS (7,416 claims filed)
Number of third party claims filed	0	2	1	228	231
Percent of total claims filed	0%	1%	<1%	3%	3%
Total reserved and/or paid out	\$0	\$30,000	\$15,000	\$11,320,095	\$11,365,095
Average third party claim cost	\$0	\$15,000	\$15,000	\$49,650	\$49,200

Claims Denial Comparison

Claim eligibility is predicated on the tank owner or operator adhering to the requirements of the Pennsylvania Storage Tank and Spill Prevention Act, 35 P.S. §§6021.101 *et. seq.* Section 706 of the Act, and the implementing regulations. See eligibility requirements under Program Overview, Claims Reporting and Eligibility Criteria.

Although the USTIF requires that either the owner or operator file the claim, claims have on occasion been filed by agents, such as consultants or attorneys, designated by the owner or operator. In such cases, the authority of the agent to act on the owner's or operator's behalf is always verified. Reimbursements, although sometimes channeled through the owner's or operator's agent, are always made to the party that has incurred the cleanup expenses, or if authorized by the tank owner, directly to the service provider.

Under no circumstances is coverage afforded where the fees are unpaid at the time of release discovery.

In accordance with the requirement of Section 503 that has been in force since 1989, all tanks must be

registered and operated in accordance with all applicable laws and regulations.

Owners or operators installing, removing, modifying, and operating USTs must obtain appropriate permits from the State Police Fire Marshall and other agencies.

The USTIF only covers releases occurring on or after February 1, 1994. Where a release began before the eligible period and continued into the eligible period, or a prior ineligible release is mingled with an eligible one, pro-ratio of benefits is developed.

Effective Date. Contamination occurring prior to the effective date of the USTIF (February 1, 1994) is prevalent in many of the claims reported in 1994. Eligibility was denied on 73 (43%) of the 170 claims assigned in 1994, because the loss occurred before February 1, 1994.

Chart 17 compares the number of claims denied in prior years, 2020, 2021, and 2022 by reason for denial.

CHART 17: Denied Claims

	2022 (194 claims filed)	2021 (172 claims filed)	2020 (204 claims filed)	Prior Years Since Inception (6,846 claims filed)	TOTAL (7,416 claims filed)
Fees Not Paid*	1 (33%)	5 (42%)	4 (33%)	123 (11%)	133 (12%)
Not registered with DEP*	0 (0%)	0 (0%)	0 (0%)	17 (2%)	17 (2%)
Pre-USTIF Contamination*	0 (0%)	0 (0%)	2 (17%)	389 (35%)	391 (35%)
Multiple Reasons*	1 (33%)	5 (42%)	4 (33%)	220 (20%)	230 (20%)
Claimant not Owner/ Operator*	0 (0%)	0 (0%)	0 (0%)	5 (<1%)	5 (<1%)
Not Reported w/in 60 Days*	0 (0%)	0 (0%)	1 (8%)	99 (9%)	100 (9%)
Lack of Cooperation*	0 (0%)	2 (17%)	0 (0%)	99 (9%)	101 (9%)
New Release Not Demonstrated*	1 (33%)	0 (0%)	1 (8%)	151 (14%)	153 (14%)
TOTAL DENIED+	3 (2%)	12 (7%)	12 (6%)	1,103 (16%)	1,130 (15%)

Note: Prior year's claims are for February 1, 1994 - December 31, 2019. 2020, 2021 and 2022 claims are for the full calendar year. Included in "denied claims" are those claims that were originally denied and closed and subsequently appealed and reopened. Not all claims shown as appealed in Chart 7 were denied prior to appeal.

*Percent of claims denied. Percentages may not add to 100 due to rounding.

+Percent of claims filed. For eligible claims comparisons, see Chart 7.

Statistics by DEP County and Region

Chart 18 provides information by DEP Region and county. The information listed includes:

- total active tanks
- total claims
- paid/reserved dollars

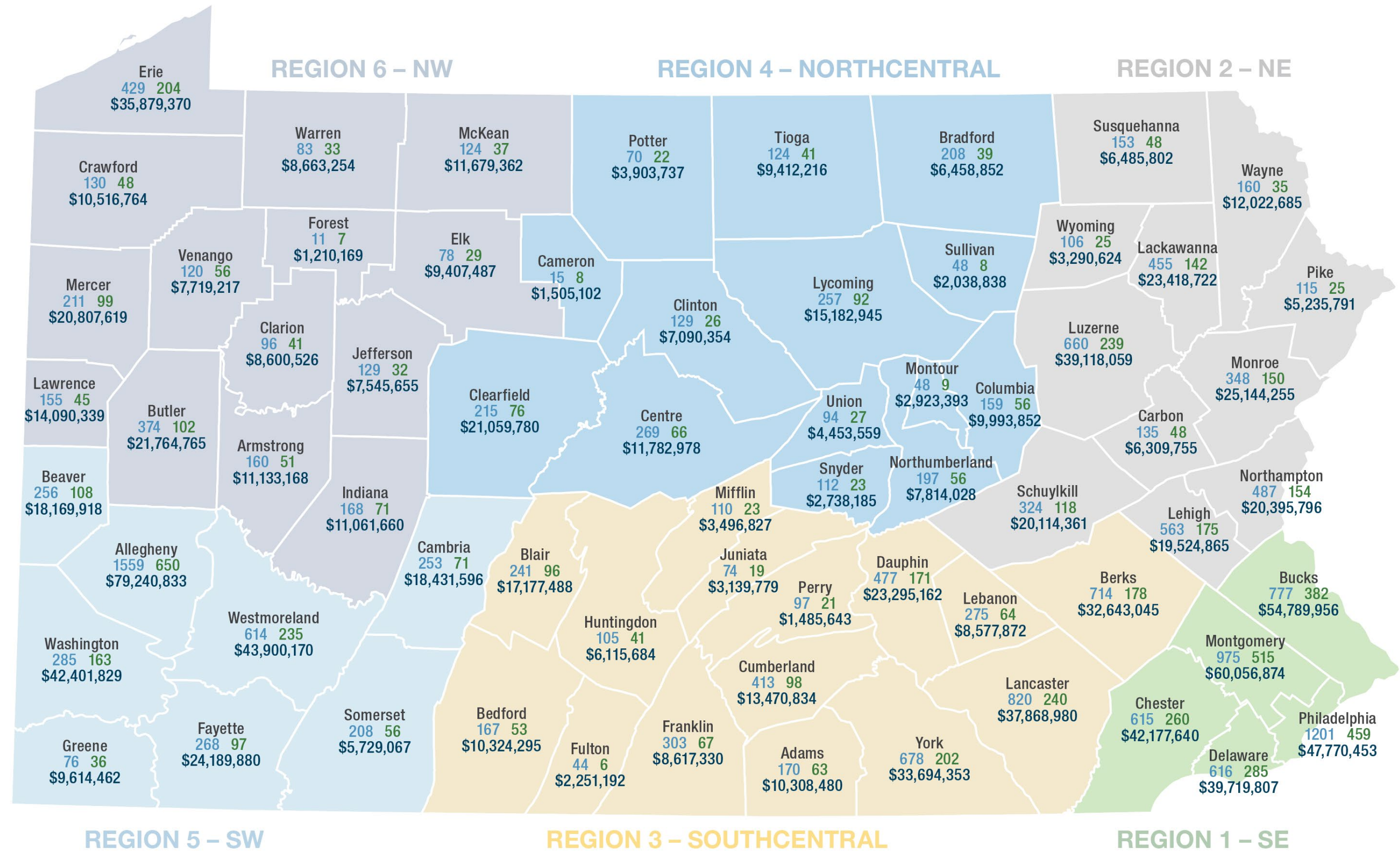
The data presented in Chart 18 provides claim activity on a county level.

The statewide average dollars that have been paid or reserved for eligible, pending, and appealed claims is \$233,289. The average by DEP Region is shown below:

- **Region 1** (Southeast) \$204,618
- **Region 2** (Northeast) \$222,958
- **Region 3** (Southcentral) \$221,059
- **Region 4** (Northcentral) \$260,891
- **Region 5** (Southwest) \$244,020
- **Region 6** (Northwest) \$284,917



CHART 18: DEP Regional Statistics



KEY

Total Tanks	Total Claims	Paid/Reserved
-------------	--------------	---------------

Voluntary Heating Oil Program

A Voluntary Heating Oil Tank Program has been offered by USTIF since 1995. This program offers coverage to owners or operators of underground heating oil tanks with a capacity of 3,000 gallons or greater used for storing heating oil products for use on the premises. This program indemnifies owners or operators for any releases from their tanks.

To obtain coverage from USTIF, owners or operators shall comply with the following requirements:

- Complete and submit an application.
- Provide USTIF with a copy of a successful tank tightness test, completed within the past 30 days.
- Submit a \$50 fee deposit. The fee deposit will be credited to the owner's or operator's account if the application is approved.

Fees are subject to the current Capacity Fee as established by the Underground Storage Tank Indemnification Board.

Coverage can be canceled by providing USTIF with advance written notice.

To obtain a Heating Oil Tank application or for more information call 717-787-0763, the Environmental Cleanup Program in a local DEP regional office or visit our web site at ustif.pa.gov.

Claim information for heating oil tanks is included in Charts 12 to 15.

Highlights

- USTIF offers Heating Oil Opt-In Program.
- Participants with 3,000 gallon or greater heating oil tanks may opt in the program.
- Capacity fees apply to heating oil program.

Voluntary Heating Oil Tank (HOT) Application Status

- Applications received for 2022: 1
- Total participating heating oil tanks:
HOT Currently in Use: 310

HOT Participating/Exempt:	789
Total:	1,099



Pollution Prevention Program

The Pollution Prevention Grant Program assists storage tank owners with pumping out and disposing of regulated products from tanks, cleaning the inside of tanks, and grouting the fill pipes of those tanks (if the tanks will be put into temporary closure) so that the tanks are rendered unusable.

Under the Pollution Prevention Grant Program, the Underground Storage Tank Indemnification Board is authorized to allocate up to \$350,000 per year to be used by the DEP in reimbursing owners and operators with six or fewer regulated underground storage tanks in Pennsylvania that have not been upgraded to comply with technical requirements of federal and state regulations. This program encourages small tank owners to remove the environmental threat that unused and unsafe tanks pose to the Commonwealth. The Pollution Prevention Grant Program provides reimbursement up to \$2,500 per tank for eligible activities. DEP may withhold reimbursement until DEP registration fees, USTIF fees, fines or penalties are paid; or until outstanding violations are resolved.

For the state fiscal year ending June 30, 2022, 1 grant was approved for a total payment of \$7,500. Since the Pollution Program began, 1,154 grants have been approved with payments totaling \$5,935,870 as of June 30, 2022.

It will remain the responsibility of the underground storage tank owner to permanently close the tanks following DEP's closure requirements. Grant money is not available under the Pollution Prevention Grant Program for removing tanks, closing tanks in place, performing site assessments, or conducting remediation activities.

The Pollution Prevention Reimbursement Grant Package (ask "Pump & Plug Program") must be submitted through the Department of Community and Economic Development (DCED) Electronic Single Application (ESA) website. The link to the on-line application can be found at <https://www.esa.dced.state.pa.us/Login.aspx>


Customer Service Number: 1-800-428-2657 (in PA only) or 717-772-5599

Website:
dep.pa.gov/Business/Land/Tanks/Pages?Pump-Plug-Program.aspx

Email: tanks@pa.gov

Highlights

- Program is also known as the Pump & Plug Program.
- Board allocates up to \$350,000 annually to program.
- Total amount paid \$5,935,870.



Underground Storage Tank Environmental Cleanup Program (Includes Heating Oil Grants)

The Board is authorized to authorize a base allocation up to \$5.5 million annually from the Underground Storage Tank Indemnification Fund for the Underground Storage Tank Environmental Cleanup Program if the allocation doesn't impede the USTIF's ability to pay claims. The monies are used to conduct site investigations and remedial action activities at state lead and special project sites. It also provides grants to heating oil tank owners who are required to take corrective action.

An annual maximum of \$2 million for the Cleanup Program may be used for special environmental cleanup projects to assist owners of underground storage tanks who do not qualify for financial assistance under the Act.

The Heating Oil Grant allocation under the Cleanup Program allows up to a maximum of \$750,000 annually for owners incurring costs of corrective action for underground storage tanks storing a capacity of 3,000 gallons or less used for storing heating oil. In order to qualify for the program, the heating oil release must have occurred after January 30, 1998. Typical environmental cleanup costs eligible for reimbursement include excavating, emptying, cleaning, removing, transporting and disposing of a leaking storage tank; excavating contaminated soil, transporting and disposing of wastes, and restoring disturbed or contaminated areas. Costs for removal of non-leaking and release from storage tanks located in underground areas such as basements or cellars are not eligible for reimbursement. Payments are limited to actual cost of corrective action of \$5,000. The amount allowed shall be subject to a \$1,000 deductible.

The Board is also authorized to allocate funds annually to the Underground Storage Tank Pollution Prevention Program for reimbursing eligible owners for the costs of removing regulated substances from and sealing the fill pipes of underground storage tanks which have not been upgraded to comply with federal and state regulations. The Board may allocate up to \$350,000 annually from the Underground Storage Tank Indemnification Fund for the Underground Storage Tank Pollution Prevention Program.

DEP may also request the Board reimburse the department up to \$7 million annually for costs related to investigating, determining responsibility, overseeing remediation and third-party response and closing cases of spills and leaks related to underground storage tanks. It is also used for inspecting, determining compliance and taking enforcement actions against owners of storage tanks.

The results of these programs have provided a cleaner environment by funding remediation and assisting impacted parties as outlined below:

- **State-Lead/Special Projects:** For the fiscal year ending June 30, 2022, work was performed at 17 state-lead sites and 1 special project release site. The total amount expended was approximately \$3.12 million. Since program inception, over \$51 million has been expended on 451 projects.
- **Heating Oil Program:** For the fiscal year ending June 30, 2022, 186 grants were approved for a total payment \$750,000. Since the Heating Oil Program began, 2,640 grants have been approved. Grant money paid since inception total \$9,886,412.
- **Catastrophic Release Projects:** Money was not expended for the fiscal year ending June 30, 2022. From 1998 through 2013, over \$13.06 million was expended.
- **Investigation and Closure Costs:** For the fiscal year ending 2022, DEP requested an allocation of \$7 million.

For information concerning the Environmental Cleanup Program, please contact the DEP at:

Department of Environmental Protection
Site Remediation Division
P.O. Box 8471
Harrisburg, PA 17105-8471
or by calling 717-787-0886.

Tank Installer Indemnification Program

The purpose of Tank Installers' Indemnification Program (TIIP) is to indemnify certified companies/tank installers after a release occurs due to negligence as a result of improper or faulty installations, modifications and removals of underground storage tanks on or after January 1, 2002. This program was created in The Storage Tank and Spill Prevention Act (Act 32) passed July, 1989, as amended by Act 13 passed February 3, 1998, as amended by Act 100 passed December 2000.

This program is financed through fees paid by certified tank installer companies. There are two types of fees: an annual company fee and an activity fee for each removal, major modification and installation performed under their direction.

USTIF received two new reported claims in 2022. No claims were closed during the year. At year's end, there were 3 open claims with case reserve totaling \$1,150,000.

- Certified Company Fee: \$1,000 annually
- Activity Fee (for each tank system activity performed)
 - Tank Removal: \$15
 - Major Modification: \$50
 - Tank Installation: \$50
 - Minor Modification: \$0

The TIIP coverage limit is based on the number of installations, major modifications and removals performed by a certified company within a calendar year as shown below:

- 100 or fewer installations – \$1.5 million per tank per occurrence and \$1.5 million annual aggregate.
- 101 or more installations – \$1.5 million per tank per occurrence and \$3 million annual aggregate.
- TIIP reserves the right to settle or defend claims under this program

Highlights

- Tank Installer Indemnification Program launches in 2002.
- TIIP fees remain constant since program inception.
- 40 TIIP claims reported.
- TIIP claim payments total \$391,305.

The TIIP, like the USTIF, has certain eligibility requirements set by the Act. The requirements and implementing regulations include:

- Claims must be reported within 60 days from the date of discovery.
- The claimant is a certified tank installer who is employed by a certified company and performed the work that gave rise to a claim for a certified company.
- The fees are paid.
- The tank is registered with DEP unless it is a heating oil tank that opted into the program.
- The certified tank installer has obtained permits, if required.
- The facts indicate that a tank installer was negligent in some tank handling activity resulting in a release after the effective date of coverage.
- The participant cooperates with the USTIF in its eligibility determination process.
- The Certified Company is responsible for the first \$5,000 per occurrence.

For questions regarding this program, please contact us at 1-800-595-9887 (in PA only) or 717-787-0763, or by e-mail at ra-ustif@pa.gov, or visit our website at ustif.pa.gov.

On the Web

The USTIF homepage is the gateway for finding useful information regarding Billing, Tank Programs, Claims, Competitive Bidding Opportunities for Cleanups, and Alerts.

The website is divided into three areas for various business partners including:

Distributors

Distributors play an important role by collecting and remitting fees subject to gallon fees for tank owners storing regulated substances. The types of regulated substances required to pay gallon fees, or commonly referred to as through-put fees include, Gasoline, New Motor Oil, Hazardous Substance, Other, Gasohol, Aviation Fuel, Mixture and Farm Diesel¹.

Distributors must use the website to report actual delivery data in a specified format either manually or electronically. The goal is to reduce calculation errors, provide transparency and most importantly, allow a throughput payment history for tank owners and operators in the event the information is needed to demonstrate financial responsibility.

Tank Owners

Participants in the USTIF program include an owner or operator of an underground storage tank; an owner or operator of an underground (unregulated) commercial heating oil tank. Access is currently restricted to tank owners who are authorized to report a claim, review gallon fees reported by the distributor and pay capacity fees. An owner or operator storing regulated substances including Diesel, unregulated Heating Oil, Used Motor Oil, Kerosene and Unknown substances based on the tank registration maintained by the DEP are assessed a capacity. This is an annual fee that is billed in December. Tank owners or operators may elect to pay full amount of the capacity fee shown on the December statement by December 31st or a monthly payment of 1/12 of the total capacity fee. Payments are accepted electronically using a bank card or electronic check.

¹Act 32 of 1989 known as the Storage Tank Spill & Prevention Act, underground-farm or residential tanks with a capacity of more than

Highlights

- Website stores DEP data to invoice tank owners and tank installers.
- Website stores facility, tank history, monthly invoices, transactions, claims and contact information.
- Owners may view account, fees, payment history including distributor gallon fee reports.
- Participants may report a claim.
- Website accepts bank cards and electronic checks.
- There are over 4,000 registered users.
- Dedicated Bids Section provides participants with information on current bidding opportunities, pending contracts, and executed contracts
- With permission, environmental consultants may submit a claim through the homepage.

Tank Installers

Certified companies that are authorized by DEP to perform tank installations, major modifications or removals of underground storage tanks and heating oil tanks are required to the certified company fee and the required activity fee to USTIF. The annual fee is billed in December. The certified company may elect to pay the full amount of the fee shown on the December statement by December 31st or a monthly payment of 1/12 of the total certified company fee. Certified companies are assessed an activity fee for certain tank handling activities. Prior to the commencement of the activity, the tank installer completes an activity fee form, supplied by DEP. The activities subject to USTIF fees are:

- 1) Installation Activity Fee of \$50;
- 2) Major Modification Fee of \$50; and
- 3) Removal Activity Fee of 15.
- 4) Minor Modification: \$0

Please visit our website at <https://ustif.pa.gov>.

1,100 gallon used for non-commercial purposes are subject to USTIF fees.

PENNSYLVANIA UNDERGROUND STORAGE TANK INDEMNIFICATION FUND

Phone (717) 783-8093

Toll Free (In PA Only) (800) 595-9887

Fax (717) 705-0140

