

**THIRD QUARTER 2018
REMEDIAL ACTION PROGRESS REPORT
PAUSTIF CLAIM NO. 2011-0082(S)
FORMER ROSEMERGY'S GARAGE/STORE
PROPERTY
NOW THE MARKET AT WOODLOCH
1623 STATE ROUTE 590
LACKAWAXEN TWP., PIKE COUNTY,
PENNSYLVANIA**

FOR

**MR. GEORGE KORB,
CHIEF ENGINEER,
WOODLOCH PINES INC., HAWLEY, PA**

OCTOBER 2018

Project Number: 11-17788-03

BY

**CONVERSE CONSULTANTS
2738 West College Avenue
State College, PA 16801
Telephone: 814-234-3223
Email:
statecollege@converseconsultants.com**

1.0#	INTRODUCTION	3#
2.0#	DOCUMENTATION AND ADMINISTRATIVE SUMMARY	4#
2.1#	PRIMARY CONTACTS	4#
2.2#	SITE USE DESIGNATION	4#
2.3#	SELECTED STANDARD	5#
2.4#	OFF-FACILITY ACCESS AGREEMENTS	5#
2.5#	AQUIFER USE DETERMINATION	5#
2.6#	FEDERAL, STATE, AND LOCAL PERMITS OR APPROVALS	6#
2.7#	SUBMITTED REPORTS AND PADEP RESPONSES	6#
3.0#	PROPERTY DESCRIPTION	7#
3.1#	SITE LOCATION	7#
3.2#	PROPERTY SETTING	7#
3.3#	PROPERTY DESCRIPTION AND OPERATIONS	7#
4.0#	GENERAL FACILITY GEOLOGY	8#
5.0#	GENERAL FACILITY HYDROGEOLOGY	9#
6.0#	QUARTERLY SUMMARY	10#
6.1#	QUARTERLY GROUNDWATER SAMPLE COLLECTION	10#
6.1.1#	General	10#
6.1.2#	Water Level Measurement	10#
6.1.3#	Groundwater Sample Collection	10#
6.1.4#	GAC Effluent Sampling	10#
6.1.5#	Project Quality Assurance/Quality Control Deliverables	10#
6.1.6#	Constituent Concentration Trends	12#
7.0#	REMEDIATION SYSTEM	12#
7.1#	REMEDIATION SYSTEM OPERATION SUMMARY	12#
7.2#	REMEDIATION SYSTEM SAMPLING	14#
7.3#	GROUNDWATER AND VAPOR TREATMENT	14#
7.4#	SYSTEM INFLUENCE IN TREATMENT CELL	15#
7.5#	SUMMARY OF TREATMENT SYSTEM EFFECTIVENESS	16#
8.0#	MONITORING WELL SAMPLING REDUCTION REQUEST	16#
9.0#	PLANNED ACTIVITIES	16#
10.0#	LIMITATIONS	17#
11.0#	QUALIFICATIONS	18#

APPENDICES

Appendix A

Figure 1: Site Location Map
Figure 2: Property Plan
Figure 3: Groundwater Elevation Contour Map May 2018
Figure 4: Dissolved 1,2,4-TMB Isoconcentration Map May 2018
Figure 5: Dissolved Benzene Isoconcentration Map May 2018
Figure 6: Dissolved Ethylbenzene Isoconcentration Map May 2018
Figure 7: Dissolved MTBE Isoconcentration Map May 2018
Figure 8: Dissolved Naphthalene Isoconcentration Map May 2018
Figure 9: Dissolved Toluene Isoconcentration Map May 2018
Figure 10: DPE System Schematic (subsurface)
Figure 11: DPE System Schematic (shed)
Figure 12: DPE Well Head Schematic

Appendix B

Table 1: Groundwater Elevations
Table 2: Groundwater Analytical Summary
Table 3: DPE System Summary
Table 4: System Aqueous Sample Data
Table 5: System Vapor Sample Data
Table 6: Treatment Cell Water Levels
Table 7: Extraction Well Data
Table 8: Treatment Cell Well Data

Appendix C:

Water Level vs. Precipitation Graph

Appendix D:

Chain of Custody Documents and Laboratory Reports

Appendix E:

Constituent Concentration Trends

Appendix F:

System Operation Chart

Appendix G:

Depth to Water Trends



1.0 INTRODUCTION

Converse Consultants (Converse) on behalf of Mr. George Korb submits this Remedial Action Progress Report (RAPR) for the former Rosemergy's Garage/Store facility located at 1623 Route 590, Lackawaxen Township, Pike County, Pennsylvania (subject property) in accordance with 25 PA Code Chapter 245 (§245): Section 312(e). This RAPR documents the monitoring period from July 1, 2018 through September 30, 2018. A quarterly groundwater sample collection event was conducted on July 24-25, 2018.

A release of petroleum product (unleaded gasoline) was identified in July 2011 from a regulated underground storage tank (UST) system at the Property. Converse was retained by Mr. Korb to complete site characterization and remedial activities to demonstrate attainment of the selected standards for soil and groundwater impacted by the release. Site characterization and remedial activities are conducted in accordance with guidance received from PADEP and USTIF.

Interim remedial activities included soil removal that was completed as part of the UST closures activities. Several short-term groundwater extraction and treatment events were completed in 2015 as part of pilot tests conducted to evaluate remedial options at the Site.

Site characterization activities included the advancement of 20 soil borings (soil borings SB-8 through SB-27), the installation of 22 overburden groundwater monitoring wells (monitoring well MW-1 through MW-22), and the collection and analysis of soil, groundwater, and soil vapor samples. Site characterization activities were summarized in an "Updated Site Characterization Report (SCR) and Remedial Action Plan (RAP)" submitted to PADEP in March 2016. The remedial strategy presented in the RAP was active remediation through Dual Phase Extraction (DPE) of soil vapor and groundwater. The RAP indicated the selected remedial standard for the site were attainment of the nonresidential medium specific (NRMSC) Statewide Health Standard (SHS) for soil and the residential MSC SHS for groundwater. The Updated SCR/RAP was approved by PADEP in a letter dated May 5, 2016.

Appendix A: Figure 1 presents the location of the Property relative to area roads and features. The site plan is presented in **Appendix A: Figure 2**.

2.0 DOCUMENTATION AND ADMINISTRATIVE SUMMARY

2.1 PRIMARY CONTACTS

Responsible Party

Lochgen LP
731 Welcome Lake Road
Hawley, Pennsylvania 18428
(570) 685-8061
Primary Contact: Mr. George Korb

USTIF/ICF Contact

ICF International
4000 Vine Street
Middletown, Pennsylvania 17057
(570) 732-3844
Primary Contact: Ms. Linda Melvin

Consultant

Converse Consultants
2738 West College Avenue
State College, Pennsylvania 16801
(814) 234-3223
Primary Contact: Ms. Mary Feerrar

PADEP Staff Contact

PADEP – Northeast Region
2 Public Square
Wilkes Barre, Pennsylvania 15222
(570) 830-3028
Primary Contact: Ms. Rebecca Albert

2.2 SITE USE DESIGNATION

One (1) Site was identified during the Site Characterization. The Site extends beyond the boundary of the Property and includes soil and groundwater that are circumscribed by the monitoring wells and former UST area at the Site.

Appendix A: Figure 2 presents cultural features that are located on and in the general area of the Site. The Property has historically been utilized to service, store, and fuel vehicles. An active UST system that includes a fuel island with canopy and USTs that store unleaded gasoline is currently located at the Property. The active UST systems are located downgradient of the former release in an area of the Property that has not been impacted. The current use of the Property meets the definition of a Nonresidential Property as promulgated in Act 2 of 1995: Pennsylvania



The use of properties that are adjacent to the Site consists primarily of commercial, residential, and undeveloped land. The current use of surrounding properties meets the definition of nonresidential and residential property as promulgated in *Act 2, Section 103*. The probable future use of the Property and adjacent properties may be for either Residential or Nonresidential purposes.

Constituent concentrations in the soil were evaluated with respect to the NRMSC SHSs that are promulgated in §250: Subchapter C. Constituent concentrations in groundwater were evaluated with respect to the RMSC SHSs that are promulgated in §250: Subchapter C.

§250.302(a) and 407(a) stipulate that the point of compliance (POC) “is the property boundary that existed at the time the contamination was discovered”. Data indicate that COCs extend beyond the downgradient POC at concentrations greater than their respective MSC.

2.3 SELECTED STANDARD

Attainment of the following remediation standards at the Site is currently anticipated:

Soil - NRMSC SHS

Groundwater - RMSC SHS

2.4 OFF-FACILITY ACCESS AGREEMENTS

§250.410(c) requires that “when a person proposes a remedy that relies on access to properties owned by third parties, for remediation or monitoring, documentation of cooperation or agreement shall be submitted as part of the cleanup plan”. Documentation of off-Property access was included within the Updated SCR and RAP.

2.5 AQUIFER USE DETERMINATION

The aquifer beneath and in the area of the Facility is considered to be used, is currently planned for use (§250.403(b)), and to contain less than 2,500 milligrams per liter (mg/l) of dissolved solids.

2.6 FEDERAL, STATE, AND LOCAL PERMITS OR APPROVALS

The US EPA Underground Injection Control (UIC) program has provided approval of the plan to discharge treated water from the remedial system to a subgrade infiltration gallery that is located north of the building.

To the best of our knowledge, PADEP approval of this submittal is the only Federal, State, or Local permit or approval that is necessary at this point in time.

2.7 SUBMITTED REPORTS AND PADEP RESPONSES

Submittals

1. *Work Plan, Additional Supplemental Site Characterization, Former Rosemergy's Convenient Store, 1623 Route 590, Hawley, Pennsylvania*, dated September 25, 2013, prepared by Converse Consultants.
2. *SCR Submittal Date Extension Request, USTIF Claim Number: 2011-0082(S), Rosemergy's Convenience Store, Hawley, Pennsylvania*, dated March 13, 2014, prepared by Converse Consultants.
3. *SCR Submittal Date Extension Request (update), USTIF Claim Number: 2011-0082(S), Rosemergy's Convenience Store, Hawley, Pennsylvania*, dated March 13, 2014, prepared by Converse Consultants.
4. *Site Characterization Report, Former Rosemergy's Store/Garage, USTIF Claim Number: 2011-0082(S), Lackawaxen Twp., Pike Co., Pennsylvania*, dated August 7, 2014, prepared by Converse Consultants.
5. *RAP Submittal Date Extension Request (update), USTIF Claim Number: 2011-0082(S), Rosemergy's Convenience Store, Hawley, Pennsylvania*, dated May 28, 2014, prepared by Converse Consultants.
6. *RAP, Former Rosemergy's Store/Garage, USTIF Claim Number: 2011-0082(S), Lackawaxen Twp., Pike Co., Pennsylvania*, dated July 15, 2015, prepared by Converse Consultants.
7. *Updated SCR and RAP, Former Rosemergy's Store/Garage, USTIF Claim Number: 2011-0082(S), Lackawaxen Twp., Pike Co., Pennsylvania*, dated March 31, 2016 prepared by Converse Consultants.

Responses

1. *Storage Tanks Program - Northeast Regional Office, Notice of Violation (NOV), Rosemergy's Garage Facility, Facility ID No. 52-01926*, dated July 15, 2011.
2. *Storage Tanks Program - Northeast Regional Office, Notice of Violation (NOV), Rosemergy's Garage Facility, Facility ID No. 52-01926*, dated September 6, 2013, signed by Mr. David McGovern.
3. *ECB - Storage Tanks Program - Northeast Regional Office, RAP Alternative Timeframe Approval Letter, Rosemergy's Garage Facility, Facility ID No. 52-01926*, dated July 15, 2011, signed by Ms. Susan E. Thomas.
4. *ECB - Storage Tanks Program - Northeast Regional Office, RAP Disapproval*



Letter, Former Rosemergy's Garage, Facility ID No. 52-01926, dated August 26, 2015, signed by Mr. Eric Supey.

5. *ECB - Storage Tanks Program* - Northeast Regional Office, SCR Approval Letter, Former Rosemergy's Garage, Facility ID No. 52-01926, dated May 5, 2016.

3.0 PROPERTY DESCRIPTION

3.1 SITE LOCATION

The Former Rosemergy's Store/Garage consists of one (1) parcel that occupies approximately 1.8 acres of land at 1623 Route 590, Lackawaxen Township, Pike County, Pennsylvania. The Property is located along the north side of Hamlin Highway (PA 590) approximately 600 feet east of the intersection of Hamlin Highway and Woodloch Drive (N41° 30' 05.49", W75° 05' 49.05"). **Appendix A: Figure 1** presents the location of the Property relative to area roads and features.

3.2 PROPERTY SETTING

Although the site is relatively flat, hills are located northeast and west of the site. The Narrowsburg USGS topographic quadrangle map indicates that the site is located at an elevation of approximately 1,290 feet above mean sea level. With respect to topography, the site is located near the saddle point that separates surface flow to the north towards Little Teedyuskung Lake from surface flow to the southeast and east towards creeks that drain into the Lackawaxen River.

The site is located approximately 1,200 feet south of Little Teedyuskung Lake. The lake drains into West Falls Creek which passes approximately 1,100 feet northeast of the site. West Falls Creek flows southeast to the Lackawaxen River. The site is located approximately 2,200 feet northeast and northwest, respectively, of two (2) small creeks that drain south into the Lackawaxen River. The Lackawaxen River is located approximately 7,500 feet south of the site and flows from west to east (towards the Delaware River). No surface water body is present within the boundaries of the Property.

3.3 PROPERTY DESCRIPTION AND OPERATIONS

Appendix A: Figure 2 presents cultural features and the boundaries of the Property. The Property is currently owned by Lochgen, LP. The Property is currently operated as a retail motor fuel distribution and convenience store. The active UST systems that are used to store and dispense unleaded gasoline at the Property are shown on **Figure**

2. The active UST systems are located downgradient of the former release in an area of the Property that has not been impacted.

The Property is generally flat and is covered with pavement (concrete or asphalt). The area of the former release is covered by pavement. One slab on grade building is located at the Property. The Property and surrounding areas are served by public water and public sewer, however not all residences are hooked up to the public systems. The Property is currently hooked up to public water and sewer.

Information in previously submitted reports indicates that the previous generation of USTs was at the same location as the system that was removed in 2011 (former UST location identified on **Figure 2 of Appendix A**). Historical data and the site characterization activities have not identified any other potential UST locations.

4.0 GENERAL FACILITY GEOLOGY

The Facility is located in the Glaciated Low Plateau Section of the Appalachian Plateaus Physiographic Province of Pennsylvania. The Pennsylvania Department of Environmental Resources, Bureau of Topographic and Geologic Survey, *Geologic Map of Pennsylvania, 1981* indicates that the bedrock that underlies the Facility consists of Devonian-age, Long Run and Walcksville Members (Dclw) of the Catskill Formation. The Long Run and Walcksville Members (Dclw) of the Catskill Formation (undivided) consist of cyclic sequences of gray to grayish-red to greenish-gray sandstone, siltstone, and claystone in fining upward cycles. No outcrop was observed in the immediate vicinity of the Site. Consistent with regional structure, bedrock is expected to strike roughly northeast-southwest with gentle dips of bedding to the southeast and northwest.

The area of the Site was covered by the Wisconsin Glaciation. Approximately 50 percent of the ground surface is estimated to be covered by gray to grayish red sandy till. The layer of till is reported to vary from thin to thick. The till is reported to be draped over bedrock and is not expected to have been reworked into glacial landforms.

Soil borings indicate that unconsolidated deposits that consist mainly of a mix of silty sands and silts with varying amounts of gravel (some of which could be described as till) are located beneath the site to the maximum depth of the soil borings that was 21 feet below grade. Bedrock was not encountered in the soil borings.

5.0 GENERAL FACILITY HYDROGEOLOGY

Field and published data indicate that aquifers are present in the unconsolidated deposits (water table aquifer) and in the bedrock beneath the Property. The site characterization activities indicate that the unconsolidated overburden beneath the Property has been impacted by the release of gasoline. **Appendix A: Figure 2** presents the locations of the monitoring wells.

With respect to topography, the site is located near the saddle point that separates surface flow to the north towards Little Teedyuskung Lake from surface flow to the southeast and east towards creeks that drain into the Lackawaxen River.

During the most recent groundwater sampling event, the depth to groundwater in overburden monitoring wells ranged from approximately 0.00 feet (MW-8 and MW-9) to 15.59 (MW-14) feet below top of casing. Refer to **Appendix B: Table 1** for a summary of groundwater elevations recorded from the site.

Groundwater elevation data indicate that flow within the overburden aquifer is radial away from groundwater mounding in the area of monitoring wells MW-2, MW-4, MW-5R, and MW-8. The third quarter 2018 hydraulic gradient is 0.033 foot/foot between monitoring wells MW-3 and MW-22. The hydraulic gradient was calculated using the groundwater elevation at monitoring well MW-3 (1294.58 feet) minus the groundwater elevation at monitoring well MW-22 (1286.48 feet) divided by the horizontal distance (~240 feet) from monitoring well MW-3 to monitoring well MW-22.

Groundwater elevations are compared to weekly precipitation measurements in **Appendix C**. In general, there appears to be a direct relationship between precipitation events and groundwater elevations. The interpretation that atmospheric water infiltration affects groundwater elevations is supported by the increased water extracted by the remediation system during and directly after precipitation events.

Refer to **Figure 3 in Appendix A** for the groundwater elevation contour map that depicts the calculated groundwater relative elevations for the sample event conducted during the third quarter 2018.

6.0 QUARTERLY SUMMARY

6.1 QUARTERLY GROUNDWATER SAMPLE COLLECTION

6.1.1 General

A quarterly groundwater sampling event was conducted on July 24-25, 2018 from the accessible monitoring wells. Samples were collected from monitoring wells MW-1R through MW-5R, MW-7 through MW-12, MW-14, MW-15, MW-16, MW-20, MW-21, and MW-22. **Appendix A: Figure 2** presents the locations of the wells sampled.

6.1.2 Water Level Measurement

A Slope Indicator™ Water Level Indicator was used to measure the water levels in the monitoring wells.

6.1.3 Groundwater Sample Collection

Prior to sample collection, water level measurements as described in the preceding section were conducted. The respective saturated casing volumes were calculated for the wells that were sampled. Each well was then purged of at least three (3) saturated casing volumes using a submersible pump or peristaltic pump and dedicated tubing or a polyethylene bailer. Purge water is field monitored for temperature, specific conductivity, and pH.

A peristaltic pump with dedicated tubing or a dedicated, polyethylene, factory decontaminated, disposable bailer was used to collect a groundwater sample from each of the sampled groundwater monitoring wells. The groundwater samples were collected directly into laboratory-supplied glassware.

6.1.4 GAC Effluent Sampling

The purge water from groundwater sample collection activities is treated with a portable GAC canister at the Site. Generally, one (1) GAC effluent sample is collected during each sampling event and submitted for laboratory analysis. Laboratory analytical results for the sample collected from the GAC unit are included in **Appendix D**.

6.1.5 Project Quality Assurance/Quality Control Deliverables

Field and laboratory QA/QC protocol was consistent with PADEP protocol and with those that are published in the United States Environmental Protection Agency (USEPA) document titled *Solid Waste, Test Methods for Evaluating Solid Waste (EPA Manual SW-846)*. One (1) blind duplicate sample and one (1) trip blank were generally submitted with each sample set analyzed to provide quality assurance.



Nitrile disposable gloves were worn during sample collection activities and were changed prior to the collection of each sample. Each sample was given a unique identification number that was recorded on the field log, the Chain of Custody record, and the sample label.

All samples were placed in a cooler and chilled with ice for shipment to the analytical laboratory. All samples remained in the possession of Converse personnel until transferred to the analytical laboratory or to a courier for delivery to the analytical laboratory. Chain of Custody documentation was completed for and accompanied each sample set.

Single use bailers were used to collect the samples. Decontamination of these materials was, therefore, not necessary. Non-disposable sampling equipment was decontaminated prior to arrival at the site and between sample locations.

6.1.5.1 Laboratory Analysis

Groundwater samples from the Site were analyzed for benzene, toluene, ethylbenzene, xylenes, MTBE, cumene, naphthalene, 1,2,4-trimethylbenzene, and 1,3,5-trimethylbenzene by EPA method 8260B. The samples were submitted to Fairway Laboratories of Altoona, Pennsylvania for analysis.

6.1.5.2 Laboratory Results

The following monitoring wells exhibited constituent concentrations at levels exceeding their respective RMSCs during the July 2018 groundwater sampling event:

Monitoring Well MW-1R: 1,2,4-TMB (224 µg/L), Benzene (623 µg/L), and MTBE (20.3 µg/L)

Monitoring Well MW-2: 1,2,4-TMB (202 µg/L) and benzene (13.4 µg/L)

Monitoring Well MW-3: MTBE (38.9 µg/L)

Monitoring Well MW-5R: 1,2,4-TMB (1,590 µg/L), Benzene (373 µg/L), Ethylbenzene (1,960 µg/L), and Naphthalene (326 µg/L)

Monitoring Well MW-7: 1,2,4-TMB (16 µg/L), Benzene (1,140 µg/L), and MTBE (27 µg/L)

Monitoring Well MW-9: Benzene (8.19 µg/L)

Appendix A: Figures 4 through 8 present the distribution of the aforementioned constituents for the July 2018 groundwater sampling event. **Appendix B: Table 2** presents a historical summary of the analytical data for all documented groundwater sampling events that have been conducted at the Site. Copies of the laboratory data and chains of custody are included as **Appendix D**. SPL was not identified during the third quarter of 2018.

6.1.5.3 Practical Quantitation Limits (PQLs)

§250.4 stipulates limits that are related to practical quantitation limits (PQLs) for soil and groundwater. The *2002 LRP TGM*: Table IV-10 presents PQLs that are established for a number of constituents. The PQLs that are listed in the *2002 LRP TGM* are either the estimated quantitation limits (EQLs) that are established in the most current version of the *USEPA RCRA Manual SW-846: Test Methods for Evaluating Solid Wastes, Physical/Chemical Methods (EPA RCRA Manual SW-846)* or the method detection limits (MDL) of the test methods that are cited in Table IV-10. The reported LQLs were less than the PQLs for the report period.

6.1.6 Constituent Concentration Trends

Linear trend graphs were prepared for constituents identified above their respective RMSC during the past eight (8) consecutive quarters. Constituent concentrations are plotted against time with a linear trend line included to assess the trend. In addition, R^2 values are included to assess the accuracy of each trend. The closer the R^2 value is to 1.0, the more accurate the calculated trend. Groundwater analytical data presented in **Appendix B: Table 2** was used to prepare the trend charts. Trend charts are included in **Appendix E** and summarized below.

Decreasing constituent trends are evident for all COCs in all monitoring wells evaluated. Constituent concentrations in all monitoring wells are expected to decrease as the groundwater is treated through the operation of the remediation system. Constituent trends will continue to be evaluated with results presented in each RAPR.

7.0 REMEDIATION SYSTEM

7.1 REMEDIATION SYSTEM OPERATION SUMMARY

The dual phase extraction (DPE) remedial system was started on December 29, 2016. The system was off line during portions of the third and fourth quarters of 2017 to be reconfigured (remove CatOx and add activated carbon and other components for groundwater treatment).



The reconfigured system consists of two (2) “Legs” (identified as Leg A and Leg B), located in the vicinity of the former UST field (source area). Five (5) DPE wells are attached to each “leg” of the treatment system. Vacuum and groundwater extraction is continuously applied to each DPE well using equipment housed in the treatment shed.

Extracted vapors are treated with activated vapor carbon and then discharged to the ambient air above the roofline of the treatment shed. Extracted groundwater is treated with activated carbon prior to being discharged to the storm water infiltration gallery located behind the building on the property. The reconfigured DPE treatment system was restarted November 30, 2017. Refer to **Appendix A: Figure 9** for locations of the DPE extraction wells, **Figure 10** for the treatment system schematic, and **Figure 11** for a schematic of the DPE well heads.

During the third quarter of 2018 the system treated approximately 60,000 gallons of impacted groundwater during 78 days of operation. The system operated approximately 92% of the scheduled days during the third quarter of 2018. Note, this value does not include the seven days in July that the system was off line prior to quarterly sampling at the request of the third-party reviewer. A summary of readings collected from the remediation system is included in **Table 3 of Appendix B**.

System downtime during the third quarter of 2018 is attributed to the following:

- System off July 17-25, 2018 prior to quarterly sampling at the request of the third-party reviewer.
- Electric Company replaced meter August 6, 2018, system off during meter replacement.
- Power outage August 22, 2018, system was restarted the next day.
- Power outage August 31, 2018, system was restarted the same day.
- Transfer pump replacement September 12, system off September 11 and restarted September 12.
- Float switch replacement September 17, system off from September 14 until it was restarted September 17.

Refer to **Appendix F** for a system operation chart.

7.2 REMEDIATION SYSTEM SAMPLING

Aqueous Samples

Samples of the influent and effluent groundwater (as well as between the carbon tanks) processed by the DPE system are collected on a monthly basis to ensure the functionality of the system. Samples are analyzed for benzene, ethylbenzene, toluene, xylenes, MTBE, naphthalene, cumene, 1,2,4-trimethylbenzene, and 1,3,5-trimethylbenzene via EPA method 8260B.

Samples were collected in July, August, and September 2018. Laboratory analytical data is included in **Appendix D** and **summarized on Table 4 of Appendix B**.

Vapor Samples

Influent vapor samples are collected once per quarter. Each influent air sample is collected in a 6-liter summa canister and submitted to Con-test laboratories for analysis of C5 to C12 range total hydrocarbons plus the following petroleum constituents using EPA method TO-15; benzene, ethylbenzene, toluene, xylenes, MTBE, naphthalene, cumene, 1,2,4-trimethylbenzene, 1,3,5-trimethylbenzene, 1,2-dibromoethane, and 1,2-dichloroethane. An influent vapor sample was collected in July 2018. Laboratory analytical data from the July 2018 sampling event is included in **Appendix C** and summarized on **Table 5 of Appendix B**.

7.3 GROUNDWATER AND VAPOR TREATMENT

Groundwater

The approximate volume of water treated during the third quarter 2018 was approximately 60,000 gallons at an average flow rate of 0.58 gallons per minute. The total volume of vapor treated during the third quarter 2018 was 35,043,840 standard cubic feet (scf) at an average flow rate of 360 standard cubic feet per minute (scfm).

Based on the average total influent concentration of COCs during the third quarter (13 ug/l) and the total gallons treated (60,000 gallons), approximately 0.0065 pounds of liquid contaminants have been removed during the third quarter of 2018.

Vapor

The total DPE system airflow rate is measured by a direct read ERDCO flow meter when the flow is less than 350 cfm. When the system operates above 350 cfm the flow rate can be estimated from the operation curves for the Roots blower. The average flow rate was approximately 360 cfm during the third quarter of 2018.

Based on the analysis of the influent air samples collected during the current quarter, approximately 396.6 pounds of weathered gasoline were removed during the third quarter of 2018.

7.4 SYSTEM INFLUENCE IN TREATMENT CELL

Groundwater Drawdown:

Water levels in the treatment cell are monitored to assess the drawdown created by the DPE system. As discussed in previous quarterly reports, quarterly groundwater contour maps have shown a groundwater depression in the northwest corner of the treatment cell due to operation of the remedial system. However, the drawdown has not been sufficient to cause significant drawdown throughout the treatment cell. The system has been reconfigured to achieve maximum drawdown within the treatment cell using the available equipment. In addition, vacuum leaks in the southeast corner of the treatment cell at extraction points MW-4 and DPE-3 and parking lot runoff issues were addressed during the fourth quarter of 2017 to maximize drawdown.

To evaluate the influence of the remedial system on the aquifer, depth to water measurements obtained from the monitoring points within and surrounding the treatment cell were plotted on a linear scale over time using data from the first, second, and third quarters of 2018. When available, the initial water level used in the evaluation was the level recorded on February 21, 2018, when the system was not operational. Based on the evaluation, all evaluated monitoring points exhibit decreasing water levels over time. The results of this evaluation indicate the remediation system is producing drawdown within and surrounding the treatment cell. Refer to **Appendix G** for the draw down trend charts. Water levels are summarized on **Table 6 of Appendix B**.

Vacuum Influence

Vacuum readings are monitored in the remediation shed and at the well heads within and surrounding the treatment cell in an attempt to determine the extent of vacuum influence. The remediation system typically operates at a vacuum of 9 to 14.5 inches of mercury (inHg). The system is currently operating at a vacuum of 12.0 inHg. Refer to **Table 3 of Appendix B** for a summary of system data.

Vacuum measured at the DPE well heads should be near 80 inches of water column (IWC). Vacuum levels at the majority of the well heads have generally been between 40 and 80 IWC during the third quarter of 2018. Based on water levels and vacuum readings recorded from each well head, the simultaneous extraction of water and soil vapor is occurring at each well head except DPE-8.

Vacuum readings in DPE-8 were difficult to assess reliably during recent monitoring events. Therefore, the system lines and system sample ports were flushed out with water with no improvement. Based on this information, concentrations in soil vapor and groundwater will be evaluated to assess if the line will need to be replaced during the fourth quarter 2018.

Refer to **Tables 7 and 8 of Appendix B** for summaries of the readings.

7.5 SUMMARY OF TREATMENT SYSTEM EFFECTIVENESS

The remediation system is currently operating at a vacuum level that is close to the maximum. Since the treatment system has been activated, water levels within the treatment cell have periodically decreased, allowing a larger portion of the treatment cell to be influenced by the vacuum extraction portion of the system (as indicated by increased vacuum readings at wells within and surrounding the treatment cell). Vacuum and groundwater extraction influence at wells within and surrounding the treatment cell will continue to be monitored to evaluate system effectiveness. Constituent concentrations are expected to continue to decrease over time as a result of the continued operation of the remediation system.

8.0 MONITORING WELL SAMPLING REDUCTION REQUEST

A request to discontinue sampling monitoring wells MW-17, MW-18, and MW-19 was presented to PADEP within the first quarter 2018 RAPR. PADEP approved the request in a letter dated June 28, 2018.

9.0 PLANNED ACTIVITIES

The following activities are scheduled during the next monitoring quarter:

1. Fourth Quarter 2018 Groundwater Sampling Event (October 2018).
2. Remediation system operation and maintenance (at least twice per month).
3. Remediation system aqueous sampling (once per month).
4. Remediation system influent vapor sampling (once per quarter).
5. Evaluation and potential replacement of DPE-8.

10.0 LIMITATIONS

Our services have been performed in accordance with applicable state and local ordinances, and generally accepted practices within our profession. No other warranty, either expressed or implied, is made.

Converse Consultants is not responsible or liable for any claims or damages associated with interpretation of available information provided by others. Site exploration identifies actual soil conditions only at those points where samples are taken, when they are taken. Data that are derived through sampling and analytical testing are extrapolated by Converse employees who then render an opinion about overall soil and/or groundwater conditions. Actual conditions in areas not sampled may differ. In the event that changes to the property occur, or additional relevant information about the property is brought to our attention, the recommendations contained in this report may not be valid unless these changes and additional relevant information are reviewed, and the recommendations of this report are modified or verified in writing. Converse Consultants cannot be held liable for the accuracy of information provided by others. This report is based on our review of currently available information and has been prepared in accordance with generally accepted practices of environmental sciences, geology, and hydrogeology.


11.0 QUALIFICATIONS

Mary Feerrar is the primary Converse person responsible for the preparation of this Report. Mrs. Feerrar has over nine years of experience in the environmental consulting field.




Mary Feerrar
Environmental Project Manager

David Swetland is responsible for reviewing this report. Mr. Swetland has 28 years of experience conducting remedial investigations and providing environmental consulting services. Mr. Swetland has been a Geologist at Converse's State College, Pennsylvania office since 1991.



David Swetland, P.G.
Senior Geologist

AFFIX SEAL
HERE



APPENDIX A

SOURCE: USGS Narrowsburg, NY - PA
7.5' topographic quadrangle map. 1968.
Photorevised 1983



SCALE:
1 inch = APPROX. 2,000 feet

0 1,000 2,000 4,000 feet

SITE LOCATION

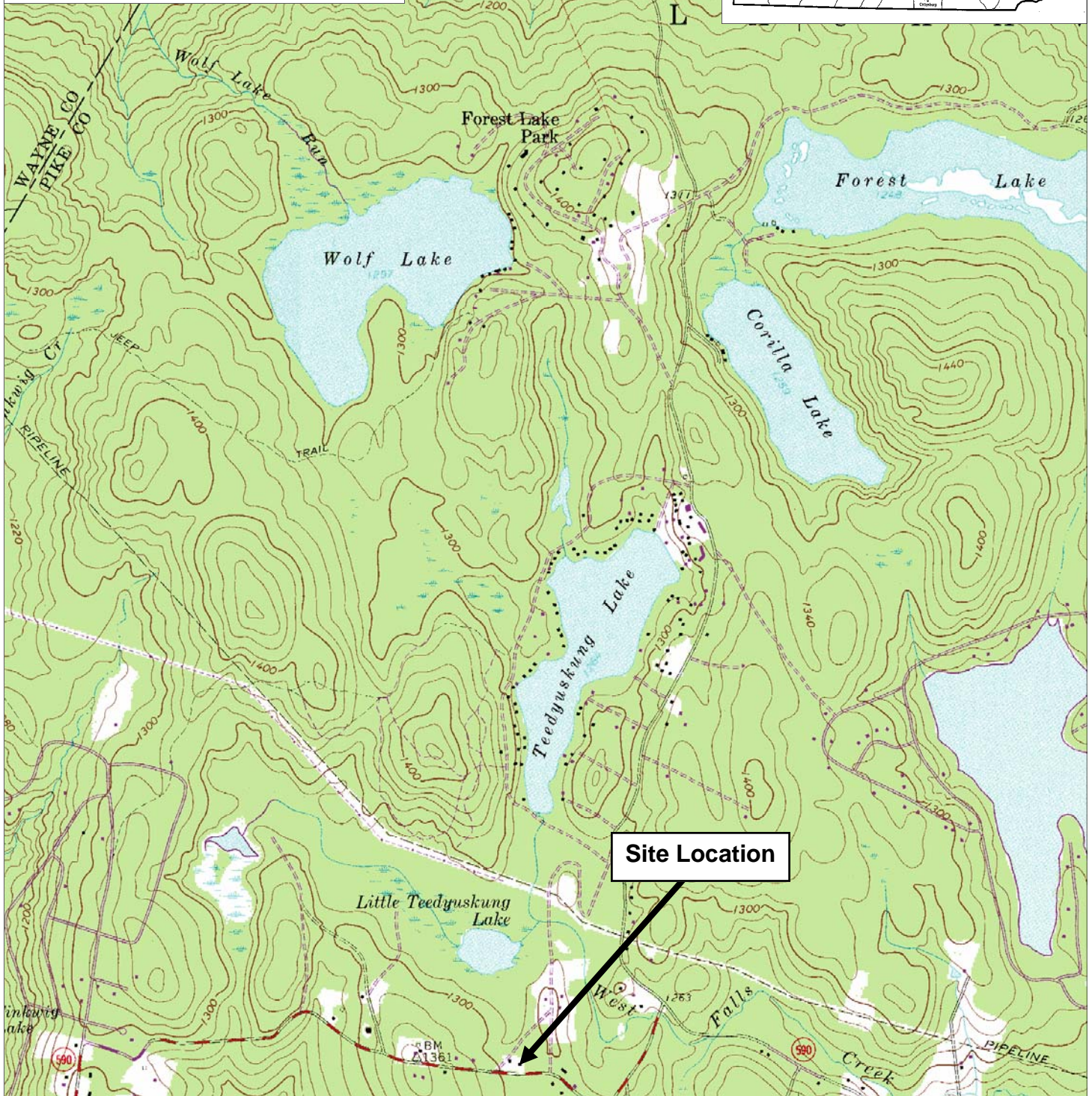
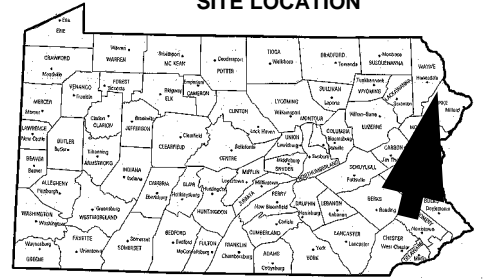


FIGURE 1: LOCATION MAP

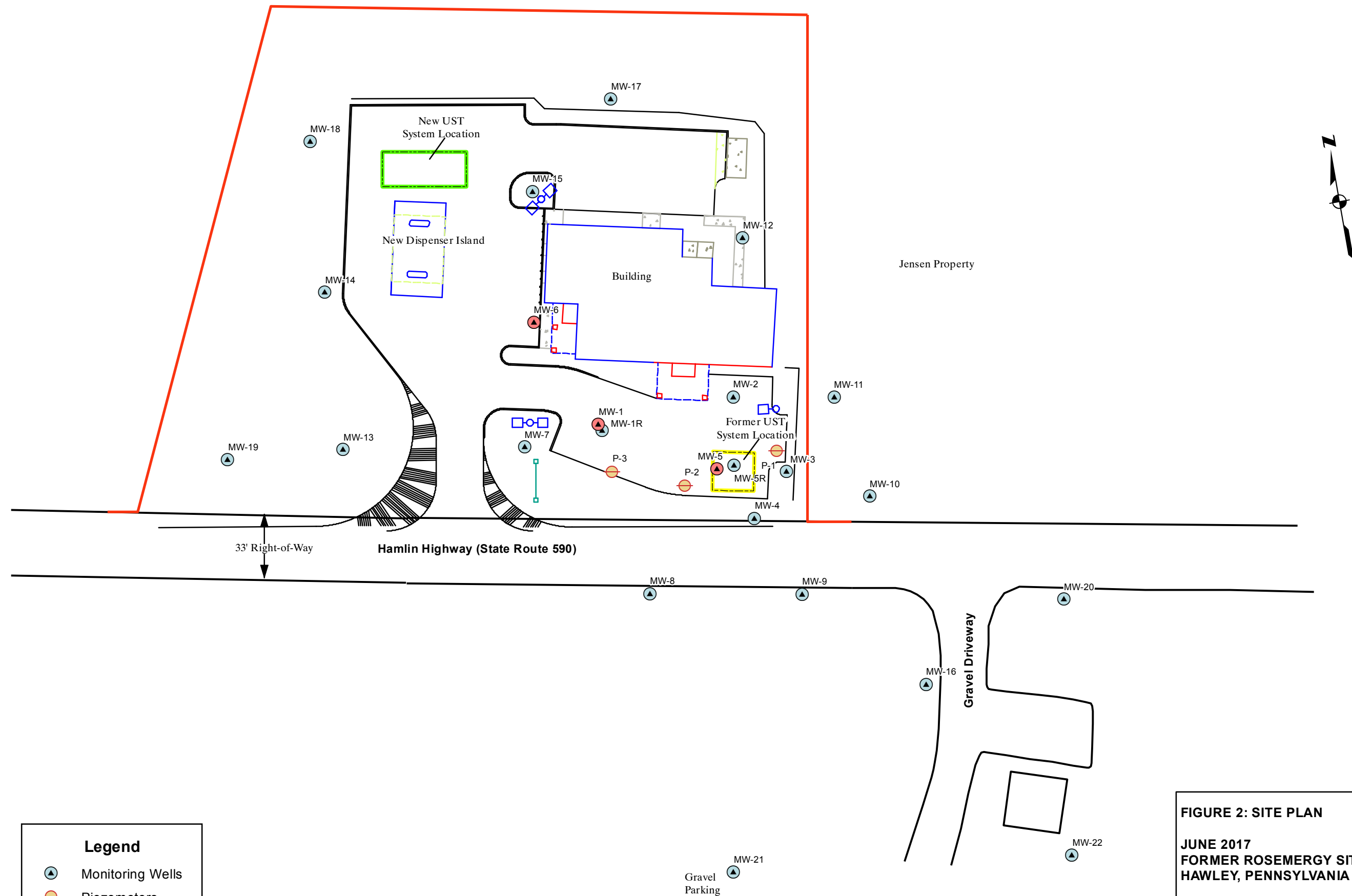
ROSEMERGY SITE
HAMLIN HIGHWAY (PA 590)
HAWLEY, PIKE COUNTY, PENNSYLVANIA

Converse Project Number 11-17829-01

Revised 01/09/13



CONVERSE CONSULTANTS
2738 West College Avenue
State College, PA 16801
(814) 234-3223



Legend

- Monitoring Wells
- Piezometers
- Abandoned Wells
- Property Boundary

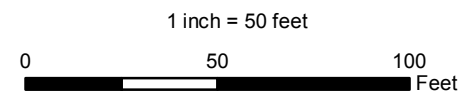



FIGURE 2: SITE PLAN

**JUNE 2017
FORMER ROSEMERGY SITE
HAWLEY, PENNSYLVANIA**

Converse Project Number 11-17788-01

 **Converse Consultants**
2738 West College Avenue
State College, PA 16801

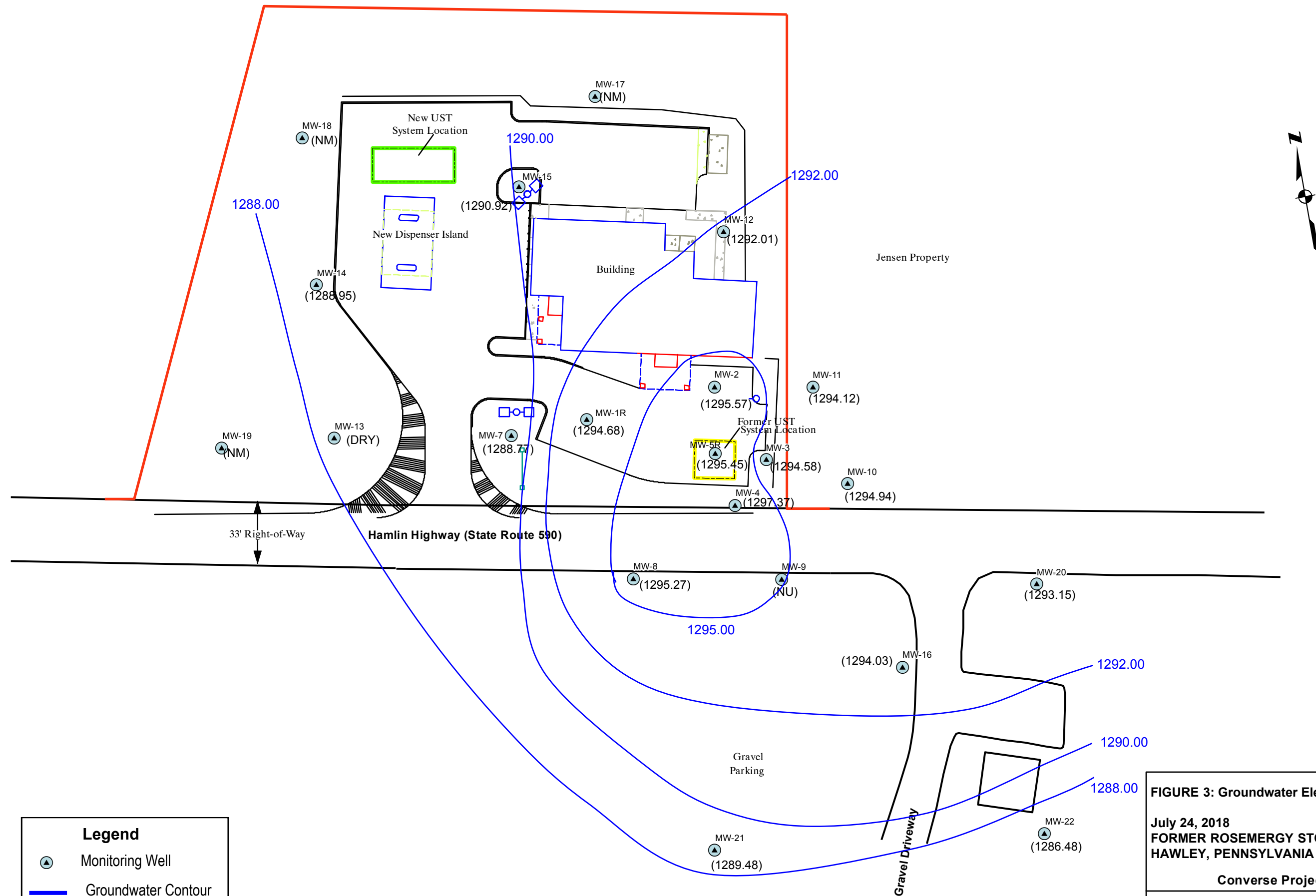
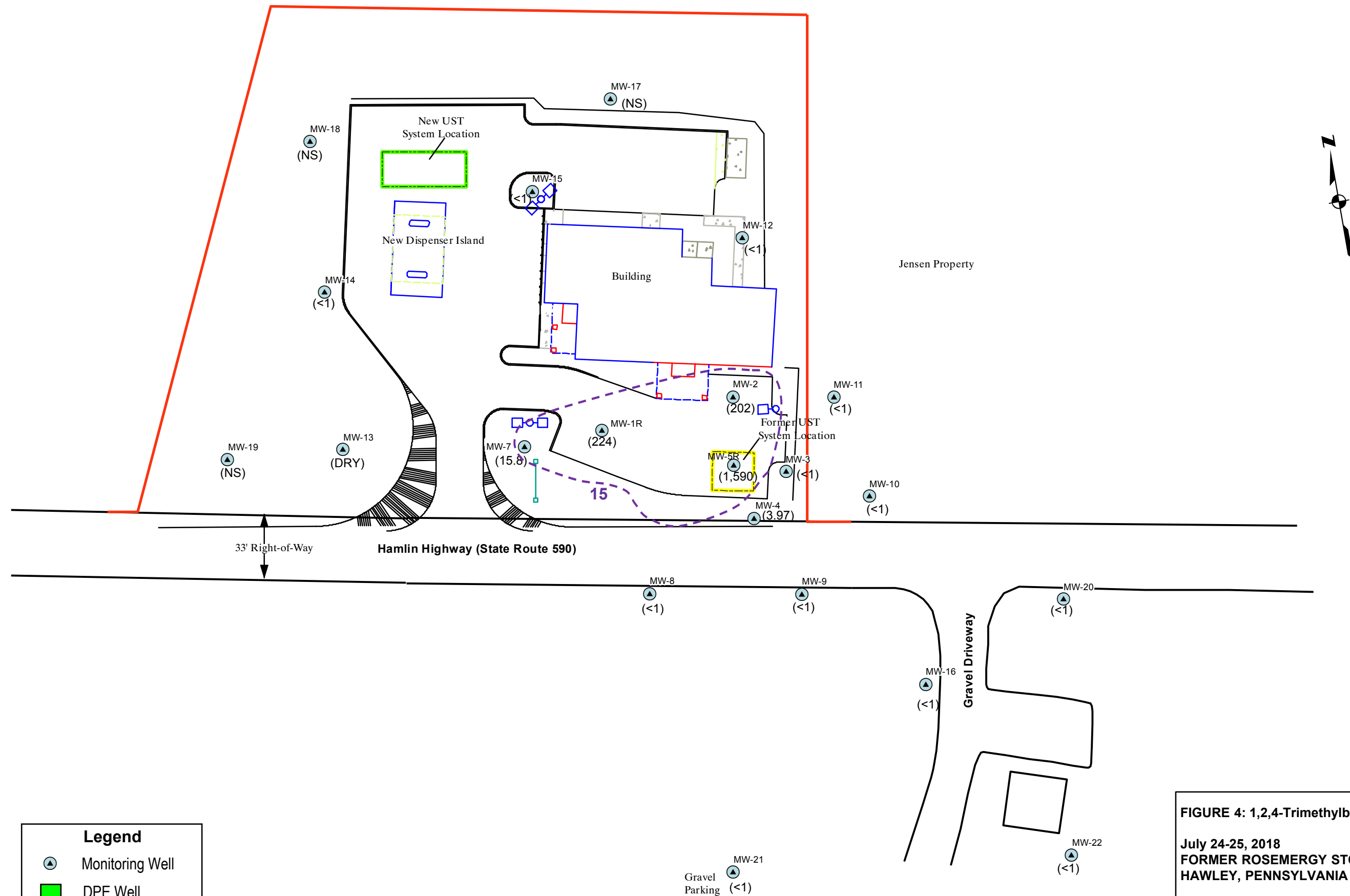


FIGURE 3: Groundwater Elevation Contour Map

July 24, 2018
FORMER ROSEMERGY STORE
HAWLEY, PENNSYLVANIA

Converse Project Number 11-17788-01

Converse Consultants
 2738 West College Avenue
 State College, PA 16801



Legend

- Monitoring Well
- DPE Well
- RMSC Contour
- Property Boundary

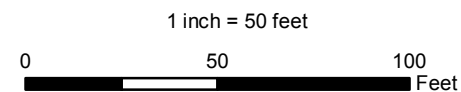
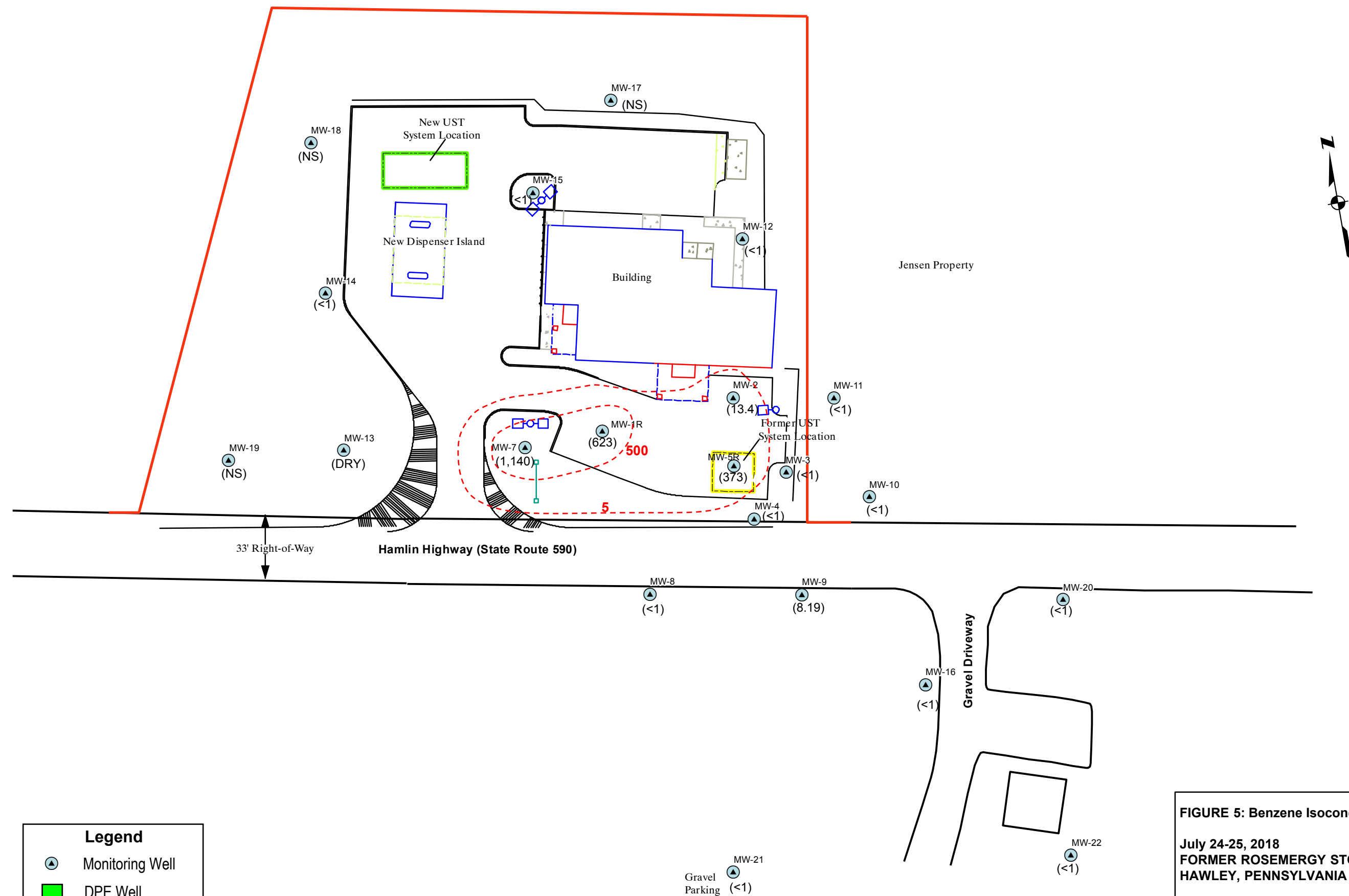


FIGURE 4: 1,2,4-Trimethylbenzene Isoconcentration Map

July 24-25, 2018
 FORMER ROSEMERGY STORE
 HAWLEY, PENNSYLVANIA

Converse Project Number 11-17788-01

Converse Consultants
 2738 West College Avenue
 State College, PA 16801



Legend

- Monitoring Well
- DPE Well
- RMSC Contour
- Property Boundary

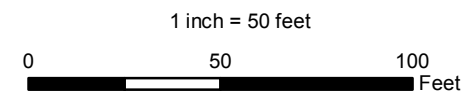


FIGURE 5: Benzene Isoconcentration Map

July 24-25, 2018
FORMER ROSEMERGY STORE
HAWLEY, PENNSYLVANIA

Converse Project Number 11-17788-01

Converse Consultants
 2738 West College Avenue
 State College, PA 16801

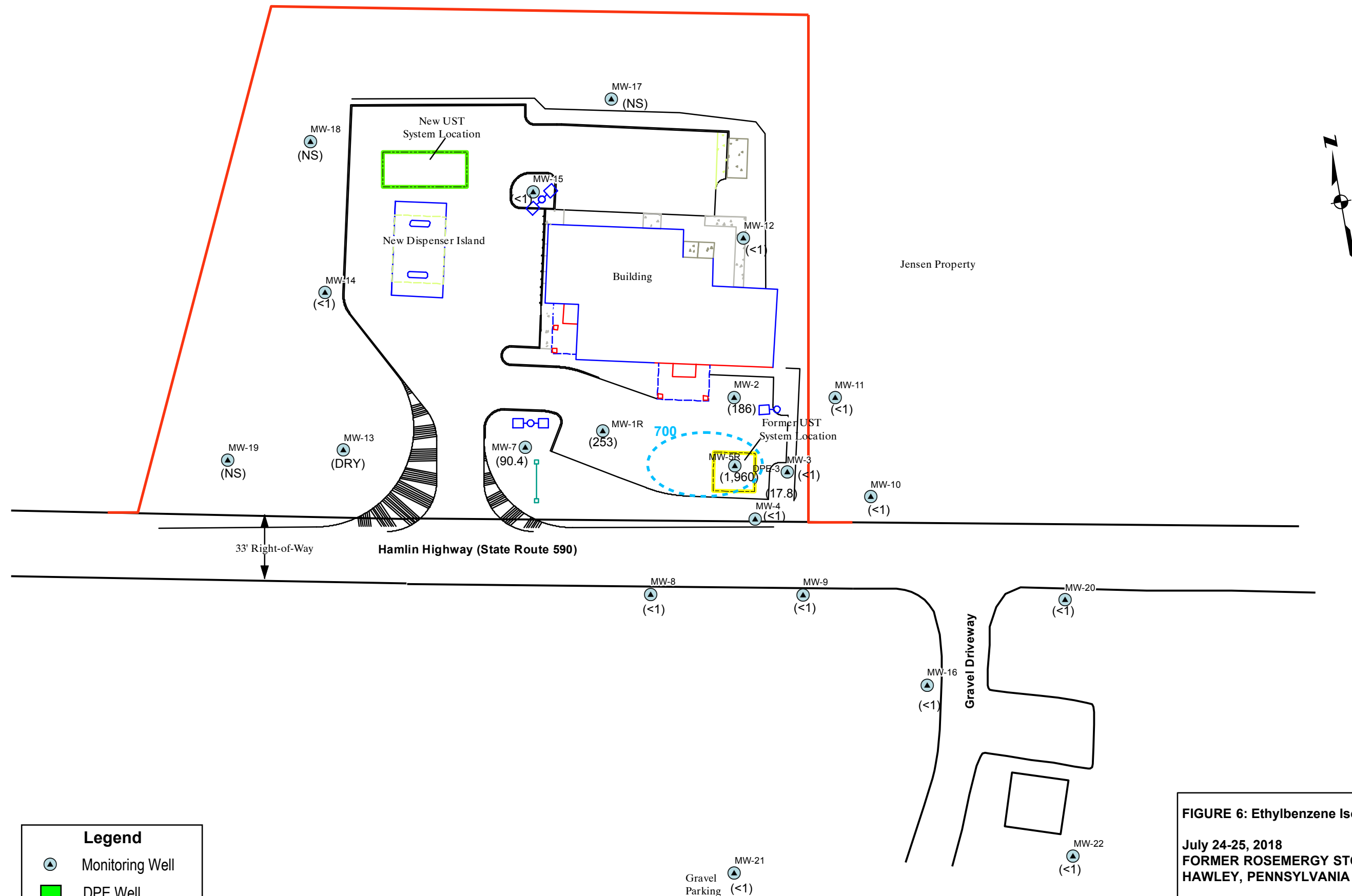
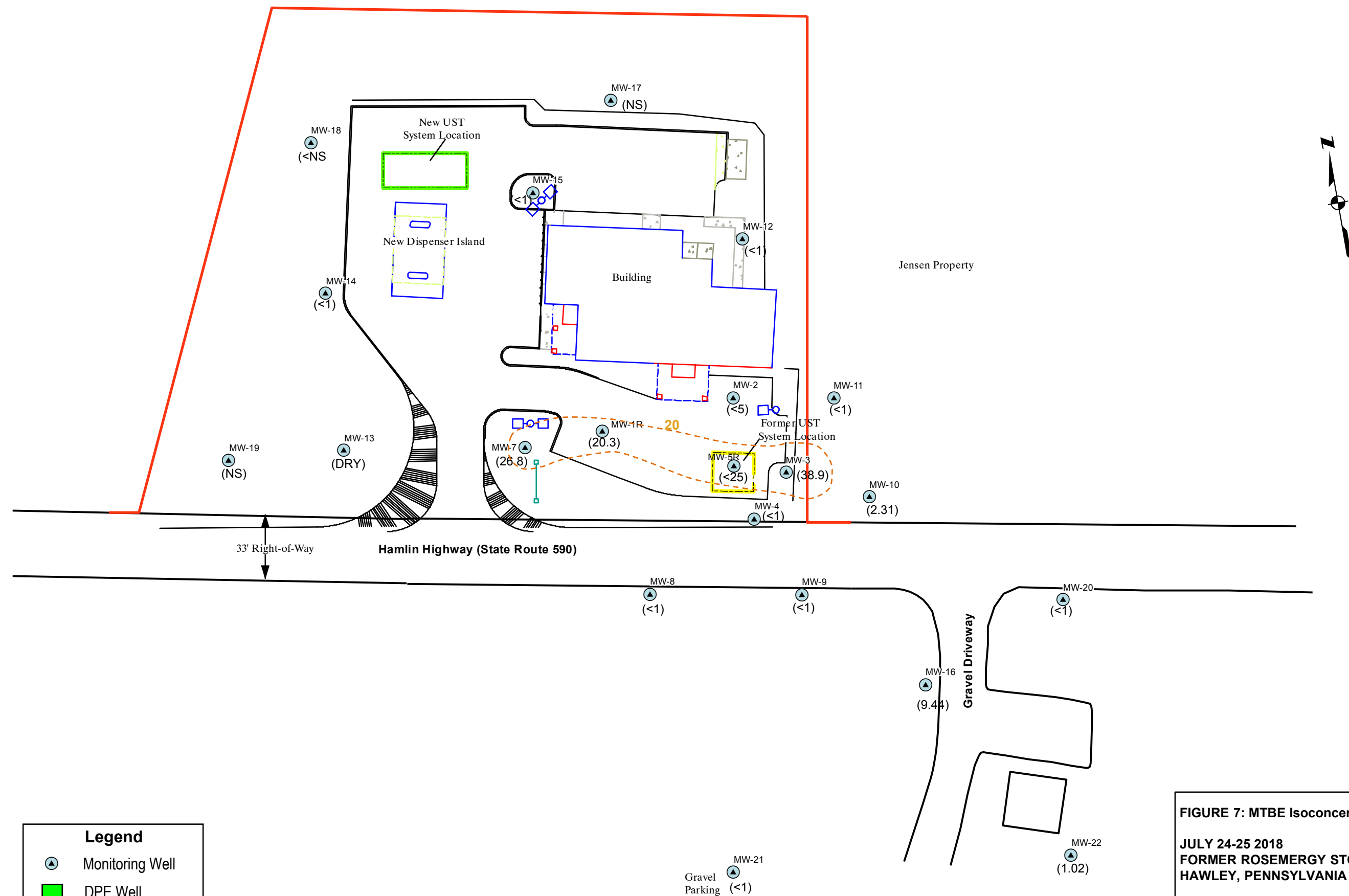


FIGURE 6: Ethylbenzene Isoconcentration Map

July 24-25, 2018
 FORMER ROSEMERGY STORE
 HAWLEY, PENNSYLVANIA

Converse Project Number 11-17788-01



Legend

- Monitoring Well
- DPE Well
- RMSC Contour
- Property Boundary

1 inch = 50 feet

0 50 100 Feet

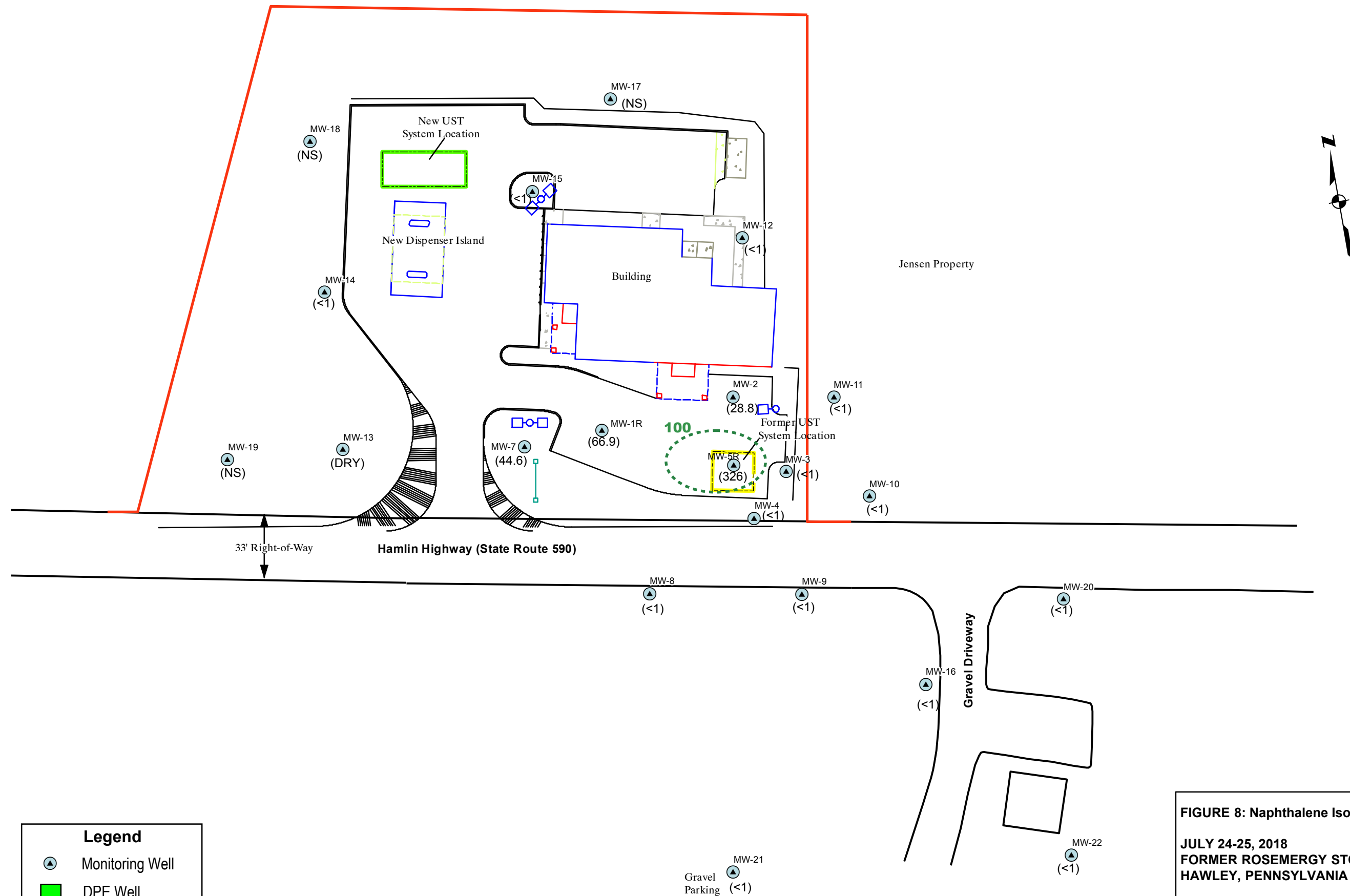
FIGURE 7: MTBE Isoconcentration Map

JULY 24-25 2018
FORMER ROSEMERGY STORE
HAWLEY, PENNSYLVANIA

Converse Project Number 11-17788-01



Converse Consultants
 2738 West College Avenue
 State College, PA 16801



Legend

- Monitoring Well
- DPE Well
- RMSC Contour
- Property Boundary


1 inch = 50 feet

0 50 100 Feet

FIGURE 8: Naphthalene Isoconcentration Map

JULY 24-25, 2018
FORMER ROSEMERGY STORE
HAWLEY, PENNSYLVANIA

Converse Project Number 11-17788-01

 **Converse Consultants**
2738 West College Avenue
State College, PA 16801

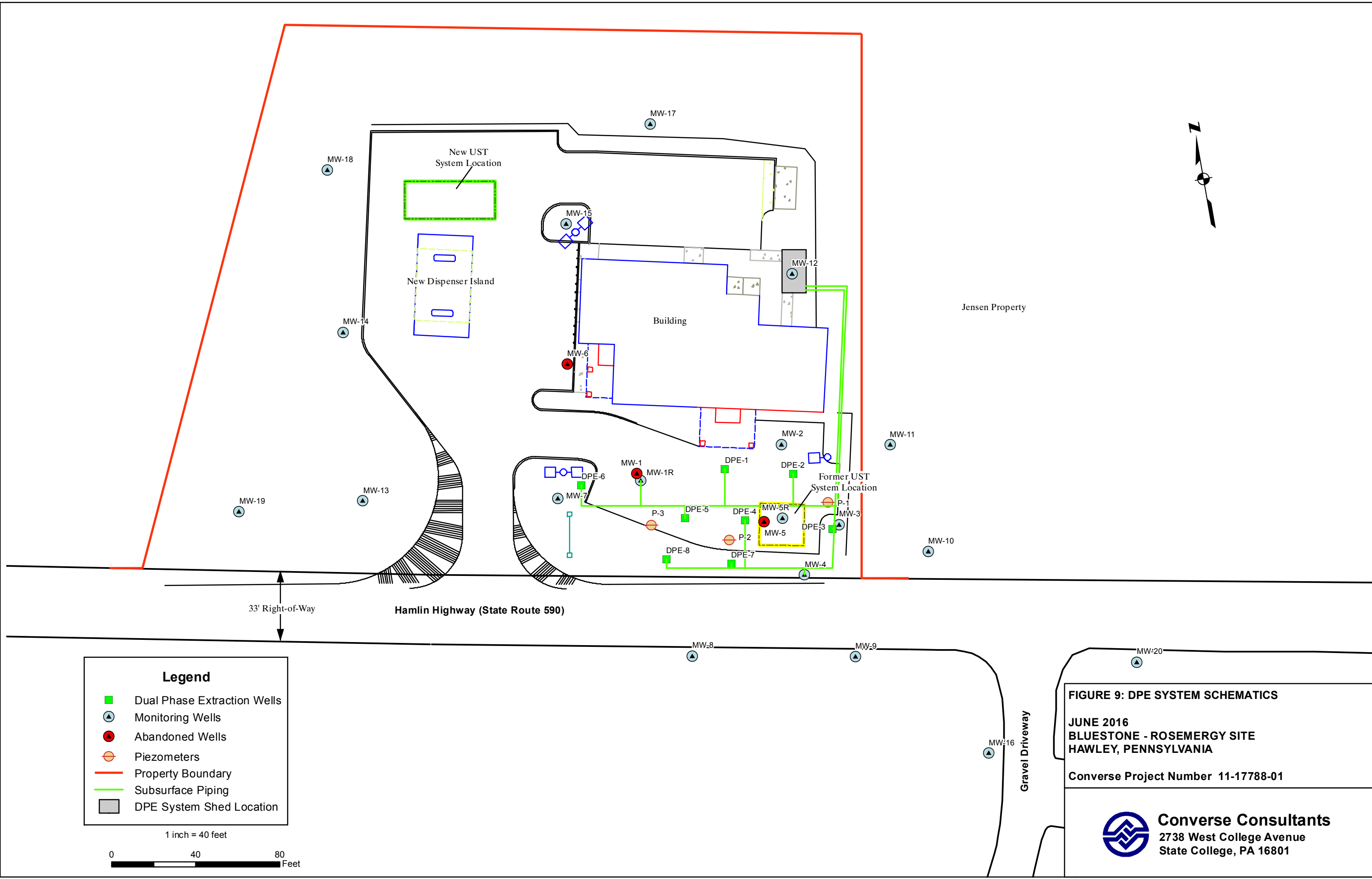



FIGURE 9: DPE SYSTEM SCHEMATICS

JUNE 2016
BLUESTONE - ROSEMERGY SITE
HAWLEY, PENNSYLVANIA

Converse Project Number 11-17788-01



Converse Consultants
2738 West College Avenue
State College, PA 16801

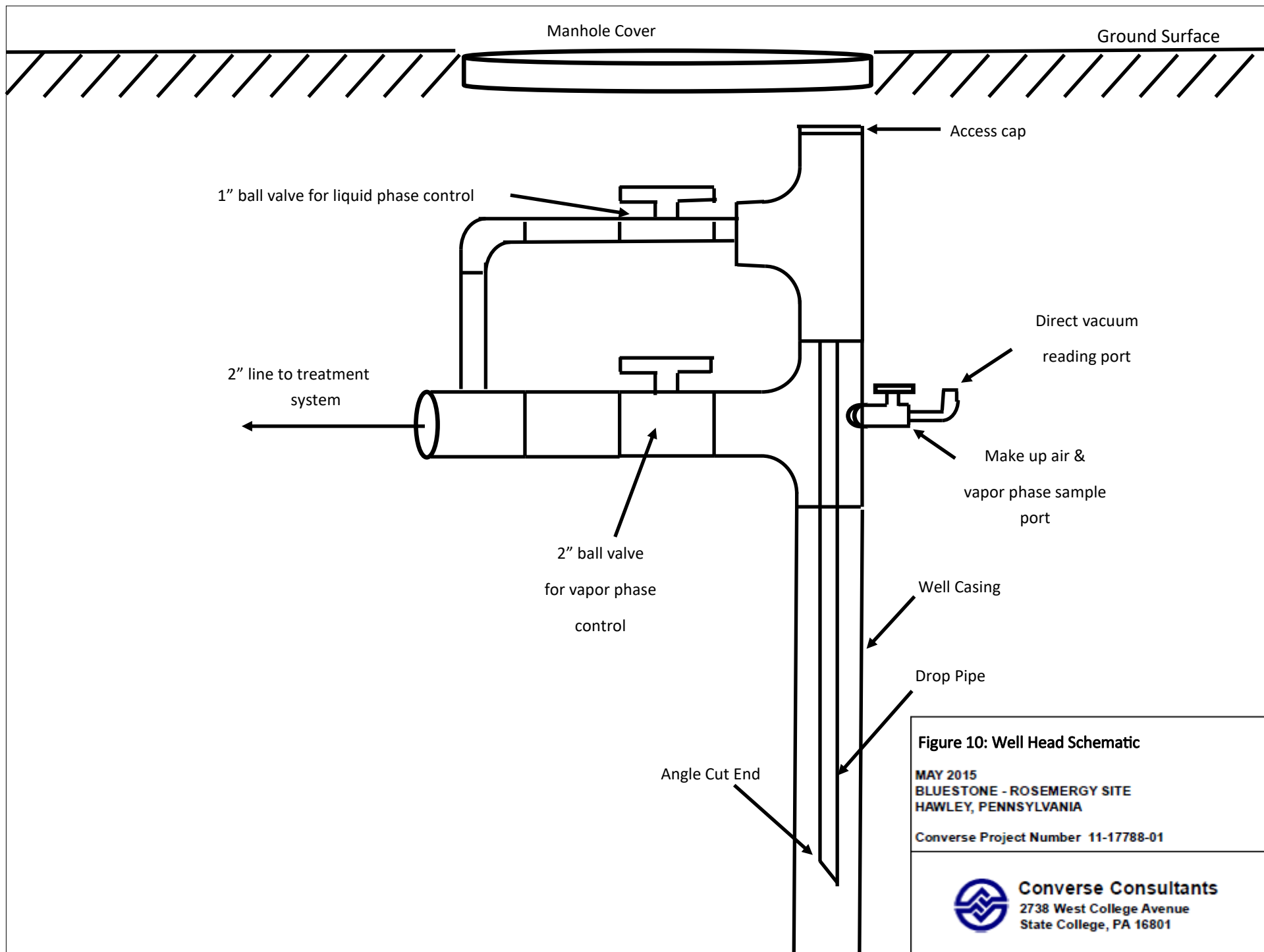


Figure 10: Well Head Schematic

MAY 2015
BLUESTONE - ROSEMERGY SITE
HAWLEY, PENNSYLVANIA

Converse Project Number 11-17788-01



Converse Consultants
2738 West College Avenue
State College, PA 16801

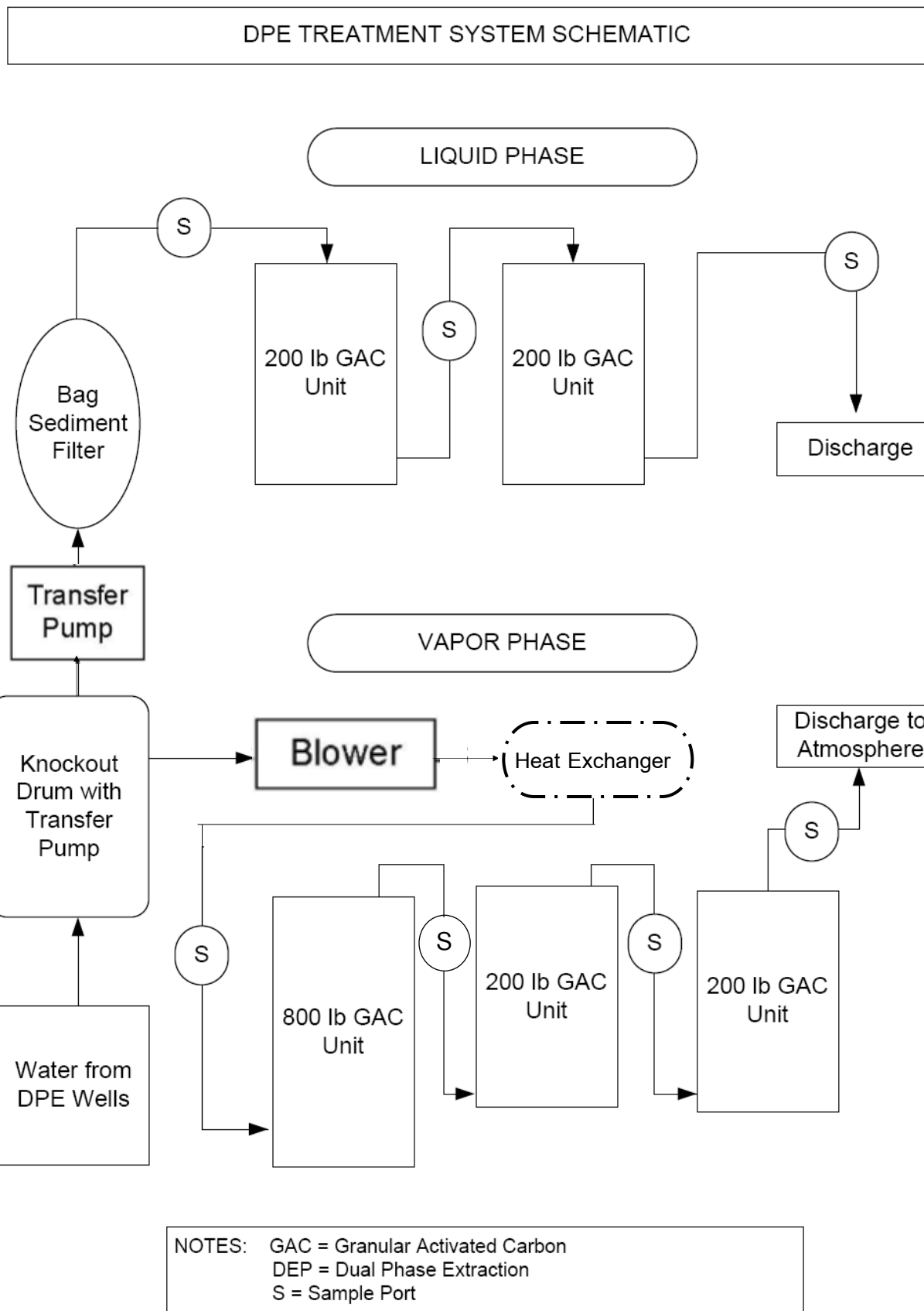


FIGURE 11 - DPE TREATMENT SYSTEM SCHEMATIC
FORMER ROSEMERGY'S PROPERTY
LACKAWAXEN TWP., PIKE CO., PENNSYLVANIA
 CONVERSE PROJECT NUMBER 11-17788-03



CONVERSE CONSULTANTS
 2738 West College Avenue
 State College, PA 16801
 (814) 234-3223

APPENDIX B

TABLE 1
GROUNDWATER ELEVATION DATA
FORMER ROSEMERGY'S CONVENIENT STORE
1623 ROUTE 590
HAWLEY, PA
11-17788-03

WELL	TWD	SI	TOCG	TOC	DATE	DTW	GW ELEV
MW-1 (2)	14.70	3-14.7	-0.48	1300.57	5/8/12	5.30	1295.27
					6/17/12	6.52	1294.05
					5/14/13	IA	IA
					12/11/13	AB	AB
MW-1R	14.61	4-14.61	-0.28	1298.25	11/8/13	10.89	1287.36
					12/11/13	9.90	1288.35
					2/4/14	7.82	1290.43
					3/7/14	7.73	1290.52
					4/29/14	NS	NC
					6/12/14	6.35	1291.90
					9/17/14	7.49	1290.76
					12/3/14	7.44	1290.81
					3/25/15	5.00	1293.25
					6/25/15	5.16	1293.09
					8/26/15	7.52	1290.73
					11/12/15	NS	NS
					12/9/15	6.21	1292.04
					1/14/16	5.39	1292.86
					3/30/16	5.41	1292.84
					6/23/16*	3.39	1294.86
					9/21/16	9.10	1289.15
					12/8/16	7.84	1290.41
					2/24/17	6.86	1291.39
					6/1/17	10.01	1288.24
					9/6/17	5.25	1293.00
					11/30/17	8.02	1290.23
					3/21/18	5.34	1292.91
					5/22/18	3.57	1294.68
					7/24/18	7.45	1290.80

TABLE 1
GROUNDWATER ELEVATION DATA
FORMER ROSEMERGY'S CONVENIENT STORE
1623 ROUTE 590
HAWLEY, PA
11-17788-03

WELL	TWD	SI	TOCG	TOC	DATE	DTW	GW ELEV
MW-2 (2)	14.40	3-14.4	-0.67	1299.67	5/8/12	3.18	1296.49
					6/17/12	5.61	1294.06
					5/14/13	3.51	1296.16
					11/8/13	8.62	1291.05
					12/11/13	5.70	1293.97
					2/4/14	NS	NC
					3/7/14	4.87	1294.80
					4/29/14	NS	NC
					6/12/14	NS	NC
					9/17/14	5.27	1294.40
					12/3/14	3.31	1296.36
					3/25/15	2.80	1296.87
					6/25/15	3.17	1296.50
					8/26/15	4.50	1295.17
					11/12/15	NS	NS
					12/9/15	3.85	1295.82
					1/14/16	3.17	1296.50
					3/30/16	3.65	1296.02
					6/23/16*	5.04	1294.63
					9/21/16	6.75	1292.92
					12/8/16	4.45	1295.22
					2/24/17	3.83	1295.84
					6/1/17	4.50	1295.17
					9/6/17	2.72	1296.95
					11/30/17	5.68	1293.99
					12/15/17	6.56	1293.11
					3/21/18	3.43	1296.24
					5/22/18	3.02	1296.65
					7/24/18	4.10	1295.57

TABLE 1
GROUNDWATER ELEVATION DATA
FORMER ROSEMERGY'S CONVENIENT STORE
1623 ROUTE 590
HAWLEY, PA
11-17788-03

WELL	TWD	SI	TOCG	TOC	DATE	DTW	GW ELEV
MW-3 (2)	14.21	3-14.21	-0.37	1298.61	5/8/12	2.13	1296.48
					6/17/12	3.45	1295.16
					5/14/13	2.71	1295.90
					11/8/13	6.73	1291.88
					12/11/13	3.82	1294.79
					2/4/14	NS	NC
					3/7/14	NS	NC
					4/29/14	NS	NC
					6/12/14	3.49	1295.12
					9/17/14	4.14	1294.47
					12/3/14	2.18	1296.43
					3/25/15	2.14	1296.47
					6/25/15	2.15	1296.46
					8/26/15	3.69	1294.92
					11/12/15	2.13	1296.48
					12/9/15	2.67	1295.94
					1/14/16	3.02	1295.59
					3/30/16	2.97	1295.64
					6/23/16*	3.28	1295.33
					9/21/16	3.97	1294.64
					12/8/16	1.45	1297.16
					2/24/17	2.40	1296.21
					6/1/17	2.98	1295.63
					9/6/17	3.06	1295.55
					11/30/17	4.43	1294.18
					12/15/17	5.12	1293.49
					3/21/18	2.60	1296.01
					5/22/18	2.40	1296.21
					7/24/18	4.03	1294.58

TABLE 1
GROUNDWATER ELEVATION DATA
FORMER ROSEMERGY'S CONVENIENT STORE
1623 ROUTE 590
HAWLEY, PA
11-17788-03

WELL	TWD	SI	TOCG	TOC	DATE	DTW	GW ELEV
MW-4 (2)	14.56	3-14.56	-0.56	1299.05	5/8/12	2.45	1296.60
					6/17/12	3.96	1295.09
					5/14/13	3.19	1295.86
					11/8/13	7.36	1291.69
					12/11/13	4.41	1294.64
					2/4/14	NS	NC
					3/7/14	NS	NC
					4/29/14	NS	NC
					6/12/14	3.64	1295.41
					9/17/14	4.20	1294.85
					12/3/14	1.52	1297.53
					3/25/15	1.70	1297.35
					6/26/15	2.34	1296.71
					8/26/15	3.71	1295.34
					11/12/15	1.53	1297.52
					12/9/15	3.40	1295.65
					1/14/16	3.72	1295.33
					3/30/16	2.97	1296.08
					6/23/16*	4.55	1294.5
					9/21/16	4.85	1294.2
					12/8/16	1.8	1297.25
					2/24/17	1.44	1297.61
					6/1/17	3.2	1295.85
					9/6/17	1.45	1297.6
					11/30/17	8.1	1290.95
					3/21/18	1.99	1297.06
					5/22/18	1.92	1297.13
					7/24/18	1.68	1297.37

TABLE 1
GROUNDWATER ELEVATION DATA
FORMER ROSEMERGY'S CONVENIENT STORE
1623 ROUTE 590
HAWLEY, PA
11-17788-03

WELL	TWD	SI	TOCG	TOC	DATE	DTW	GW ELEV
MW-5 (2)	14.68	3-14.68	-0.26	1299.36	5/8/12	2.65	1296.71
					6/17/12	3.90	1295.46
					5/14/13	3.18	1296.18
					11/8/13	7.82	1291.54
					12/11/13	4.42	1294.94
					2/4/14	NS	NC
					3/7/14	3.83	1295.53
					4/29/14	NS	NC
					3/25/15	2.78	1296.58
					6/25/15	3.30	1296.06
					8/26/15	4.50	1294.86
					11/12/15	NS	NS
					12/9/15	3.92	1295.44
					1/14/16	4.11	1295.25
					3/30/16	3.66	1295.70
					6/23/16*	4.24	1295.12
					9/21/16	6.32	1293.04
					12/8/16	4.06	1295.30
MW-5R					2/24/17	3.77	1295.59
					6/1/17	3.01	1296.35
					9/6/17	3.22	1296.14
					11/30/17	5.82	1293.54
					12/15/17	6.86	1292.50
					3/21/18	3.75	1295.61
					5/22/18	3.54	1295.82
					7/24/18	3.91	1295.45
MW-6 (2)	15.30	3-15.3	-0.51	1301.21	5/8/12	5.74	1295.47
					6/17/12	7.98	1293.23
					5/14/13	6.08	1295.13
					11/8/13	AB	AB

TABLE 1
GROUNDWATER ELEVATION DATA
FORMER ROSEMERGY'S CONVENIENT STORE
1623 ROUTE 590
HAWLEY, PA
11-17788-03

WELL	TWD	SI	TOCG	TOC	DATE	DTW	GW ELEV
MW-7	14.99	5-14.99	-0.57	1298.58	11/8/13	12.48	1286.10
					12/11/13	12.59	1285.99
					2/4/14	NS	NC
					3/7/14	NS	NC
					4/29/14	NS	NC
					6/12/14	7.73	1290.85
					9/17/14	9.19	1289.39
					12/3/14	9.16	1289.42
					3/25/15	6.60	1291.98
					6/25/15	7.07	1291.51
					8/26/15	9.27	1289.31
					11/12/15	NS	NS
					12/9/15	7.82	1290.76
					1/14/16	5.99	1292.59
					3/30/16	7.25	1291.33
					6/23/16*	8.14	1290.44
					9/21/16	11.07	1287.51
					12/8/16	10.90	1287.68
					2/24/17	7.91	1290.67
					6/1/17	8.00	1290.58
					9/6/17	8.52	1290.06
					11/30/17	9.64	1288.94
					12/15/17	10.12	1288.46
					3/21/18	5.87	1292.71
					5/22/18	4.59	1293.99
					7/24/18	9.81	1288.77

TABLE 1
GROUNDWATER ELEVATION DATA
FORMER ROSEMERGY'S CONVENIENT STORE
1623 ROUTE 590
HAWLEY, PA
11-17788-03

WELL	TWD	SI	TOCG	TOC	DATE	DTW	GW ELEV
MW-8	14.62	4-14.62	-0.39	1295.27	11/8/13	6.24	1289.03
					12/11/13	3.14	1292.13
					2/4/14	3.52	1291.75
					3/7/14	3.05	1292.22
					4/29/14	NS	NC
					6/12/14	2.80	1292.47
					9/17/14	3.06	1292.21
					12/3/14	1.68	1293.59
					3/25/15	2.67	1292.60
					6/25/15	2.43	1292.84
					8/26/15	3.22	1292.05
					11/12/15	NS	NS
					12/9/15	2.46	1292.81
					1/14/16	2.02	1293.25
					3/30/16	2.24	1293.03
					6/23/16*	3.79	1291.48
					9/21/16	4.45	1290.82
					12/8/16	2.35	1292.92
					2/24/17	0.65	1294.62
					6/1/17	1.84	1293.43
					9/6/17	1.34	1293.93
					11/30/17	3.70	1291.57
					3/21/18	2.74	1292.53
					5/22/18	0.78	1294.49
					7/24/18	0.00	1295.27

TABLE 1
GROUNDWATER ELEVATION DATA
FORMER ROSEMERGY'S CONVENIENT STORE
1623 ROUTE 590
HAWLEY, PA
11-17788-03

WELL	TWD	SI	TOCG	TOC	DATE	DTW	GW ELEV
MW-9	14.65	4-14.62	-0.37	1293.91	11/8/13	3.96	1289.95
					12/11/13	1.14	1292.77
					2/4/14	1.82	1292.09
					3/7/14	1.12	1292.79
					4/29/14	NS	NC
					6/12/14	1.43	1292.48
					9/17/14	1.89	1292.02
					12/3/14	0.81	1293.10
					3/25/15	0.40	1293.51
					6/25/15	0.62	1293.29
					8/26/15	1.23	1292.68
					11/12/15	0.08	1293.83
					12/9/15	0.50	1293.41
					1/14/16	0.20	1293.71
					1/21/16	0.90	1293.01
					3/30/16	0.85	1293.06
					6/23/16*	2.54	1291.37
					9/21/16	2.96	1290.95
					12/8/16	1.78	1292.13
					2/24/17	0.00	1293.91
					6/1/17	0.71	1293.20
					9/6/17	0.51	1293.40
					11/30/17	2.32	1291.59
					3/21/18	0.76	1293.15
					5/22/18	0.00	1293.91
					7/24/18	0.00	1293.91

TABLE 1
GROUNDWATER ELEVATION DATA
FORMER ROSEMERGY'S CONVENIENT STORE
1623 ROUTE 590
HAWLEY, PA
11-17788-03

WELL	TWD	SI	TOCG	TOC	DATE	DTW	GW ELEV
MW-10	14.25	5-14.25	-0.41	1297.61	11/8/13	NI	NC
					12/11/13	NI	NC
					2/4/14	3.13	1294.48
					3/7/14	2.72	1294.89
					4/29/14	NS	NC
					6/12/14	3.04	1294.57
					9/17/14	3.84	1293.77
					12/3/14	2.14	1295.47
					3/25/15	2.09	1295.52
					6/26/15	2.60	1295.01
					8/27/15	3.46	1294.15
					11/12/15	NS	NS
					12/9/15	2.83	1294.78
					1/14/16	2.33	1295.28
					3/30/16	2.52	1295.09
					6/23/16*	3.81	1293.80
					9/21/16	4.00	1293.61
					12/8/16	2.80	1294.81
					2/24/17	2.42	1295.19
					6/1/17	2.34	1295.27
					9/6/17	1.76	1295.85
					11/30/17	3.44	1294.17
					3/21/18	2.35	1295.26
					5/22/18	1.93	1295.68
					7/24/18	2.67	1294.94

TABLE 1
GROUNDWATER ELEVATION DATA
FORMER ROSEMERGY'S CONVENIENT STORE
1623 ROUTE 590
HAWLEY, PA
11-17788-03

WELL	TWD	SI	TOCG	TOC	DATE	DTW	GW ELEV
MW-11	14.73	5-14.73	-0.25	1298.35	11/8/13	NI	NC
					12/11/13	NI	NC
					2/4/14	3.68	1294.67
					3/7/14	3.22	1295.13
					4/29/14	NS	NC
					6/12/14	3.47	1294.88
					9/17/14	4.01	1294.34
					12/3/14	3.16	1295.19
					3/25/15	4.00	1294.35
					6/26/15	2.83	1295.52
					8/27/15	4.44	1293.91
					11/12/15	NS	NS
					12/9/15	2.52	1295.83
					1/14/16	2.11	1296.24
					3/30/16	2.94	1295.41
					6/23/16*	4.50	1293.85
					9/21/16	6.14	1292.21
					12/8/16	3.89	1294.46
					2/24/17	2.60	1295.75
					6/1/17	2.60	1295.75
					9/6/17	3.37	1294.98
					11/30/17	IA	IA
					3/21/18	2.13	1296.22
					5/22/18	2.44	1295.91
					7/24/18	4.23	1294.12

TABLE 1
GROUNDWATER ELEVATION DATA
FORMER ROSEMERGY'S CONVENIENT STORE
1623 ROUTE 590
HAWLEY, PA
11-17788-03

WELL	TWD	SI	TOCG	TOC	DATE	DTW	GW ELEV
MW-12	14.65	4-14.65	-0.81	1297.44	11/8/13	9.40	1288.04
					12/11/13	5.46	1291.98
					2/4/14	5.55	1291.89
					3/7/14	5.18	1292.26
					4/29/14	NS	NC
					6/12/14	4.93	1292.51
					9/17/14	5.44	1292.00
					12/3/14	3.72	1293.72
					3/25/15	3.80	1293.64
					6/25/15	3.70	1293.74
					8/26/15	5.20	1292.24
					11/12/15	NS	NS
					12/9/15	4.23	1293.21
					1/14/16	3.66	1293.78
					3/30/16	4.09	1293.35
					6/23/16*	5.35	1292.09
					9/21/16	6.14	1291.30
					12/8/16	4.66	1292.78
					2/24/17	3.95	1293.49
					6/1/17	4.00	1293.44
					9/6/17	3.69	1293.75
					11/30/17	IA	IA
					3/21/18	4.99	1292.45
					5/22/18	3.67	1293.77
					7/24/18	5.43	1292.01

TABLE 1
GROUNDWATER ELEVATION DATA
FORMER ROSEMERGY'S CONVENIENT STORE
1623 ROUTE 590
HAWLEY, PA
11-17788-03

WELL	TWD	SI	TOCG	TOC	DATE	DTW	GW ELEV
MW-13	14.93	5.75-14.93	-0.2	1303.84	11/8/13	WNI	
					12/11/13		
					2/4/14		
					3/7/14		
					4/29/14	11.53	1292.31
					6/12/14	12.64	1291.20
					9/17/14	11.34	1292.50
					12/3/14	13.77	1290.07
					3/25/15	DRY	DRY
					6/25/15	11.74	1292.10
					8/26/15	15.65	1288.19
					11/12/15	NS	NS
					12/9/15	12.72	1291.12
					1/14/16	10.69	1293.15
					3/30/16	12.08	1291.76
					6/23/16*	13.29	1290.55
					9/21/16	DRY	DRY
					12/8/16	DRY	DRY
					2/24/17	10.23	1293.61
					6/1/17	11.46	1292.38
					9/6/17	13.06	1290.78
					11/30/17	DRY	DRY
					3/21/18	10.05	1293.79
					5/22/18	10.53	1293.31
					7/24/18	DRY	DRY

TABLE 1
GROUNDWATER ELEVATION DATA
FORMER ROSEMERGY'S CONVENIENT STORE
1623 ROUTE 590
HAWLEY, PA
11-17788-03

WELL	TWD	SI	TOCG	TOC	DATE	DTW	GW ELEV
MW-14	18.65	5-18.65	-0.3	1304.54	11/8/13	WNI	
					12/11/13		
					2/4/14		
					3/7/14		
					4/29/14	11.37	1293.17
					6/12/14	12.73	1291.81
					9/17/14	14.52	1290.02
					12/3/14	13.94	1290.60
					3/25/15	11.69	1292.85
					6/25/15	12.08	1292.46
					8/26/15	14.80	1289.74
					11/12/15	NS	NS
					12/9/15	13.30	1291.24
					1/14/16	10.91	1293.63
					3/30/16	11.55	1292.99
					6/23/16*	13.33	1291.21
					9/21/16	16.61	1287.93
					12/8/16	10.38	1294.16
					2/24/17	10.30	1294.24
					6/1/17	11.72	1292.82
					9/6/17	13.59	1290.95
					11/30/17	14.97	1289.57
					3/21/18	10.13	1294.41
					5/22/18	9.40	1295.14
					7/24/18	15.59	1288.95

TABLE 1
GROUNDWATER ELEVATION DATA
FORMER ROSEMERGY'S CONVENIENT STORE
1623 ROUTE 590
HAWLEY, PA
11-17788-03

WELL	TWD	SI	TOCG	TOC	DATE	DTW	GW ELEV
MW-15	14.86	5-14.86	-0.3	1301.14	11/8/13	WNI	
					12/11/13		
					2/4/14		
					3/7/14		
					4/29/14	6.45	1294.69
					6/12/14	8.41	1292.73
					9/17/14	9.73	1291.41
					12/3/14	9.34	1291.80
					3/25/15	7.37	1293.77
					6/25/15	7.68	1293.46
					8/26/15	9.88	1291.26
					11/12/15	NS	NS
					12/9/15	8.61	1292.53
					1/14/16	7.20	1293.94
					1/21/16	7.34	1293.80
					3/30/16	8.04	1293.10
					6/23/16*	7.10	1294.04
					9/21/16	11.57	1289.57
					12/8/16	10.91	1290.23
					2/24/17	7.30	1293.84
					6/1/17	7.90	1293.24
					9/6/17	8.76	1292.38
					11/30/17	10.25	1290.89
					3/21/18	6.67	1294.47
					5/22/18	6.10	1295.04
					7/24/18	10.22	1290.92

TABLE 1
GROUNDWATER ELEVATION DATA
FORMER ROSEMERGY'S CONVENIENT STORE
1623 ROUTE 590
HAWLEY, PA
11-17788-03

WELL	TWD	SI	TOCG	TOC	DATE	DTW	GW ELEV
MW-16	14.69	5-14.69	-0.3	1295.24	11/8/13	WNI	
					12/11/13		
					2/4/14		
					3/7/14		
					4/29/14	0.71	1294.53
					6/12/14	1.47	1293.77
					9/17/14	2.52	1292.72
					12/3/14	0.10	1295.14
					3/25/15	NS	NS
					6/25/15	0.82	1294.42
					8/26/15	1.64	1293.60
					11/12/15	NS	NS
					12/9/15	0.75	1294.49
					1/14/16	0.40	1294.84
					1/21/16	0.80	1294.44
					3/30/16	0.50	1294.74
					6/23/16*	2.50	1292.74
					9/21/16	4.13	1291.11
					12/8/16	0.95	1294.29
					2/24/17	0.40	1294.84
					6/1/17	0.60	1294.64
					9/6/17	0.82	1294.42
					11/30/17	IA	IA
					3/21/18	NS	NS
					5/22/18	0.25	1294.99
					7/24/18	1.21	1294.03

TABLE 1
GROUNDWATER ELEVATION DATA
FORMER ROSEMERGY'S CONVENIENT STORE
1623 ROUTE 590
HAWLEY, PA
11-17788-03

WELL	TWD	SI	TOCG	TOC	DATE	DTW	GW ELEV
MW-17	15.00	3-15	-0.24	1296.68	11/12/15	8.34	1288.34
					12/9/15	5.72	1290.96
					1/14/16	4.85	1291.83
					1/21/16	5.01	1291.67
					3/30/16	5.44	1291.24
					6/23/16*	6.38	1290.30
					9/21/16	8.58	1288.10
					12/8/16	7.15	1289.53
					2/24/17	4.91	1291.77
					6/1/17	4.91	1291.77
					9/6/17	5.20	1291.48
					11/30/17	7.56	1289.12
					3/21/18	4.72	1291.96
					5/22/18	3.68	1293.00

TABLE 1
GROUNDWATER ELEVATION DATA
FORMER ROSEMERGY'S CONVENIENT STORE
1623 ROUTE 590
HAWLEY, PA
11-17788-03

WELL	TWD	SI	TOCG	TOC	DATE	DTW	GW ELEV
MW-18	17.95	3-18	-0.31	1300.38	11/12/15	12.19	1288.19
					12/9/15	11.09	1289.29
					1/14/16	9.15	1291.23
					1/21/16	10.65	1289.73
					3/30/16	10.38	1290.00
					6/23/16*	11.60	1288.78
					9/21/16	14.45	1285.93
					12/8/16	13.98	1286.40
					2/24/17	9.89	1290.49
					6/1/17	9.79	1290.59
					9/6/17	12.53	1287.85
					11/30/17	12.75	1287.63
					3/21/18	8.75	1291.63
					5/22/18	8.22	1292.16
MW-19	16.56	2-17	-0.47	1301.68	11/12/15	13.32	1288.36
					12/9/15	12.22	1289.46
					1/14/16	NM	NM
					1/21/16	11.44	1290.24
					3/30/16	11.98	1289.70
					6/23/16*	14.02	1287.66
					9/21/16	DRY	DRY
					12/8/16	DRY	DRY
					2/24/17	10.95	1290.73
					6/1/17	12.98	1288.70
					9/6/17	14.45	1287.23
					11/30/17	14.90	1286.78
					3/21/18	10.30	1291.38
					5/22/18	11.40	1290.28

TABLE 1
GROUNDWATER ELEVATION DATA
FORMER ROSEMERGY'S CONVENIENT STORE
1623 ROUTE 590
HAWLEY, PA
11-17788-03

WELL	TWD	SI	TOCG	TOC	DATE	DTW	GW ELEV
MW-20	14.47	3-15	-0.26	1294.17	11/12/15	1.01	1293.16
					12/9/15	1.42	1292.75
					1/14/16	1.31	1292.86
					1/21/16	1.01	1293.16
					3/30/16	1.59	1292.58
					6/23/16*	2.80	1291.37
					9/21/16	4.82	1289.35
					12/8/16	1.26	1292.91
					2/24/17	1.00	1293.17
					6/1/17	1.22	1292.95
					9/6/17	1.37	1292.80
					11/30/17	2.30	1291.87
					3/21/18	1.05	1293.12
					5/22/18	1.04	1293.13
					7/24/18	1.02	1293.15
MW-21	15.00	3-15	-0.29	1293.09	11/12/15	1.04	1292.05
					12/9/15	1.59	1291.50
					1/14/16	2.12	1290.97
					1/21/16	1.66	1291.43
					3/30/16	1.24	1291.85
					6/23/16*	3.48	1289.61
					9/21/16	5.45	1287.64
					12/8/16	1.48	1291.61
					2/24/17	1.03	1292.06
					6/1/17	1.62	1291.47
					9/6/17	1.91	1291.18
					11/30/17	2.65	1290.44
					3/21/18	0.77	1292.32
					5/22/18	1.39	1291.70
					7/24/18	3.61	1289.48

TABLE 1
GROUNDWATER ELEVATION DATA
FORMER ROSEMERGY'S CONVENIENT STORE
1623 ROUTE 590
HAWLEY, PA
11-17788-03

WELL	TWD	SI	TOCG	TOC	DATE	DTW	GW ELEV
MW-22	14.90	3-15	-0.44	1291.48	11/12/15	0.25	1291.23
					12/9/15	0.79	1290.69
					1/14/16	1.15	1290.33
					1/21/16	0.82	1290.66
					3/30/16	0.73	1290.75
					6/23/16*	2.96	1288.52
					9/21/16	6.22	1285.26
					12/8/16	1.00	1290.48
					2/24/17	0.35	1291.13
					6/1/17	0.73	1290.75
					9/6/17	0.56	1290.92
					11/30/17	1.78	1289.70
					3/21/18	1.36	1290.12
					5/22/18	0.72	1290.76
					7/24/18	5.00	1286.48

(2) = Diameter of Well Casing in Inches.

TWD = Total Well Depth in feet below grade.

SI = Screened Interval in feet below grade.

TOCG = Top of Well Casing relative to Grade.

+ = Approximate feet above grade.

- = Approximate feet below grade.

TOC = Top of Well Casing.

NI = Not Installed

DTW = Measured Depth to Groundwater from TOC.

GW ELEV = Calculated Groundwater Elevation.

NM = Well not measured.

NA = Not Applicable.

IA = Inaccessible.

NS = Not Sampled.

AB = Abandoned or Destroyed

*= See chain on custody for specific well dates

TABLE 2
GROUNDWATER ANALYTICAL DATA
FORMER ROSEMERGY'S CONVENIENT STORE
1623 ROUTE 590
HAWLEY, PA
11-17788-03

Sample ID (Depth)	Statewide Health Standards	MW-1	MW-1	MW-1	MW-1	MW-1	MW-1	MW-1	MW-1	MW-1	MW-1	MW-1
	Residential											
Sampling Date	Groundwater	5/8/12	6/7/12	11/8/13	12/11/13	2/4/14	3/7/14	6/12/14	9/17/14	12/3/14	3/25/15	6/25/15
Matrix	Used Aquifers	Water	Water	Water	Water	Water	Water	Water	Water	Water	Water	Water
Units	<2,500 TDS	(ug/L)	(ug/L)	(ug/L)	(ug/L)	(ug/L)	(ug/L)	(ug/L)	(ug/L)	(ug/L)	(ug/L)	(ug/L)
VOLATILE ORGANIC COMPOUNDS												
1,3,5-Trimethylbenzene	420	1,030	736	310/646	643/625	NS	618/662	365	389	792/594	279/294	70.8
1,2,4-Trimethylbenzene	15	2,310	2,580	978/1,020	2,100/2,050	NS	1,900/2,100	1,300	1,490	3,040/1,700	981/997	996
Benzene	5	3,930	5,680	6,410/7,6620	7,400/7,610	NS	7,740/8,210	7,170	6,330	6290/8,530	4,500/4,600	4,230
Toluene	1,000	13,600	10,900	15,700/16,100	9,960/10,000	NS	12,900/14,500	10,200	5,860	7,980/13,900	5,620/5,830	4,490
Ethylbenzene	700	2,450	2,720	1,540/1,580	2,380/2,350	NS	2,710/2,760	1,770	2,480	4,530/2,740	1,650/1,650	1,390
Xylenes (total)	10,000	11,800	12,200	8,980/9,060	5,550/5,390	NS	14,000/14,400	8640	11,000	8,300/14,200	9,130/9,150	7,170
Isopropylbenzene	840	1,210	395	111/405	387/386	NS	336/364	213	233	482/394	158/158	152
Methyl tert-butyl ether	20	69	<50	195/269	162/166	NS	<100/<100	82	<100	1	<50/<50	<50
Naphthalene	100	881	276	265/693	424/450	NS	194/209	254	319	652/696	107/99	239

Sample ID (Depth)	Statewide Health	MW-1	MW-1	MW-1	MW-1	MW-1	MW-1R	MW-1R	MW-1R	MW-1R	MW-1R	MW-1R	MW-1R	MW-1R
	Residential													
Sampling Date	Groundwater	8/26/15	12/9/15	3/31/16	6/23/16	9/21/16	12/8/16	2/24/17	6/1/17	9/6/17	12/1/17	3/21/18	5/22/18	7/25/18
Matrix	Used Aquifers	Water	Water	Water	Water	Water	Water	Water	Water	Water	Water	Water	Water	Water
Units	<2,500 TDS	(ug/L)	(ug/L)	(ug/L)	(ug/L)	(ug/L)	(ug/L)	(ug/L)	(ug/L)	(ug/L)	(ug/L)	(ug/L)	(ug/L)	(ug/L)
VOLATILE ORGANIC COMPOUNDS														
1,3,5-Trimethylbenzene	420	300	270/297	<50	54/59.5	<50	<10	140	190	132	201	74.2	79.2	70.8
1,2,4-Trimethylbenzene	15	1,150	1,060/1,090	<50	198/218	<50	<10	467	684	449	674	134	240	224
Benzene	5	6,250	3,480/4,130	85	1810/1780	<50	<10	4510	3680	1970	2910	563	447	623
Toluene	1,000	6,030	6,820/6,910	94	1850/1860	<50	<10	2400	3040	1800	1290	152	278	285
Ethylbenzene	700	1,700	1,180/1,310	<50	333/368	<50	<10	806	1120	672	1150	150	131	253
Xylenes (total)	10,000	8,930	7380/8,110	<100	1810/1960	<100	<20	2960	4190	2830	4020	814	984	1100
Isopropylbenzene	840	175	118/138	<50	<50	<50	<10	98	103	83	130	<25	20	25
Methyl tert-butyl ether	20	<50	<50/5.8	<50	<50	<50	<10	65	59	84	57	33	20.5	20.3
Naphthalene	100	252	322/313	<50	75/83.5	<50	<10	156	196	130	200	29.2	52.6	66.9

NS - Not Sampled
All concentrations in micrograms per liter (ug/L)
WD - Well Destroyed

TABLE 2 (Continued)
GROUNDWATER ANALYTICAL DATA
FORMER ROSEMERGY'S CONVENIENT STORE
1623 ROUTE 590
HAWLEY, PA
11-17788-03

Sample ID (Depth)	Statewide Health Standards	MW-2	MW-2	MW-2	MW-2	MW-2	MW-2	MW-2	MW-2	MW-2	MW-2	MW-2
	Residential											
Sampling Date	Groundwater	5/8/12	6/17/12	11/8/13	12/11/13	2/4/14	3/7/14	6/12/14	9/17/14	12/3/14	3/25/15	6/25/15
Matrix	Used Aquifers	Water	Water	Water	Water	Water	Water	Water	Water	Water	Water	Water
Units	<2,500 TDS	(ug/L)	(ug/L)	(ug/L)	(ug/L)	(ug/L)	(ug/L)	(ug/L)	(ug/L)	(ug/L)	(ug/L)	(ug/L)
VOLATILE ORGANIC COMPOUNDS												
1,3,5-Trimethylbenzene	420	635	687	406	406	NS	255	NS	112/195	201	<5	<5
1,2,4-Trimethylbenzene	15	1,820	1,940	1,200	1,110	NS	612	NS	279/585	721	16	29
Benzene	5	791	272	273	164	NS	115	NS	50/1,040	1,320	23	42
Toluene	1,000	1,520	1,460	958	514	NS	298	NS	3090/3,830	5,720	16	44
Ethylbenzene	700	765	752	828	634	NS	391	NS	424/831	1,330	18	38
Xylenes (total)	10,000	4,060	3,470	1,380	875	NS	586	NS	1070/2,110	3,060	30	50
Isopropylbenzene	840	1,020	246	3,227	255	NS	153	NS	97.1/190	187	<5	9.4
Methyl tert-butyl ether	20	32.6	<20	<50	<10	NS	<10	NS	<10/27.7	32.7	<5	<5
Naphthalene	100	898	145	240	265	NS	160	NS	159/344	235	15	31

Sample ID (Depth)	Statewide Health	MW-2	MW-2	MW-2	MW-2	MW-2	MW-2	MW-2	MW-2	MW-2	MW-2	MW-2	MW-2	MW-2
	Residential													
Sampling Date	Groundwater	8/26/15	12/9/15	3/31/16	6/23/16	9/21/16	12/8/16	2/24/17	6/1/17	9/6/17	11/30/17	3/21/18	5/22/18	7/24/18
Matrix	Used Aquifers	Water	Water	Water	Water	Water	Water	Water	Water	Water	Water	Water	Water	Water
Units	<2,500 TDS	(ug/L)	(ug/L)	(ug/L)	(ug/L)	(ug/L)	(ug/L)	(ug/L)	(ug/L)	(ug/L)	(ug/L)	(ug/L)	(ug/L)	(ug/L)
VOLATILE ORGANIC COMPOUNDS														
1,3,5-Trimethylbenzene	420	49.5	15	146	36	251	234	37/34	51	10.5	112	28.8	<5	35.2
1,2,4-Trimethylbenzene	15	244	116	458	291	809	963	170/164	176	70	366	140	62.9	202
Benzene	5	310	78	886	399	876	529	32/21	16	17	106	15.2	2.75	13.4
Toluene	1,000	1,130	127	3,790	1,110	4520	3100	60/53	64	43	176	45.4	<5	47.4
Ethylbenzene	700	337	107	690	382	1120	1170	110/104	101	48	473	100	27.4	186
Xylenes (total)	10,000	868	120	1910	715	3300	3070	196/181	183	83	499	156	18.2	220
Isopropylbenzene	840	59	33	113	<5	210	188	37/32	41	20	90	28.7	20.3	48.5
Methyl tert-butyl ether	20	<5	<5	<5	<5	<5	<10	<10/<5	<10	<5	10	<5	<5	<5
Naphthalene	100	46	37	146	55	266	232	27/24	22	13	103	19.3	<5	28.8

NS - Not Sampled
All concentrations in micrograms per liter (ug/L)
WD - Well Destroyed

TABLE 2 (Continued)
GROUNDWATER ANALYTICAL DATA
FORMER ROSEMERGY'S CONVENIENT STORE
1623 ROUTE 590
HAWLEY, PA
11-17788-03

Sample ID (Depth)	Statewide Health Standards	MW-3	MW-3	MW-3	MW-3	MW-3	MW-3	MW-3	MW-3	MW-3	MW-3	MW-3
Sampling Date	Groundwater	5/8/12	6/17/12	11/8/13	12/11/13	2/4/14	3/7/14	6/12/14	9/17/14	12/3/14	3/25/15	6/25/15
Matrix	Used Aquifers	Water	Water	Water	Water	Water	Water	Water	Water	Water	Water	Water
Units	<2,500 TDS	(ug/L)	(ug/L)	(ug/L)	(ug/L)	(ug/L)	(ug/L)	(ug/L)	(ug/L)	(ug/L)	(ug/L)	(ug/L)
VOLATILE ORGANIC COMPOUNDS												
1,3,5-Trimethylbenzene	420	<10	<10	<5	<2	NS	NS	<10	22.4	<10	<5	<1
1,2,4-Trimethylbenzene	15	<10	<10	5.2	<2	NS	NS	38.5	87.1	10	<5	<1
Benzene	5	273	236	91	88	NS	NS	788	476	318	2.4	<1
Toluene	1,000	86	<10	<5	<2	NS	NS	62.8	109	<10	<5	<1
Ethylbenzene	700	12	<10	<5	3.2	NS	NS	56.8	145	11	<5	<1
Xylenes (total)	10,000	49	<20	<10	7.2	NS	NS	122	541	<20	<10	<2
Isopropylbenzene	840	<10	11	13	6.9	NS	NS	44	50	18	<5	<1
Methyl tert-butyl ether	20	768	684	375	348	NS	NS	1,180	1,190	2,560	30.9	<1
Naphthalene	100	<10	<10	<5	2.5	NS	NS	<10	26	18	<5	<1

Sample ID (Depth)	Statewide Health Standards	MW-3	MW-3	MW-3	MW-3	MW-3	MW-3	MW-3	MW-3	MW-3	MW-3	MW-3	MW-3	MW-3	MW-3
Sampling Date	Groundwater	8/26/15	11/13/15	12/9/15	3/31/16	6/23/16	9/21/16	12/8/16	2/24/17	6/1/17	9/6/17	12/1/17	3/21/18	5/22/18	7/24/18
Matrix	Used Aquifers	Water	Water	Water	Water	Water	Water	Water	Water	Water	Water	Water	Water	Water	Water
Units	<2,500 TDS	(ug/L)	(ug/L)	(ug/L)	(ug/L)	(ug/L)	(ug/L)	(ug/L)	(ug/L)	(ug/L)	(ug/L)	(ug/L)	(ug/L)	(ug/L)	(ug/L)
VOLATILE ORGANIC COMPOUNDS															
1,3,5-Trimethylbenzene	420	3.4	1.5	<1	3.7	<1	<1	<1	3.3	<1	1.5	<5	<1	<1	<1
1,2,4-Trimethylbenzene	15	13	6.1	1.8	13	<1	<1	<1	32	2.4	6.4	12.0	<5	<1	<1
Benzene	5	207	82.4	<1	189	3.5	<1	<1	50	8.6	50	29	<5	<1	<1
Toluene	1,000	12	13	<1	54	3.3	<1	<1	6.5	<1	8.3	<5	<5	<1	<1
Ethylbenzene	700	15	20	1.1	43	1.5	<1	<1	43	8	14	25	<5	<1	<1
Xylenes (total)	10,000	39	28	<2	62	4.2	<2	<2	38	<2	26	18	<10	<2	<2
Isopropylbenzene	840	35	11	<1	28	<1	<1	<1	16	7	10	11	<5	<1	<1
Methyl tert-butyl ether	20	636	419	<1	397	<1	<1	<1	38	186	549	227	77	27.8	38.9
Naphthalene	100	4.7	1.6	<1	4.3	<1	<1	<1	3.9	<1	1.9	<5	<5	<1	<1

NS - Not Sampled

All concentrations in micrograms per liter (ug/L)

WD - Well Destroyed

TABLE 2 (Continued)
GROUNDWATER ANALYTICAL DATA
FORMER ROSEMERGY'S CONVENIENT STORE
1623 ROUTE 590
HAWLEY, PA
11-17788-03

Sample ID (Depth)	Statewide Health Standards	MW-4	MW-4	MW-4	MW-4	MW-4	MW-4	MW-4	MW-4	MW-4	MW-4	MW-4
Sampling Date	Groundwater	5/8/12	6/17/12	11/8/13	12/11/13	2/4/14	3/7/14	6/12/14	9/17/14	12/3/14	3/25/15	6/25/15
Matrix	Used Aquifers	Water	Water	Water	Water	Water	Water	Water	Water	Water	Water	Water
Units	<2,500 TDS	(ug/L)	(ug/L)	(ug/L)	(ug/L)	(ug/L)	(ug/L)	(ug/L)	(ug/L)	(ug/L)	(ug/L)	(ug/L)
VOLATILE ORGANIC COMPOUNDS												
1,3,5-Trimethylbenzene	420	594	590	736	NS	NS	NS	358	128	5.15	1.2	1.9
1,2,4-Trimethylbenzene	15	1,400	2,210	2,000	NS	NS	NS	1,250	445	14.1	2.0	4.9
Benzene	5	4,120	2,460	3,040	NS	NS	NS	301	225	2,130	6.6	4.3
Toluene	1,000	19,700	9,210	2,860	NS	NS	NS	2,060	864	66	10	11
Ethylbenzene	700	1,420	2,000	2,290	NS	NS	NS	1,050	452	87	2.9	4.2
Xylenes (total)	10,000	9,440	10,400	5,540	NS	NS	NS	4,720	2,070	62	13	21
Isopropylbenzene	840	728	228	433	NS	NS	NS	178	66	44	<1	<1
Methyl tert-butyl ether	20	15	<50	56.9	NS	NS	NS	<20	<20	11	<1	<1
Naphthalene	100	1,090	244	604	NS	NS	NS	205	74	20	<1	<1

Sample ID (Depth)	Statewide Health Standards	MW-4	MW-4	MW-4	MW-4	MW-4	MW-4	MW-4	MW-4	MW-4	MW-4	MW-4	MW-4	MW-4	MW-4
Sampling Date	Groundwater	8/26/15	11/13/15	12/9/15	3/31/16	6/23/16	###	12/8/16	2/24/17	6/1/17	9/6/17	12/1/17	3/21/18	5/22/18	7/25/18
Matrix	Used Aquifers	Water	Water	Water	Water	Water	Water	Water	Water	Water	Water	Water	Water	Water	Water
Units	<2,500 TDS	(ug/L)	(ug/L)	(ug/L)	(ug/L)	(ug/L)	(ug/L)	(ug/L)	(ug/L)	(ug/L)	(ug/L)	(ug/L)	(ug/L)	(ug/L)	(ug/L)
VOLATILE ORGANIC COMPOUNDS															
1,3,5-Trimethylbenzene	420	131	8.2	55	58	24	47	<5	<5	8.8	<1	18	<1	<1	1.7
1,2,4-Trimethylbenzene	15	473	20.1	175	214	62.7	119	<5	<5	35	<1	43	2.7	1.2	3.97
Benzene	5	75	7.3	36	25	95	142	<5	<5	7.7	<1	67	1.02	<1	<1
Toluene	1,000	304	15	148	150	181	248	<5	<5	17	<1	61	1.43	<1	<1
Ethylbenzene	700	390	8.4	139	207	92	127	<5	<5	29	<1	46	1.72	<1	<1
Xylenes (total)	10,000	1,650	41	623	870	301	515	<10	<10	98	<2	150	6.93	<2	2.31
Isopropylbenzene	840	88.4	2.4	22	33	12	21	<5	<5	5.9	<1	10	<1	<1	1.02
Methyl tert-butyl ether	20	<1	<1	<5	<5	<2	<5	<5	<5	<1	<1	1.2	<1	<1	<1
Naphthalene	100	94	1.9	18	32	14	21	<5	<5	3.6	<1	6.3	<1	<1	<1

NS - Not Sampled

All concentrations in micrograms per liter (ug/L)

WD - Well Destroyed

TABLE 2 (Continued)
GROUNDWATER ANALYTICAL DATA
FORMER ROSEMERGY'S CONVENIENT STORE
1623 ROUTE 590
HAWLEY, PA
11-17788-03

Sample ID (Depth)	Statewide Health Standards	MW-5	MW-5	MW-5	MW-5	MW-5	MW-5	MW-5	MW-5R	MW-5R	MW-5R
Sampling Date	Groundwater	5/8/12	6/17/12	11/8/13	12/11/13	2/4/14	3/7/14	6/12/14	3/25/15	6/25/15	8/26/15
Matrix	Used Aquifers	Water	Water	Water	Water	Water	Water	Water	Water	Water	Water
Units	<2,500 TDS	(ug/L)	(ug/L)	(ug/L)	(ug/L)	(ug/L)	(ug/L)	(ug/L)	(ug/L)	(ug/L)	(ug/L)
VOLATILE ORGANIC COMPOUNDS											
1,3,5-Trimethylbenzene	420	155	15	<10	<2	NS	<2	WD	437	388/370	430
1,2,4-Trimethylbenzene	15	427	36	14	<2	NS	<2	WD	1,680	1,510/2,460	1,670
Benzene	5	14	4.3	90	2.4	NS	<2	WD	3,960	5,450/11,200	6,210
Toluene	1,000	116	14	<10	<2	NS	<2	WD	13,600	16,600/33,700	17,500
Ethylbenzene	700	107	15	81	<2	NS	<2	WD	2,740	2,430/4,420	3,110
Xylenes (total)	10,000	403	39	<20	<4	NS	<4	WD	9,460	10,900/20,800	14,100
Isopropylbenzene	840	52	<10	25	<2	NS	<2	WD	197	1	186
Methyl tert-butyl ether	20	<5	<10	13	2.8	NS	<2	WD	34	<50/35	<50
Naphthalene	100	94	<10	<10	<2	NS	<2	WD	331	376/436	316

Sample ID (Depth)	Statewide Health Standards	MW-5R	MW-5R	MW-5R	MW-5R	MW-5R	MW-5	MW-5	MW-5	MW-5	MW-5R	MW-5R	MW-5R
Sampling Date	Groundwater	###	3/31/16	6/23/16	9/21/16	12/8/16	2/24/17	6/1/17	9/6/17	11/30/17	3/21/18	5/22/18	7/25/18
Matrix	Used Aquifers	Water	Water	Water	Water	Water	Water	Water	Water	Water	Water	Water	Water
Units	<2,500 TDS	(ug/L)	(ug/L)	(ug/L)	(ug/L)	(ug/L)	(ug/L)	(ug/L)	(ug/L)	(ug/L)	(ug/L)	(ug/L)	(ug/L)
VOLATILE ORGANIC COMPOUNDS													
1,3,5-Trimethylbenzene	420	434	355/347	378	415	562	433	351	395	295 / 321	398	466	410
1,2,4-Trimethylbenzene	15	1,700	1,360/1,320	1,470	1,790	2,260	1,700	1,440	1,600	1300 / 1380	1,450	1,710	1,590
Benzene	5	4,690	4,790/4,670	445	4,610	4,120	2,270	1,930	502	616 / 648	334	342	373
Toluene	1,000	18,200	14,100/12,000	450	13,000	9,530	4,200	1,470	4,840	2410 / 2490	549	452	372
Ethylbenzene	700	2,500	2,350/2,300	1,980	2,680	2,570	2,710	2,260	2,360	2160 / 2290	1,740	2,090	1,960
Xylenes (total)	10,000	12,200	10,300/10,100	6,440	12,400	11,500	11,100	6,820	10,400	7560 / 8040	6,930	8,280	5,970
Isopropylbenzene	840	170	154	220	176	225	185	175	162	143 / 152	156	184	174
Methyl tert-butyl ether	20	<50	<100	<50	14	<25	14	<25	<50	30 / 30	21.2	16.5	<25
Naphthalene	100	443	349/330	485	477	545	405	326	461	372 / 387	289	339	326

Sample ID (Depth)	Statewide Health Standards	MW-6	MW-6	MW-6
Sampling Date	Groundwater	5/8/12	6/17/12	3/7/14
Matrix	Used Aquifers	Water	Water	Water
Units	<2,500 TDS	(ug/L)	(ug/L)	(ug/L)
VOLATILE ORGANIC COMPOUNDS				
1,3,5-Trimethylbenzene	13	<1	<1	AB
1,2,4-Trimethylbenzene	15	<1	<1	AB
Benzene	5	<1	1.2	AB
Toluene	1,000	<1	2.6	AB
Ethylbenzene	700	<1	<1	AB
Xylenes (total)	10,000	<2	<2	AB
Isopropylbenzene	840	<1	<1	AB
Methyl tert-butyl ether	20	<1	<1	AB
Naphthalene	100	<1	<1	AB

NS - Not Sampled

All concentrations in micrograms per liter (ug/L)

WD - Well Destroyed

TABLE 2 (Continued)
GROUNDWATER ANALYTICAL DATA
FORMER ROSEMERGY'S CONVENIENT STORE
1623 ROUTE 590
HAWLEY, PA
11-17788-03

Sample ID (Depth)	Statewide Health Standards	MW-7	MW-7	MW-7	MW-7	MW-7	MW-7	MW-7	MW-7	MW-7	MW-7
Sampling Date	Groundwater	11/8/13	12/11/13	2/4/14	3/7/14	6/12/14	9/17/14	12/3/14	3/25/15	6/25/15	8/26/2015
Matrix	Used Aquifers	Water	Water	Water	Water	Water	Water	Water	Water	Water	Water
Units	<2,500 TDS	(ug/L)	(ug/L)	(ug/L)	(ug/L)	(ug/L)	(ug/L)	(ug/L)	(ug/L)	(ug/L)	(ug/L)
VOLATILE ORGANIC COMPOUNDS											
1,3,5-Trimethylbenzene	420	8.5	12	NS	NS	<20	56.2	158	<25	<25	91.5/85.8
1,2,4-Trimethylbenzene	15	5.2	6.4	NS	NS	40	153	300	50	61	238/229
Benzene	5	7,480	5,100	NS	NS	390	2,200	6,120	884	582	4,780/4,540
Toluene	1,000	63	55	NS	NS	<20	66	296	300	193	279/275
Ethylbenzene	700	34	31	NS	NS	<20	299	800	120	91	436/438
Xylenes (total)	10,000	32	33	NS	NS	97	436	1,120	293	314	876/849
Isopropylbenzene	840	43	55	NS	NS	<20	52	167	<25	<25	85/91
Methyl tert-butyl ether	20	546	449	NS	NS	<20	48	192	<25	<25	75/73
Naphthalene	100	44	79	NS	NS	<20	65	222	<25	<25	134/127

Sample ID (Depth)	Statewide Health Standards	MW-7	MW-7	MW-7	MW-7	MW-7	MW-7	MW-7	MW-7	MW-7	MW-7	MW-7	MW-7
Sampling Date	Groundwater	12/9/2015	3/30/2016	6/23/16	9/21/16	12/8/16	2/24/17	6/1/17	9/6/17	11/30/17	3/21/18	5/22/18	7/25/18
Matrix	Used Aquifers	Water	Water	Water	Water	Water	Water	Water	Water	Water	Water	Water	Water
Units	<2,500 TDS	(ug/L)	(ug/L)	(ug/L)	(ug/L)	(ug/L)	(ug/L)	(ug/L)	(ug/L)	(ug/L)	(ug/L)	(ug/L)	(ug/L)
VOLATILE ORGANIC COMPOUNDS													
1,3,5-Trimethylbenzene	420	18	71	104	198	128	<25	<25	<50	90	<25	<5	<5
1,2,4-Trimethylbenzene	15	48	199	308	578	316	43	27	76	233	<25	<5	16
Benzene	5	917	2320	4,600	6,860	4,360	4070	9180	3470	4090	573	<1.25	1140
Toluene	1,000	157	767	980	716	117	59	66	50	63	<25	<5	13
Ethylbenzene	700	97	391	612	1120	726	231	68	174	645	58	<5	90
Xylenes (total)	10,000	222	1010	1,700	2,510	793	87	<50	242	387	<50	<10	20
Isopropylbenzene	840	23	68	99	177	133	103	156	86	164	27	<5	56
Methyl tert-butyl ether	20	16	16	32	62	72.5	81	240	<50	75	<25	<5	27
Naphthalene	100	33	107	193	281	208	103	97	76	193	<25	<5	44.6

NS - Not Sampled

All concentrations in micrograms per liter (ug/L)

WD - Well Destroyed

TABLE 2 (Continued)
GROUNDWATER ANALYTICAL DATA
FORMER ROSEMERGY'S CONVENIENT STORE
1623 ROUTE 590
HAWLEY, PA
11-17788-03

Sample ID (Depth)	Statewide Health Standards	MW-8	MW-8	MW-8	MW-8	MW-8	MW-8	MW-8	MW-8	MW-8	MW-8
Sampling Date	Groundwater	11/8/13	12/11/13	2/4/14	3/7/14	6/12/14	9/17/14	12/3/14	3/25/15	6/25/15	8/26/15
Matrix	Used Aquifers	Water	Water	Water	Water	Water	Water	Water	Water	Water	Water
Units	<2,500 TDS	(ug/L)	(ug/L)	(ug/L)	(ug/L)	(ug/L)	(ug/L)	(ug/L)	(ug/L)	(ug/L)	(ug/L)
VOLATILE ORGANIC COMPOUNDS											
1,3,5-Trimethylbenzene	420	<2	<1	NS	<1	<1	5.2	1.3	1.6	1.5	2.2
1,2,4-Trimethylbenzene	15	<2	<1	NS	<1	<1	19	4.1	5.4	5.5	7.5
Benzene	5	<2	<1	NS	<1	<1	8.8	2.1	15	7.1	10
Toluene	1,000	<2	<1	NS	<1	<1	13	3.6	35	19	22
Ethylbenzene	700	<2	<1	NS	<1	<1	19	3.6	7.5	5.1	6.9
Xylenes (total)	10,000	<4	<2	NS	<2	<2	91	17	37	27	34
Isopropylbenzene	840	<2	<1	NS	<1	<1	2.6	<1	<1	<1	<1
Methyl tert-butyl ether	20	2.7	<1	NS	<1	<1	<1	<1	<1	<1	<1
Naphthalene	100	<2	<1	NS	<1	<1	3.6	1.2	1.0	<1	<1

Sample ID (Depth)	Statewide Health Standards	MW-8	MW-8	MW-8	MW-8	MW-8	MW-8	MW-8	MW-8	MW-8	MW-8	MW-8	MW-8
Sampling Date	Groundwater	12/9/15	3/30/2016	6/23/16	9/21/16	12/8/16	2/24/17	6/1/17	9/6/17	11/30/17	3/21/18	5/22/18	7/25/18
Matrix	Used Aquifers	Water	Water	Water	Water	Water	Water	Water	Water	Water	Water	Water	Water
Units	<2,500 TDS	(ug/L)	(ug/L)	(ug/L)	(ug/L)	(ug/L)	(ug/L)	(ug/L)	(ug/L)	(ug/L)	(ug/L)	(ug/L)	(ug/L)
VOLATILE ORGANIC COMPOUNDS													
1,3,5-Trimethylbenzene	420	<1	<1	<1	<1	<1	<1	<1	<1	<1	<1/<1	<1	<1
1,2,4-Trimethylbenzene	15	2.7	<1	<1	<1	<1	<1	<1	<1	<1	<1/<1	<1	<1
Benzene	5	1.6	3.4	<1	8.3	<1	<1	<1	<1	<1	<1/<1	<1	<1
Toluene	1,000	8.1	<1	<1	<1	<1	<1	<1	<1	<1	<1/<1	<1	<1
Ethylbenzene	700	2.1	<1	<1	<1	<1	<1	<1	<1	<1	<1/<1	<1	<1
Xylenes (total)	10,000	11	<2	<2	<2	<2	<2	<2	<2	<2	<2/<2	<2	<2
Isopropylbenzene	840	<1	<1	<1	<1	<1	<1	<1	<1	<1	<1/<1	<1	<1
Methyl tert-butyl ether	20	<1	<1	<1	<1	<1	<1	<1	<1	<1	<1/<1	<1	<1
Naphthalene	100	<1	<1	<1	<1	<1	<1	<1	<1	<1	<1/<1	<1	<1

NS - Not Sampled

All concentrations in micrograms per liter (ug/L)

WD - Well Destroyed

TABLE 2 (Continued)
GROUNDWATER ANALYTICAL DATA
FORMER ROSEMERGY'S CONVENIENT STORE
1623 ROUTE 590
HAWLEY, PA
11-17788-03

Sample ID (Depth)	Statewide Health Standards	MW-9	MW-9	MW-9	MW-9	MW-9	MW-9	MW-9	MW-9	MW-9	MW-9	MW-9
Sampling Date	Groundwater	11/8/13	12/11/13	2/4/14	3/7/14	6/12/14	9/17/14	12/3/14	3/25/15	6/25/15	8/26/15	11/13/15
Matrix	Used Aquifers	Water	Water	Water	Water	Water	Water	Water	Water	Water	Water	Water
Units	<2,500 TDS	(ug/L)	(ug/L)	(ug/L)	(ug/L)	(ug/L)	(ug/L)	(ug/L)	(ug/L)	(ug/L)	(ug/L)	(ug/L)
VOLATILE ORGANIC COMPOUNDS												
1,3,5-Trimethylbenzene	420	<2	<1	NS	<1	<1	8.7	7.7	<10	41	24	15
1,2,4-Trimethylbenzene	15	<2	<1	NS	<1	<1	36	<5	<10	65	24	12
Benzene	5	13	17	NS	96	58	83	19	853	1050	1590	1210
Toluene	1,000	<2	<1	NS	<1	2.2	40	<5	81	178	113	112
Ethylbenzene	700	<2	<1	NS	3.2	2.0	41	9.7	66	152	175	251
Xylenes (total)	10,000	<4	<2	NS	<2	<2	165	17.4	66	298	153	73
Isopropylbenzene	840	<2	<1	NS	5.5	5.7	9.9	<5	39	83	77	93
Methyl tert-butyl ether	20	8	2.9	NS	9.4	5.9	5.1	<5	11	<10	<10	<10
Naphthalene	100	<2	<1	NS	<1	<1	8.1	<5	15	69	36	61

Sample ID (Depth)	Statewide Health Standards	MW-9	MW-9	MW-9	MW-9	MW-9	MW-9	MW-9	MW-9	MW-9	MW-9	MW-9	MW-9	MW-9
Sampling Date	Groundwater	12/9/15	1/20/16	3/30/16	6/23/16	9/21/16	12/6/16	2/24/17	6/1/17	9/6/17	11/30/17	3/21/18	5/22/18	7/25/18
Matrix	Used Aquifers	Water	Water	Water	Water	Water	Water	Water	Water	Water	Water	Water	Water	Water
Units	<2,500 TDS	(ug/L)	(ug/L)	(ug/L)	(ug/L)	(ug/L)	(ug/L)	(ug/L)	(ug/L)	(ug/L)	(ug/L)	(ug/L)	(ug/L)	(ug/L)
VOLATILE ORGANIC COMPOUNDS														
1,3,5-Trimethylbenzene	420	15	17	36	<25	<5	<5	<5	<5/<1	<5	<1	<1	<1	<1
1,2,4-Trimethylbenzene	15	17	10	34	26	<5	<5	<5	<5/<1	<5	<1	<1	<1	<1
Benzene	5	1510	1600	1660	857	387	500	243	86/108	66	27	72.3	37	8.19
Toluene	1,000	116	97	210	214	28	19	8.9	<5/3.2	<5	1.8	4.7	2.1	<1
Ethylbenzene	700	265	244	284	152	81	67	25	<5/5.9	<5	2.2	5.8	2.7	<1
Xylenes (total)	10,000	99	67	208	184	17	<10	<10	<10/<2	<10	<2	<2	<2	<2
Isopropylbenzene	840	97	90	102	54	37	39	26	0.8	8.0	4.2	10.9	7.6	2.5
Methyl tert-butyl ether	20	<10	<10	<25	<25	<5	<5	<5	<5/2.1	<5	<1	2	<1	<1
Naphthalene	100	84	79	87	63	16	8.5	<5	<5/<1	<5	<1	<1	<1	<1

NS - Not Sampled

All concentrations in micrograms per liter (ug/L)

WD - Well Destroyed

TABLE 2 (Continued)
GROUNDWATER ANALYTICAL DATA
FORMER ROSEMERGY'S CONVENIENT STORE
1623 ROUTE 590
HAWLEY, PA
11-17788-03

Sample ID (Depth)	Statewide Health Standards	MW-10	MW-10	MW-10	MW-10	MW-10	MW-10	MW-10	MW-10	MW-10	MW-10
Sampling Date	Groundwater	11/8/13	12/11/13	2/4/14	3/7/14	6/12/14	9/17/14	12/3/14	3/25/15	6/25/15	8/27/15
Matrix	Used Aquifers	Water	Water	Water	Water	Water	Water	Water	Water	Water	Water
Units	<2,500 TDS	(ug/L)	(ug/L)	(ug/L)	(ug/L)	(ug/L)	(ug/L)	(ug/L)	(ug/L)	(ug/L)	(ug/L)
VOLATILE ORGANIC COMPOUNDS											
1,3,5-Trimethylbenzene	420	WNI	WNI	<2	<1	<1	<1	1.7	<1	1.1	1.4
1,2,4-Trimethylbenzene	15	WNI	WNI	<2	<1	<1	<1	4.8	2.6	5.0	4.5
Benzene	5	WNI	WNI	<0.24	<1	<1	<1	13	14	50	27
Toluene	1,000	WNI	WNI	<2	<1	<1	<1	14	15	10	5.7
Ethylbenzene	700	WNI	WNI	<2	<1	<1	<1	7.2	3.7	3.2	3.4
Xylenes (total)	10,000	WNI	WNI	<4	<2	<2	<2	32	17	16	15
Isopropylbenzene	840	WNI	WNI	<2	<1	<1	<1	1.2	<1	6.1	3.5
Methyl tert-butyl ether	20	WNI	WNI	<2	<1	<1	12	13	24	116	106
Naphthalene	100	WNI	WNI	<2	NS	<1	<1	1.0	<1	<1	<1

Sample ID (Depth)	Statewide Health Standards	MW-10	MW-10	MW-10	MW-10	MW-10	MW-10	MW-10	MW-10	MW-10	MW-10	MW-10	MW-10
Sampling Date	Groundwater	12/9/15	3/30/16	6/23/16	9/21/16	12/8/16	2/24/17	6/1/17	9/6/17	12/1/17	3/21/18	5/22/18	7/24/18
Matrix	Used Aquifers	Water	Water	Water	Water	Water	Water	Water	Water	Water	Water	Water	Water
Units	<2,500 TDS	(ug/L)	(ug/L)	(ug/L)	(ug/L)	(ug/L)	(ug/L)	(ug/L)	(ug/L)	(ug/L)	(ug/L)	(ug/L)	(ug/L)
VOLATILE ORGANIC COMPOUNDS													
1,3,5-Trimethylbenzene	420	<1	<1	<1	<1	<1	<1	<1	<1	<1	<1	<1	<1
1,2,4-Trimethylbenzene	15	<1	<1	<1	<1	<1	<1	<1	<1	<1	1.98	<1	<1
Benzene	5	33	11	15	1.0	1.7	14	14	12	<1	20.6	7.06	<1
Toluene	1,000	<1	<1	<1	<1	<1	<1	<1	<1	<1	<1	<1	<1
Ethylbenzene	700	<1	<1	<1	<1	<1	<1	<1	<1	<1	<1	<1	<1
Xylenes (total)	10,000	<2	<2	<2	<2	<2	<2	<2	<2	<2	<2	<2	<2
Isopropylbenzene	840	4.9	1.4	3.2	1.3	<1	3.2	3.6	5.7	<1	6.26	2.45	<1
Methyl tert-butyl ether	20	106	17	24	11	5.9	11	15	13	5.6	28.4	11.7	2.3
Naphthalene	100	<1	<1	<1	<1	<1	<1	<1	<1	<1	<1	<1	<1

NS - Not Sampled

All concentrations in micrograms per liter (ug/L)

WD - Well Destroyed

TABLE 2 (Continued)
GROUNDWATER ANALYTICAL DATA
FORMER ROSEMERGY'S CONVENIENT STORE
1623 ROUTE 590
HAWLEY, PA
11-17788-03

Sample ID (Depth)	Statewide Health Standards	MW-11	MW-11	MW-11	MW-11	MW-11	MW-11	MW-11	MW-11	MW-11	MW-11
Sampling Date	Groundwater	11/8/13	12/11/13	2/4/14	3/7/14	6/12/14	9/17/14	12/3/14	3/25/15	6/25/15	8/27/15
Matrix	Used Aquifers	Water	Water	Water	Water	Water	Water	Water	Water	Water	Water
Units	<2,500 TDS	(ug/L)	(ug/L)	(ug/L)	(ug/L)	(ug/L)	(ug/L)	(ug/L)	(ug/L)	(ug/L)	(ug/L)
VOLATILE ORGANIC COMPOUNDS											
1,3,5-Trimethylbenzene	420	WNI	WNI	<2	<1	<1	<1	2.6	1.8	1.3	1.8
1,2,4-Trimethylbenzene	15	WNI	WNI	<2	<1	<1	<1	9.8	6.3	4.01	6.0
Benzene	5	WNI	WNI	0.3	<1	<1	<1	19	32	5.65	3.8
Toluene	1,000	WNI	WNI	<2	<1	<1	<1	20	51	12	6.7
Ethylbenzene	700	WNI	WNI	<2	<1	<1	<1	10	12	3.9	4.3
Xylenes (total)	10,000	WNI	WNI	<4	<2	<2	<2	47	53	18	19
Isopropylbenzene	840	WNI	WNI	<2	<1	<1	<1	1.6	1.5	<1	1.3
Methyl tert-butyl ether	20	WNI	WNI	<2	<1	<1	<1	<1	<1	<1	<1
Naphthalene	100	WNI	WNI	<2	<1	<1	<1	2.2	1.5	<1	1.5

Sample ID (Depth)	Statewide Health Standards	MW-11	MW-11	MW-11	MW-11	MW-11	MW-11	MW-11	MW-11	MW-11	MW-11	MW-11	MW-11
Sampling Date	Groundwater	12/10/15	3/30/16	6/23/16	9/21/16	12/8/16	2/24/17	6/1/17	9/6/17	11/30/17	3/21/18	5/22/18	7/24/18
Matrix	Used Aquifers	Water	Water	Water	Water	Water	Water	Water	Water	Water	Water	Water	Water
Units	<2,500 TDS	(ug/L)	(ug/L)	(ug/L)	(ug/L)	(ug/L)	(ug/L)	(ug/L)	(ug/L)	(ug/L)	(ug/L)	(ug/L)	(ug/L)
VOLATILE ORGANIC COMPOUNDS													
1,3,5-Trimethylbenzene	420	<1	<1	<1	<1	<1	<1	<1	<1	NS	1.43	<1	<1
1,2,4-Trimethylbenzene	15	<1	<1	<1	<1	<1	<1	<1	<1	NS	3.63	<1	<1
Benzene	5	<1	1.4	<1	<1	<1	<1	<1	<1	NS	<1	<1	<1
Toluene	1,000	<1	<1	<1	<1	<1	<1	<1	<1	NS	<1	<1	<1
Ethylbenzene	700	<1	<1	<1	<1	<1	<1	<1	<1	NS	<1	<1	<1
Xylenes (total)	10,000	<2	<2	<2	<2	<2	<2	<2	<2	NS	<2	<2	<2
Isopropylbenzene	840	<1	<1	<1	<1	<1	<1	<1	<1	NS	<1	<1	<1
Methyl tert-butyl ether	20	<1	<1	<1	<1	<1	<1	<1	<1	NS	<1	<1	<1
Naphthalene	100	<1	<1	<1	<1	<1	<1	<1	<1	NS	<1	<1	<1

NS - Not Sampled

All concentrations in micrograms per liter (ug/L)

WD - Well Destroyed

TABLE 2 (Continued)
GROUNDWATER ANALYTICAL DATA
FORMER ROSEMERGY'S CONVENIENT STORE
1623 ROUTE 590
HAWLEY, PA
11-17788-03

Sample ID (Depth)	Statewide Health Standards	MW-12	MW-12	MW-12	MW-12	MW-12	MW-12	MW-12	MW-12	MW-12	MW-12
Sampling Date	Groundwater	11/8/13	12/11/13	2/4/14	3/7/14	6/12/14	9/17/14	12/3/14	3/25/15	6/25/15	8/26/15
Matrix	Used Aquifers	Water	Water	Water	Water	Water	Water	Water	Water	Water	Water
Units	<2,500 TDS	(ug/L)	(ug/L)	(ug/L)	(ug/L)	(ug/L)	(ug/L)	(ug/L)	(ug/L)	(ug/L)	(ug/L)
VOLATILE ORGANIC COMPOUNDS											
1,3,5-Trimethylbenzene	420	<2	<1	NS	<1	<1	6.7	<1	2.3	4.7	4.5
1,2,4-Trimethylbenzene	15	<2	<1	NS	<1	<1	20	<1	8.3	17.7	15.7
Benzene	5	2.1	<1	NS	1.4	1.4	20	<1	26	21	22
Toluene	1,000	6.6	<1	NS	3.1	3.1	25	<1	60	54	43
Ethylbenzene	700	<2	<1	NS	1.5	1.5	19	<1	12	17	15
Xylenes (total)	10,000	4.1	<2	NS	6.4	6.4	83	<2	60	87	67
Isopropylbenzene	840	<2	<1	NS	<1	<1	3.5	<1	1.1	2.1	2.2
Methyl tert-butyl ether	20	<2	<1	NS	<1	<1	<1	<1	<1	<1	<1
Naphthalene	100	<2	<1	NS	NS	<1	1.3	<1	1.6	3.4	4.0

Sample ID (Depth)	Statewide Health Standards	MW-12	MW-12	MW-12	MW-12	MW-12	MW-12	MW-12	MW-12	MW-12	MW-12	MW-12	MW-12
Sampling Date	Groundwater	12/10/15	3/31/16	6/23/16	9/21/16	12/8/16	2/24/17	6/1/17	9/6/17	11/30/17	3/21/18	5/22/18	7/24/18
Matrix	Used Aquifers	Water	Water	Water	Water	Water	Water	Water	Water	Water	Water	Water	Water
Units	<2,500 TDS	(ug/L)	(ug/L)	(ug/L)	(ug/L)	(ug/L)	(ug/L)	(ug/L)	(ug/L)	(ug/L)	(ug/L)	(ug/L)	(ug/L)
VOLATILE ORGANIC COMPOUNDS													
1,3,5-Trimethylbenzene	420	2.5	<1	<1	5.7	<1	<1	<1	<1	NS	<1	<1	<1
1,2,4-Trimethylbenzene	15	9.3	3.2	<1	20.8	<1	<1	<1	<1	NS	<1	<1	<1
Benzene	5	10	11	<1	1.7	<1	<1	<1	<1	NS	<1	<1	<1
Toluene	1,000	36	57	<1	18	<1	<1	<1	<1	NS	<1	<1	<1
Ethylbenzene	700	7.3	9.5	<1	12	<1	<1	<1	<1	NS	<1	<1	<1
Xylenes (total)	10,000	41	36	<2	37	<2	<2	<2	<2	NS	<2	<2	<2
Isopropylbenzene	840	<1	<1	<1	4.3	<1	<1	<1	<1	NS	<1	<1	<1
Methyl tert-butyl ether	20	<1	<1	<1	<1	<1	<1	<1	<1	NS	<1	<1	<1
Naphthalene	100	1.7	<1	<1	4.5	<1	<1	<1	<1	NS	<1	<1	<1

NS - Not Sampled

All concentrations in micrograms per liter (ug/L)

WD - Well Destroyed

TABLE 2 (Continued)
GROUNDWATER ANALYTICAL DATA
FORMER ROSEMERGY'S CONVENIENT STORE
1623 ROUTE 590
HAWLEY, PA
11-17788-03

Sample ID (Depth)	Statewide Health Standards	MW-13	MW-13	MW-13	MW-13	MW-13	MW-13	MW-13	MW-13	MW-13	MW-13	MW-13	MW-13	MW-13	MW-13	MW-13	MW-13	MW-13	MW-13	MW-13
Sampling Date	Groundwater	4/29/14	6/12/14	9/17/14	12/3/14	3/25/15	6/25/15	8/26/15	12/9/15	3/30/16	6/23/16	9/21/16	12/8/16	2/24/17	6/1/17	9/6/17	11/30/17	3/21/18	3/21/18	7/25/18
Matrix	Used Aquifers	Water	Water	Water	Water	Water	Water	Water	Water	Water	Water	Water	Water	Water	Water	Water	Water	Water	Water	Water
Units	<2,500 TDS	(ug/L)	(ug/L)	(ug/L)	(ug/L)	(ug/L)	(ug/L)	(ug/L)	(ug/L)	(ug/L)	(ug/L)	(ug/L)	(ug/L)	(ug/L)	(ug/L)	(ug/L)	(ug/L)	(ug/L)	(ug/L)	(ug/L)
VOLATILE ORGANIC COMPOUNDS																				
1,3,5-Trimethylbenzene	420	<1	<1	<1	4.9	DRY	1.9	DRY	4.3	<1	<1	DRY	DRY	<1	<1	<1	DRY	<1	<1	DRY
1,2,4-Trimethylbenzene	15	<1	<1	<1	18.9	DRY	6.8	DRY	17	<1	<1	DRY	DRY	<1	<1	<1	DRY	<1	<1	DRY
Benzene	5	<1	<1	<1	108	DRY	10	DRY	16	<1	<1	DRY	DRY	<1	<1	<1	DRY	<1	<1	DRY
Toluene	1,000	66	102	1.8	120	DRY	25	DRY	91	<1	<1	DRY	DRY	<1	<1	<1	DRY	<1	<1	DRY
Ethylbenzene	700	<1	<1	<1	30.5	DRY	6.67	DRY	18	<1	<1	DRY	DRY	<1	<1	<1	DRY	<1	<1	DRY
Xylenes (total)	10,000	<2	<2	3.6	133	DRY	34	DRY	98	<2	<2	DRY	DRY	<2	<2	<2	DRY	<2	<2	DRY
Isopropylbenzene	840	<1	<1	<1	3.3	DRY	<1	DRY	1.7	<1	<1	DRY	DRY	<1	<1	<1	DRY	<1	<1	DRY
Methyl tert-butyl ether	20	<1	<1	<1	<1	DRY	<1	DRY	<1	<1	<1	DRY	DRY	<1	<1	<1	DRY	<1	<1	DRY
Naphthalene	100	<1	<1	<1	6.0	DRY	1.2	DRY	3.7	<1	<1	DRY	DRY	<1	<1	<1	DRY	<1	<1	DRY

Sample ID (Depth)	Statewide Health Standards	MW-14	MW-14	MW-14	MW-14	MW-14	MW-14	MW-14	MW-14	MW-14	MW-14	MW-14	MW-14	MW-14	MW-14	MW-14	MW-14	MW-14	MW-14	MW-14
Sampling Date	Groundwater	4/29/14	6/12/14	9/17/14	12/3/14	3/25/15	6/25/15	8/26/15	12/9/15	3/30/16	6/23/16	9/21/16	12/8/16	2/24/17	6/1/17	9/6/17	12/1/17	3/21/18	5/22/18	7/24/18
Matrix	Used Aquifers	Water	Water	Water	Water	Water	Water	Water	Water	Water	Water	Water	Water	Water	Water	Water	Water	Water	Water	Water
Units	<2,500 TDS	(ug/L)	(ug/L)	(ug/L)	(ug/L)	(ug/L)	(ug/L)	(ug/L)	(ug/L)	(ug/L)	(ug/L)	(ug/L)	(ug/L)	(ug/L)	(ug/L)	(ug/L)	(ug/L)	(ug/L)	(ug/L)	(ug/L)
VOLATILE ORGANIC COMPOUNDS																				
1,3,5-Trimethylbenzene	420	<1	<1	<1	7.2	6.2	2.5	2.9	1.8	<1	<1	<1	<1	<1	<1	<1	<1	<1	<1	<1
1,2,4-Trimethylbenzene	15	<1	<1	<1	26	21	9.0	9.1	6.6	<1	<1	<1	<1	<1	<1	<1	<1	<1	<1	<1
Benzene	5	<1	<1	<1	72	63	13	17	5.2	3.9	<1	<1	<1	<1	<1	<1	<1	<1	<1	<1
Toluene	1,000	<1	<1	<1	65	96	30	36	23	<1	<1	<1	<1	<1	<1	<1	<1	<1	<1	<1
Ethylbenzene	700	<1	<1	<1	31	28	8.2	11	5.1	<1	<1	<1	<1	<1	<1	<1	<1	<1	<1	<1
Xylenes (total)	10,000	<2	<2	2.2	137	147	43	51	29	<2	<2	<2	<2	<2	<2	<2	<2	<2	<2	<2
Isopropylbenzene	840	<1	<1	<1	4.4	2.9	1.0	2	<1	<1	<1	<1	<1	<1	<1	<1	<1	<1	<1	<1
Methyl tert-butyl ether	20	<1	<1	<1	<1	<1	<1	<1	<1	<1	<1	<1	<1	<1	<1	<1	<1	<1	<1	<1
Naphthalene	100	<1	<1	<1	7.0	3.7	1.5	2.7	1.2	<1	<1	<1	<1	<1	<1	<1	<1	<1	<1	<1

NS - Not Sampled
All concentrations in micrograms per liter (ug/L)
WD - Well Destroyed

TABLE 2 (Continued)
GROUNDWATER ANALYTICAL DATA
FORMER ROSEMERGY'S CONVENIENT STORE
1623 ROUTE 590
HAWLEY, PA
11-17788-03

Sample ID (Depth)	Statewide Health Standards	MW-15	MW-15	MW-15	MW-15	MW-15	MW-15	MW-15	MW-15	MW-15	MW-15	MW-15	MW-15	MW-15	MW-15	MW-15	MW-15	MW-15	MW-15	MW-15	MW-15
Sampling Date	Groundwater	4/29/14	6/12/14	9/17/14	12/3/14	3/25/15	6/25/15	8/26/15	12/9/15	1/20/16	3/30/16	6/23/16	9/21/16	12/8/16	2/24/17	6/1/17	9/6/17	12/1/17	3/21/18	5/22/18	7/24/18
Matrix	Used Aquifers	Water	Water	Water	Water	Water	Water	Water	Water	Water	Water	Water	Water	Water	Water	Water	Water	Water	Water	Water	Water
Units	<2,500 TDS	(ug/L)	(ug/L)	(ug/L)	(ug/L)	(ug/L)	(ug/L)	(ug/L)	(ug/L)	(ug/L)	(ug/L)	(ug/L)	(ug/L)	(ug/L)	(ug/L)	(ug/L)	(ug/L)	(ug/L)	(ug/L)	(ug/L)	(ug/L)
VOLATILE ORGANIC COMPOUNDS																					
1,3,5-Trimethylbenzene	420	<1	<1	<1	7.7	3.06	5.86	7.29	5.37	<1	<1	<1	<1	<1	<1	<1	<1	<1	<1	<1	<1
1,2,4-Trimethylbenzene	15	<1	<1	<1	25.7	10.6	21.8	25.3	20.2	<1	<1	<1	<1	<1	<1	<1	<1	<1	<1	<1	<1
Benzene	5	<1	<1	<1	71	29.1	27.7	38.3	22.8	<1	1.71	<1	<1	<1	<1	<1	<1	<1	<1	<1	<1
Toluene	1,000	<1	2.35	<1	57.2	61.2	63.2	62.4	70.2	<1	<1	<1	<1	<1	<1	<1	<1	<1	<1	<1	<1
Ethylbenzene	700	<1	<1	<1	31	13.4	20.6	23.4	15.2	<1	<1	<1	<1	<1	<1	<1	<1	<1	<1	<1	<1
Xylenes (total)	10,000	<2	2.94	4.25	135	68	105	105	87.9	<2	<2	<2	<2	<2	<2	<2	<2	<2	<2	<2	<2
Isopropylbenzene	840	<1	<1	<1	4.7	1.23	2.70	3.86	1.92	<1	<1	<1	<1	<1	<1	<1	<1	<1	<1	<1	<1
Methyl tert-butyl ether	20	<1	<1	<1	<1	<1	<1	<1	<1	<1	<1	<1	<1	<1	<1	<1	<1	<1	<1	<1	<1
Naphthalene	100	<1	<1	<1	7.06	1.91	4.5	7.31	3.98	<1	<1	<1	<1	<1	<1	<1	<1	<1	<1	<1	<1

Sample ID (Depth)	Statewide Health Standards	MW-16	MW-16	MW-16	MW-16	MW-16	MW-16	MW-16	MW-16	MW-16	MW-16	MW-16	MW-16	MW-16	MW-16	MW-16	MW-16	MW-16	MW-16	MW-16	MW-16
Sampling Date	Groundwater	4/29/14	6/12/14	9/17/14	12/3/14	3/25/15	6/25/15	8/26/15	12/9/15	1/20/16	3/30/16	6/23/16	9/21/16	12/8/16	2/24/17	6/1/17	9/6/17	11/30/17	3/21/18	5/22/18	7/24/18
Matrix	Used Aquifers	Water	Water	Water	Water	Water	Water	Water	Water	Water	Water	Water	Water	Water	Water	Water	Water	Water	Water	Water	Water
Units	<2,500 TDS	(ug/L)	(ug/L)	(ug/L)	(ug/L)	(ug/L)	(ug/L)	(ug/L)	(ug/L)	(ug/L)	(ug/L)	(ug/L)	(ug/L)	(ug/L)	(ug/L)	(ug/L)	(ug/L)	(ug/L)	(ug/L)	(ug/L)	(ug/L)
VOLATILE ORGANIC COMPOUNDS																					
1,3,5-Trimethylbenzene	420	<1	<1	7	NS	NS	1.7	1.7	<1	<1	<1	<1	<1	<1	<1	<1	<1	NS	NS	<1	<1
1,2,4-Trimethylbenzene	15	<1	<1	27	NS	NS	4.8	5.3	<1	<1	<1	<1	<1	<1	<1	<1	<1	NS	NS	<1	<1
Benzene	5	<1	<1	20	NS	NS	8.1	7.9	<1	<1	<1	<1	<1	<1	<1	<1	<1	NS	NS	<1	<1
Toluene	1,000	<1	<1	26	NS	NS	14	12	<1	<1	<1	<1	<1	<1	<1	<1	<1	NS	NS	<1	<1
Ethylbenzene	700	<1	<1	32	NS	NS	4.8	5.4	<1	<1	<1	<1	<1	<1	<1	<1	<1	NS	NS	<1	<1
Xylenes (total)	10,000	<2	<2	138	NS	NS	22	21	<2	<2	<2	<2	<2	<2	<2	<2	<2	NS	NS	<2	<2
Isopropylbenzene	840	<1	<1	4.2	NS	NS	1.1	1.4	<1	<1	<1	<1	<1	<1	<1	<1	<1	NS	NS	<1	<1
Methyl tert-butyl ether	20	9.2	3.0/3.4	30	NS	NS	15	12	6.7	8.1	4.9	7.8	48	7.4	4.8	5.3	<1	NS	NS	7.7	9.4
Naphthalene	100	<1	<1	1.8	NS	NS	1.1	1.9	<1	<1	<1	<1	<1	<1	<1	<1	<1	NS	NS	<1	<1

NS - Not Sampled
All concentrations in micrograms per liter (ug/L)
WD - Well Destroyed

TABLE 2 (Continued)
GROUNDWATER ANALYTICAL DATA
FORMER ROSEMERGY'S CONVENIENT STORE
1623 ROUTE 590
HAWLEY, PA
11-17788-03

Sample ID (Depth)	Statewide Health Standards	MW-17	MW-17	MW-17	MW-17	MW-17	MW-17	MW-17	MW-17	MW-17	MW-17	MW-17	MW-17	MW-17	MW-17
Sampling Date	Groundwater	11/12/15	12/9/15	1/20/16	3/30/16	6/23/16	9/21/16	12/8/16	2/24/17	6/1/17	9/6/17	12/1/17	3/21/18	3/21/18	7/25/18
Matrix	Used Aquifers	Water	Water	Water	Water	Water	Water	Water	Water	Water	Water	Water	Water	Water	Water
Units	<2,500 TDS	(ug/L)	(ug/L)	(ug/L)	(ug/L)	(ug/L)	(ug/L)	(ug/L)	(ug/L)	(ug/L)	(ug/L)	(ug/L)	(ug/L)	(ug/L)	(ug/L)
VOLATILE ORGANIC COMPOUNDS															
1,3,5-Trimethylbenzene	420	<1	3.6	<1	<1	<1	<1	<1	<1	<1	<1	<1	<1	<1	NS
1,2,4-Trimethylbenzene	15	<1	13	<1	<1	<1	<1	<1	<1	<1	<1	<1	<1	<1	NS
Benzene	5	<1	15	<1	1.4	<1	<1	<1	<1	<1	<1	<1	<1	<1	NS
Toluene	1,000	<1	47	<1	<1	<1	<1	<1	<1	<1	<1	<1	<1	<1	NS
Ethylbenzene	700	<2	9.9	<1	<1	<1	<1	<1	<1	<1	<1	<1	<1	<1	NS
Xylenes (total)	10,000	<1	56	<2	<2	<2	<2	<2	<2	<2	<2	<2	<2	<2	NS
Isopropylbenzene	840	<1	1.2	<1	<1	<1	<1	<1	<1	<1	<1	<1	<1	<1	NS
Methyl tert-butyl ether	20	<1	<1	<1	<1	<1	<1	<1	<1	<1	<1	<1	<1	<1	NS
Naphthalene	100	<1	2.2	<1	<1	<1	<1	<1	<1	<1	<1	<1	<1	<1	NS

Sample ID (Depth)	Statewide Health Standards	MW-18	MW-18	MW-18	MW-18	MW-18	MW-18	MW-18	MW-18	MW-18	MW-18	MW-18	MW-18	MW-18	MW-18
Sampling Date	Groundwater	11/12/15	12/9/15	1/20/16	3/30/16	6/23/16	9/21/16	12/8/16	2/24/17	6/1/17	9/6/17	12/1/17	3/21/18	3/21/18	7/25/18
Matrix	Used Aquifers	Water	Water	Water	Water	Water	Water	Water	Water	Water	Water	Water	Water	Water	Water
Units	<2,500 TDS	(ug/L)	(ug/L)	(ug/L)	(ug/L)	(ug/L)	(ug/L)	(ug/L)	(ug/L)	(ug/L)	(ug/L)	(ug/L)	(ug/L)	(ug/L)	(ug/L)
VOLATILE ORGANIC COMPOUNDS															
1,3,5-Trimethylbenzene	420	<1	2.3	<1	<1	<1	<1	<1	<1	<1	<1	<1	<1	<1	NS
1,2,4-Trimethylbenzene	15	<1	8.5	<1	<1	<1	<1	<1	<1	<1	<1	<1	<1	<1	NS
Benzene	5	<1	7.3	<1	<1	<1	<1	<1	<1	<1	<1	<1	<1	<1	NS
Toluene	1,000	<1	30	<1	<1	<1	<1	<1	<1	<1	<1	<1	<1	<1	NS
Ethylbenzene	700	<2	6.6	<1	<1	<1	<1	<1	<1	<1	<1	<1	<1	<1	NS
Xylenes (total)	10,000	<1	37	<2	<2	<2	<2	<2	<2	<2	<2	<2	<2	<2	NS
Isopropylbenzene	840	<1	<1	<1	<1	<1	<1	<1	<1	<1	<1	<1	<1	<1	NS
Methyl tert-butyl ether	20	<1	<1	<1	<1	<1	<1	<1	<1	<1	<1	<1	<1	<1	NS
Naphthalene	100	<1	1.6	<1	<1	<1	<1	<1	<1	<1	<1	<1	<1	<1	NS

NS - Monitoring well no longer sampled as approved by PADEP in letter dated 6/28/2018

All concentrations in micrograms per liter (ug/L)

WD - Well Destroyed

TABLE 2 (Continued)
GROUNDWATER ANALYTICAL DATA
FORMER ROSEMERGY'S CONVENIENT STORE
1623 ROUTE 590
HAWLEY, PA
11-17788-03

Sample ID (Depth)	Statewide Health Standards	MW-19	MW-19	MW-19	MW-19	MW-19	MW-19	MW-19	MW-19	MW-19	MW-19	MW-19	MW-19	MW-19	MW-19
Sampling Date	Groundwater	11/12/15	12/9/15	1/20/16	3/30/16	6/23/16	9/21/16	12/8/16	2/24/17	6/1/17	9/6/17	12/1/17	3/21/18	5/22/18	7/25/18
Matrix	Used Aquifers	Water	Water	Water	Water	Water	Water	Water	Water	Water	Water	Water	Water	Water	Water
Units	<2,500 TDS	(ug/L)	(ug/L)	(ug/L)	(ug/L)	(ug/L)	(ug/L)	(ug/L)	(ug/L)	(ug/L)	(ug/L)	(ug/L)	(ug/L)	(ug/L)	(ug/L)
VOLATILE ORGANIC COMPOUNDS															
1,3,5-Trimethylbenzene	420	<1	<2	<1	<1	<1	DRY	DRY	<1	<1	<1	<1	<1	<1	NS
1,2,4-Trimethylbenzene	15	<1	3.6	<1	<1	<1	DRY	DRY	<1	<1	<1	<1	<1	<1	NS
Benzene	5	<1	3.0	<1	<1	<1	DRY	DRY	<1	<1	<1	<1	<1	<1	NS
Toluene	1,000	<1	12	<1	<1	<1	DRY	DRY	<1	<1	<1	<1	<1	<1	NS
Ethylbenzene	700	<2	2.8	<1	<1	<1	DRY	DRY	<1	<1	<1	<1	<1	<1	NS
Xylenes (total)	10,000	<1	16	<2	<2	<2	DRY	DRY	<2	<2	<2	<2	<2	<2	NS
Isopropylbenzene	840	<1	<2	<1	<1	<1	DRY	DRY	<1	<1	<1	<1	<1	<1	NS
Methyl tert-butyl ether	20	<1	<2	<1	<1	<1	DRY	DRY	<1	<1	<1	<1	<1	<1	NS
Naphthalene	100	<1	<2	<1	<1	<1	DRY	DRY	<1	<1	<1	<1	<1	<1	NS

Sample ID (Depth)	Statewide Health Standards	MW-20	MW-20	MW-20	MW-20	MW-20	MW-20	MW-20	MW-20	MW-20	MW-20	MW-20	MW-20	MW-20	MW-20
Sampling Date	Groundwater	11/12/15	12/10/15	1/20/16	3/30/16	6/23/16	9/21/16	12/8/16	2/24/17	6/1/17	9/6/17	11/30/17	3/21/18	3/21/18	7/25/18
Matrix	Used Aquifers	Water	Water	Water	Water	Water	Water	Water	Water	Water	Water	Water	Water	Water	Water
Units	<2,500 TDS	(ug/L)	(ug/L)	(ug/L)	(ug/L)	(ug/L)	(ug/L)	(ug/L)	(ug/L)	(ug/L)	(ug/L)	(ug/L)	(ug/L)	(ug/L)	(ug/L)
VOLATILE ORGANIC COMPOUNDS															
1,3,5-Trimethylbenzene	420	<1	<1	<1	<1	<1	<1	<1	<1	<1	<1	<1	<1	<1	<1
1,2,4-Trimethylbenzene	15	<1	<1	<1	<1	<1	<1	<1	<1	<1	<1	<1	<1	<1	<1
Benzene	5	<1	<1	<1	<1	<1	<1	<1	<1	<1	<1	<1	<1	<1	<1
Toluene	1,000	<1	<1	<1	<1	<1	<1	<1	<1	<1	<1	<1	<1	<1	<1
Ethylbenzene	700	<1	<1	<1	<1	<1	<1	<1	<1	<1	<1	<1	<1	<1	<1
Xylenes (total)	10,000	<2	<2	<2	<2	<2	<2	<2	<2	<2	<2	<2	<2	<2	<2
Isopropylbenzene	840	<1	<1	<1	<1	<1	<1	<1	<1	<1	<1	<1	<1	<1	<1
Methyl tert-butyl ether	20	<1	<1	<1	<1	<1	1.1	<1	1.0	<1	<1	1.1	<1	<1	<1
Naphthalene	100	<1	<1	<1	<1	<1	<1	<1	<1	<1	<1	<1	<1	<1	<1

NS - Monitoring well no longer sampled as approved by PADEP in letter dated 6/28/2018

All concentrations in micrograms per liter (ug/L)

WD - Well Destroyed

TABLE 2 (Continued)
GROUNDWATER ANALYTICAL DATA
FORMER ROSEMERGY'S CONVENIENT STORE
1623 ROUTE 590
HAWLEY, PA
11-17788-03

Sample ID (Depth)	Statewide Health Standards	MW-21	MW-21	MW-21	MW-21	MW-21	MW-21	MW-21	MW-21	MW-21	MW-21	MW-21	MW-21	MW-21	MW-21
Sampling Date	Groundwater	11/12/15	12/10/15	1/20/16	3/30/16	6/23/16	9/21/16	12/8/16	2/24/17	6/1/17	9/6/17	11/30/17	3/21/18	5/22/18	7/24/18
Matrix	Used Aquifers	Water	Water	Water	Water	Water	Water	Water	Water	Water	Water	Water	Water	Water	Water
Units	<2,500 TDS	(ug/L)	(ug/L)	(ug/L)	(ug/L)	(ug/L)	(ug/L)	(ug/L)	(ug/L)	(ug/L)	(ug/L)	(ug/L)	(ug/L)	(ug/L)	(ug/L)
VOLATILE ORGANIC COMPOUNDS															
1,3,5-Trimethylbenzene	420	<1	<1	<1	<1	<1	<1	<1	<1	<1	<1	<1	<1	<1	<1
1,2,4-Trimethylbenzene	15	<1	<1	<1	<1	<1	<1	<1	<1	<1	<1	<1	<1	<1	<1
Benzene	5	<1	<1	<1	<1	<1	<1	<1	<1	<1	<1	<1	<1	<1	<1
Toluene	1,000	<1	<1	<1	<1	<1	<1	<1	<1	<1	<1	<1	<1	<1	<1
Ethylbenzene	700	<1	<1	<1	<1	<1	<1	<1	<1	<1	<1	<1	<1	<1	<1
Xylenes (total)	10,000	<2	<2	<2	<2	<2	<2	<2	<2	<2	<2	<2	<2	<2	<2
Isopropylbenzene	840	<1	<1	<1	<1	<1	<1	<1	<1	<1	<1	<1	<1	<1	<1
Methyl tert-butyl ether	20	<1	<1	<1	<1	<1	<1	<1	<1	<1	<1	<1	<1	<1	<1
Naphthalene	100	<1	<1	<1	<1	<1	<1	<1	<1	<1	<1	<1	<1	<1	<1

Sample ID (Depth)	Statewide Health Standards	MW-22	MW-22	MW-22	MW-22	MW-22	MW-22	MW-22	MW-22	MW-22	MW-22	MW-22	MW-22	MW-22	MW-22
Sampling Date	Groundwater	11/12/15	12/10/15	1/20/16	3/30/16	6/23/16	9/21/16	12/8/16	2/24/17	6/1/17	9/6/17	11/30/17	3/21/18	5/22/18	7/24/18
Matrix	Used Aquifers	Water	Water	Water	Water	Water	Water	Water	Water	Water	Water	Water	Water	Water	Water
Units	<2,500 TDS	(ug/L)	(ug/L)	(ug/L)	(ug/L)	(ug/L)	(ug/L)	(ug/L)	(ug/L)	(ug/L)	(ug/L)	(ug/L)	(ug/L)	(ug/L)	(ug/L)
VOLATILE ORGANIC COMPOUNDS															
1,3,5-Trimethylbenzene	420	<1	<1	<1	<1	<1	<1	<1	<1	<1	<1	<1	<1	<1	<1
1,2,4-Trimethylbenzene	15	<1	<1	<1	<1	<1	<1	<1	<1	<1	<1	<1	<1	<1	<1
Benzene	5	<1	<1	<1	<1	<1	<1	<1	<1	<1	<1	<1	<1	<1	<1
Toluene	1,000	<1	<1	<1	<1	<1	<1	<1	<1	<1	<1	<1	<1	<1	<1
Ethylbenzene	700	<1	<1	<1	<1	<1	<1	<1	<1	<1	<1	<1	<1	<1	<1
Xylenes (total)	10,000	<2	<2	<2	<2	<2	<2	<2	<2	<2	<2	<2	<2	<2	<2
Isopropylbenzene	840	<1	<1	<1	<1	<1	<1	<1	<1	<1	<1	<1	<1	<1	<1
Methyl tert-butyl ether	20	<1	<1	<1	<1	<1	4.5	<1	<1	<1	1.4	<1	<1	<1	1.02
Naphthalene	100	<1	<1	<1	NS	<1	<1	<1	<1	<1	<1	<1	<1	<1	<1

NS - Not Sampled

All concentrations in micrograms per liter (ug/L)

WD - Well Destroyed

TABLE 3
DPE SYSTEM DATA
FORMER ROSEMERGY'S CONVENIENT STORE
1623 ROUTE 590 HAWLEY, PA
11-17788-03

Date	Vaccum (Hg)	Temp Before Blower (F)	Temp After Blower (F)	Temp After HE (F)	Air Flow Scfm	Air Pressure After Blower	H2O Pressure Before Bag (psi)	H2O Pressure After Bag (psi)	H2O Pressure Between Carbon	Totalizer (gallons)	Run-Time (hours)
01/04/17	12.5	96	>250	N/A	N/A	>30	25	20	8	88871-89002	135
01/09/17	N/A	35-60	35	N/A	N/A	N/A	N/A	N/A	N/A	92398	146.1
01/11/17	12.5	83	245	N/A	N/A	2.5	5	0	2	92472	149.8
01/16/17	11.5	85	214	N/A	N/A	0	8	0	0	98951	320.7
01/23/17	12.5	85	232	N/A	N/A	0	8	0	0	106874	487.4
01/30/17	10.5	68	220	N/A	N/A	0	6	0	0	114066	604.9
02/08/17	12.0	90	226	N/A	N/A	0	6	0	0	124519	815.6
02/23/17	12.5	104	240	N/A	N/A	2	20	0	0	146789	1174.4
02/24/17	13.0	88	192	N/A	N/A	1	8	0	0	146921	1175.8
03/02/17	-12.1	83.1	192.1	N/A	73	N/A	37	25	8	159342	1314.3
03/21/17	15.0	102	240	N/A	35	0	32	0	0	183719	1771.2
03/28/17	13.5	97	222	N/A	>350	N/A	35/37	42/26	13	197007	1933.6
4/11/2017	N/A	N/A	N/A	N/A	N/A	N/A	N/A	N/A	N/A	N/A	2141.9
4/17/2017	13.0	80	187	N/A	N/A	N/A	25	17	11	220490	2144.4
4/27/2017	16.0	124	232	N/A	>35	N/A	10	0	0	237583	2377.5
5/12/2017	12.0	104	212	N/A	>35	N/A	0	0	0	251372	2737.9
5/23/2017	13.0	122	238	N/A	>35	N/A	9	0	0	264483	3001.9
6/7/2017	11.0	120	213	N/A	>35	N/A	19	0	0	281754	3360.4
7/12/2017	9.5	135	200	N/A	>35	.76 psi	0	0	0	286300	3455.4
7/19/2017	8.5	N/A	202	N/A	N/A	24"	25	30	9	290051	3538.3
7/25/2017	11.5	N/A	238	N/A	>35	20"	0	0	0	298521	3680.8
8/12/2017	12.0	N/A	231	N/A	>300	N/A	30	25	4	318771	4094.2
8/17/2017	12.0	N/A	N/A	N/A	N/A	N/A	N/A	N/A	N/A	320227	4122.0
11/18/2017	13.0	118	180	N/A	>350	25	22	32	N/A	321137	N/A
12/1/2017	13.0	137	174	N/A	N/A	30"	20	0	0	325078	N/A
12/15/2017	14.0	185	134	N/A	>350	28"	N/A	N/A	N/A	331315	N/A
1/10/2017	13.5	76	178	N/A	N/A	10"	35	35	12	331347	1.8
1/24/2018	9.0	70	152	N/A	>300	10"	40	40	9	338535	60
1/31/2018	9.0	130	150	N/A	N/A	11"	20	0	0	345390	220.9
2/6/2018	10.0	80	106	66	>350*	15"	20	0	0	346701	243.7
2/21/2018	N/A	N/A	N/A	N/A	N/A	N/A	N/A	N/A	N/A	355562	428.3
3/15/2018	7.0	78	100	N/A	N/A	N/A	N/A	N/A	0	355983	431.2
3/21/2018	7.0	90	110	74	>350*	30	42	40	0	362144	577.8
3/26/2018	7.0	100	120	82	>350*	30	3	30	0	367670	599.4
4/3/2018	6.0	88	110	74	>350*	15"	28	30	0	381189	889.6
4/5/2018	7.0	88	114	74	N/A	10"	N/A	N/A	0	383335	914.5
4/10/2018	12.0	74	118	70	>350*	24"	30	30	12	389631	1033.6
4/17/2018	11.5	92	138	76	>350*	22"	26	38	5	398612	1201.3
5/1/2018	12.0	110	145	94	>350*	30	30	30	6	414008	1532.7
5/7/2018	12.0	110	160	94	>350*	28	30	30	6	417762	1656.8
5/14/2018	10.0	110	140	94	>350*	25	30	35	5	421275	1781.4
5/23/2018	12.0	120	156	104	>350*	35	30	40	7	422496	1824.9
5/29/2018	12.0	118	150	100	>350*	35	30	26	9	426115	1880.4
5/31/2018	12.0	110	154	92	>350*	30	30	30	8	427992	1922.2
6/11/2018	12.0	115	165	100	>350*	25	30	27	8	438435	2184.8
6/18/2018	12.0	130	162	117	>350*	25	30	35	10	441898	2351.6
7/2/2018	12.0	140	155	120	>350*	35	27	27	9	448617	2886.2
7/9/2018	12.00	130	180	116	>350*	30	30	30	23	451529	2891.5
7/16/2018	10.00	120	158	100	>350*	35	30	30	6	453546	2971.6
7/25/2018	12.00	118	146	102	>350*	35	30	30	10	455022	3044.7
8/6/2018	12.00	130	164	112	>350*	42	30	30	10	469718	3329.3
8/16/2018	12.00	128	170	112	>350*	20	30	30	10	478234	3563.3
8/29/2018	12.00	125	176	110	>350*	25	30	30	10	487582	3850.5
9/10/2018	7.00	104	132	80	>350*	35	14.4	N/A	5	494839	4132.1
9/13/2018	7.00	120	140	80	N/A	N/A	N/A	N/A	N/A	495417	4134.9
9/17/2018	7.00	112	140	85	>350*	25	30	30	11	495928	4148.3
9/27/2018	10.00	106	146	84	>350*	25	30	30	8	507504	4391.3

N/A: not analyzed

*: Reading is approximate

TABLE 4
REMEDIATION SYSTEM ANALYTICAL DATA
FORMER ROSEMERGY'S CONVENIENT STORE
1623 ROUTE 590
HAWLEY, PA
11-17788-03

Sample ID (Depth)	Sampling Date	VOLATILE ORGANIC COMPOUNDS								
		1,3,5-Trimethylbenzene	1,2,4-Trimethylbenzene	Benzene	Toluene	Ethylbenzene	Xylenes (total)	Isopropylbenzene	Methyl tert-butyl ether	Naphthalene
Statewide Health Standards*		13	15	5	1,000	700	10,000	840	20	100
Influent Treatment System	4/20/2016	187	630	566	734	494	1980	87	7	204
	1/30/2017	36	78	109	133	49	338	<5	<5	19
	2/24/2017	33	112	121	192	49.4	285	6.3	<1	79
	3/22/2017	31	75	34	60	12	180	<5	<5	41
	4/27/2017	19	43	23	39	7.8	97	1.5	<1	27
	5/23/2017	7.4	14	8.3	13	2.1	32	<1	<1	7.2
	7/25/2017	6.7	22	24	39	9.5	72	<5	<5	24
	8/12/2017	28	65	19	33	13	138	5.6	<1	16
	1/17/2018	1.08	3.62	5.78	6.62	2.03	11.2	<1	<1	1.93
	3/15/2018	30.2	121	75.8	111	82.4	352	10	<5	85.2
	4/10/2018	3.69	15.3	17.8	31.3	8.85	54.2	<1	1.19	29.7
	5/29/2018	1.96	8.48	8.27	13.6	5.51	28.8	<1	<1	12.9
	6/18/2018	<1	<1	<1	<1	<1	<2	<1	<1	<1
	7/19/2018	<1	<1	<1	<1	<1	<2	<1	<1	<1
	8/16/2018	<1	<1	<1	<1	<1	<2	<1	<1	<1
	9/27/2018	<1	1.38	1.23	2.13	1.17	7.76	<1	<1	3.74
Between Carbon	1/30/2017	37	47	51.9	58.7	19.9	226	2.18	<1	6.22
	2/24/2017	<1	<1	<1	<1	<1	<2	<1	<1	1.4
	3/22/2017	<1	<1	<1	<1	<1	<2	<1	<1	<1
	4/27/2017	<1	<1	<1	<1	<1	<2	<1	<1	<1
	5/23/2017	<1	<1	<1	<1	<1	<2	<1	<1	<1
	7/25/2017	1	1.7	1.3	2	<1	7.5	<1	<1	<1
	8/12/2017	3.4	2.5	<1	<1	<1	9.2	<1	<1	<1
	1/17/2018	<1	<1	<1	<1	<1	<2	<1	<1	<1
	3/15/2018	34.2	108	86.4	105	86	327	9.64	1.33	75
	4/10/2018	3.42	12	15.2	23.5	5.5	45.4	<1	1.17	21.8
	5/29/2018	2.62	10.1	9.66	15.8	5.81	34.7	<1	1.02	14.2
	6/18/2018	<1	<1	<1	<1	<1	<2	<1	<1	<1
	6/18/2018	<1	<1	<1	<1	<1	<2	<1	<1	<1
	7/19/2018	<1	<1	<1	<1	<1	<2	<1	<1	<1
	8/16/2018	<1	<1	<1	<1	<1	<2	<1	<1	<1
	9/27/2018	<1	<1	<1	<1	<1	<2	<1	<1	<1
Effluent Treatment System	4/20/2016	<1	<1	<1	<1	<1	<2	<1	<1	<1
	1/30/2017	<1	<1	<1	<1	<1	<2	<1	<1	<1
	2/24/2017	<1	<1	<1	<1	<1	<2	<1	<1	<1
	3/22/2017	<1	<1	<1	<1	<1	<2	<1	<1	<1
	4/27/2017	<1	<1	<1	<1	<1	<2	<1	<1	<1
	5/23/2017	<1	<1	<1	<1	<1	<2	<1	<1	<1
	7/25/2017	<1	<1	<1	<1	<1	<2	<1	<1	<1
	8/12/2017	<1	<1	<1	<1	<1	<2	<1	<1	<1
	1/17/2018	<1	<1	<1	<1	<1	<2	<1	<1	<1
	3/15/2018	<1	1.67	1.11	1.5	1.04	4.77	<1	<1	1.16
	4/10/2018	<1	<1	<1	<1	<1	<2	<1	<1	<1
	5/29/2018	<1	<1	<1	<1	<1	<2	<1	<1	<1
	6/18/2018	<1	<1	<1	<1	<1	<2	<1	<1	<1
	7/19/2018	<1	<1	<1	<1	<1	<2	<1	<1	<1
	8/16/2018	<1	<1	<1	<1	<1	<2	<1	<1	<1
	9/27/2018	<1	<1	<1	<1	<1	<2	<1	<1	<1

Note:

All concentrations in micrograms per liter (ug/L)

Matrix: Groundwater

*Residential Ground water Used Aquifers <2,500 TDS

TABLE 5
INFLUENT SOIL GAS SAMPLE RESULTS
FORMER ROSEMERGY'S CONVENIENT STORE
1623 ROUTE 590, HAWLEY, PA
11-17788-03

Sample	Sampling Date	VOLATILE ORGANIC COMPOUNDS												
		Benzene	EDB	EDC	Ethyl-benzene	Cumene	MTBE	Naphthalene	Toluene	1,2,4-TMB	1,3,5-TMB	m&p-Xylene	o-Xylenes	Total Hydrocarbon
	7/3/2018	590	<15	<8.1	210	29	<7.2	<10	2200	260	220	1400	540	181,400*

Note:

All concentrations in micrograms per liter (ug/m³)

Matrix = Soil Gas

Cumene = also known as Isopropylbenzene

MTBE = Methyl ter-Butyl Ether

1,2,4-TMB = 1,2,4-Trimethylbenzene

1,3,5-TMB = 1,3,5-Trimethylbenzene

EDB: 1,2-Dibromoethane

EDC: 1,2-Dichloroethane

ND: constituent not detected above reporting limit.

NA: Not analyzed

*Value is cumulative of C-5 through C-12 reported in Con-Test Data.

TABLE 6
TREATMENT CELL WATER LEVELS
FORMER ROSEMERGY'S CONVENIENT STORE
1623 ROUTE 590, HAWLEY PA
11-17788-03

Date	Piezometer 1	Piezometer 2	Piezometer 3	MW-2	MW-3	MW-5R	MW-7	MW-12	MW-15
5/24/2016	1295.15	1294.97	1294.61	1295.6	1295.28	1295.06	1291.75	N/A	N/A
5/24/2016	1294.62	1294.5	1294.34	1295.52	1295.16	1294.78	1291.73	N/A	N/A
9/13/2016	1292.38	1292.43	N/A	1292.51	1292.3	1292.89	1287.91	N/A	N/A
9/21/2016	N/A	N/A	N/A	1292.92	1294.64	1293.04	1287.51	N/A	N/A
12/8/2016	N/A	N/A	N/A	1295.22	1297.16	1295.3	1287.68	N/A	N/A
1/4/2017	1297.09	1293.84	1292.65	1295.11	1295.86	1294.51	1288.76	N/A	N/A
1/9/2017	1295.78	1294.09	1292.6	1295.25	1295.22	1294.66	1289.43	N/A	N/A
1/11/2017	1295.85	1293.78	1292.74	1295.37	1295.09	1294.61	1295.58	N/A	N/A
1/16/2017	1295.41	1292.33	1291.62	1294.68	1295.16	1293.73	1289	N/A	N/A
1/23/2017	1295.32	1292.7	1292.25	1294.99	1295.41	1293.7	1289.58	N/A	N/A
1/30/2017	1296.21	1294.79	1293.17	1295.92	1295.61	1295.34	1290.68	N/A	N/A
2/8/2017	1295.33	1290.99	1292.21	1294.35	1295.01	1293.47	1289.88	N/A	N/A
2/23/2017	1297.18	1291.48	1293.22	1293.74	1295.53	1294.69	1290.24	N/A	N/A
2/24/2017	1297.48	1294.69	1293.42	1295.8	1295.71	1295.59	1290.67	N/A	N/A
3/2/2017	1296.46	1292.8	1293.23	1295.68	1295.64	1294.48	1290.29	N/A	N/A
3/21/2017	N/A	1292.62	1292.45	1295.03	N/A	1293.74	1290.08	N/A	N/A
3/28/2017	N/A	1294.19	1293.77	1296.75	N/A	1295.77	1291.71	N/A	N/A
4/11/2017	1296.77	1299.9	1300.35	1299.67	1296.12	1299.36	1298.58	N/A	N/A
4/17/2017	1296.58	1296.29	1296.51	1296.7	1295.71	1296.35	1293.68	N/A	N/A
4/27/2017	1295.98	1296.29	1296.51	1296.7	1295.60	1296.35	1293.68	N/A	N/A
5/12/2017	1295.45	1292.91	1293.06	1295.55	1295.14	1294.33	1291.18	N/A	N/A
5/23/2017	1295.20	1292.22	1292.75	1295.09	1294.91	1294.03	1290.72	N/A	N/A
6/7/2017	1296.32	1292.21	1292.76	1294.88	1295.55	1293.82	1290.76	N/A	N/A
7/12/2017	1296.28	1292.66	1292.82	1295.29	1295.12	1294.28	1290.58	N/A	N/A
7/25/2017	1297.06	1294.82	1293.71	1295.73	1296.09	1295.24	1290.51	N/A	N/A
8/12/2017	1296.79	1293.31	1292.79	1296.39	1295.17	1295.51	1290.08	N/A	N/A
9/6/2017	N/A	N/A	N/A	1294.99	1295.55	1294.15	1288.36	N/A	N/A
11/18/2017	1295.11	1293.65	1292.35	1296.95	1294.53	1296.14	N/A	N/A	N/A
11/30/2017	1293.96	1293.17	1291.90	1294.43	1294.18	1294.12	1288.94	N/A	N/A
12/1/2017	1293.94	1292.70	1291.81	N/A	1293.63	N/A	1287.98	N/A	N/A
12/15/2017	1292.81	1291.89	1291.07	1293.11	1293.49	1292.50	1288.46	N/A	N/A
1/31/2018	1294.15	1293.90	1293.20	1294.93	1295.17	1294.16	1290.85	N/A	N/A
2/6/2018	1294.44	1294.18	N/A	N/A	1293.88	1294.51	N/A	N/A	N/A
2/21/2018	1297.62	1297.17	1296.23	1297.69	1296.96	1297.18	1293.25	N/A	N/A
3/12/2018	N/A	1296.60	1296.22	1296.84	N/A	1296.65	N/A	N/A	N/A
3/15/2018	1297.56	1297.40	1296.38	1297.94	N/A	1297.20	N/A	N/A	N/A
3/21/2018	N/A	1294.89	1294.91	1296.24	1296.01	1295.61	1292.71	1292.45	1294.47
3/26/2018	N/A	1293.79	1294.23	1295.82	1296.02	1294.87	1292.34	1293.93	1294.34
4/3/2018	1294.52	1295.39	1295.24	1296.08	1296.39	1294.87	1292.91	1293.94	1295.02
4/5/2018	1294.50	1294.88	1295.53	1296.38	1296.02	1295.55	1293.28	1294.08	1294.96
4/10/2018	1294.26	1294.07	1294.55	1295.60	1295.28	1294.51	1292.48	1293.84	1294.5
4/17/2018	1294.46	1295.50	1295.36	1296.21	1296.05	1295.48	1292.56	1294.14	1294.78
5/1/2018	1294.25	1294.41	1294.53	1295.50	1295.31	1294.45	1291.90	1293.9	1294.27
5/7/2018	1293.44	1294.98	1295.22	1295.49	1295.71	1294.58	1292.04	1293.87	1294.42
5/23/2018	1295.79	1296.64	1296.16	1296.86	1296.39	1296.60	1293.81	NA	NA
5/29/2018	1294.45	1294.67	NA	1296.14	1295.49	1295.37	1293.03	1294.7	1292.01
5/31/2018	1294.45	1294.06	1294.39	1295.60	1295.07	1294.66	1292.17	1294.68	1291.68
6/11/2018	1294.17	1293.14	1292.93	1294.54	1294.33	1293.47	1290.36	1294.78	1290.26
6/18/2018	1293.57	1292.58	1292.14	1293.96	1293.79	1293.24	1289.86	1294	1289.58
7/2/2018	1293.09	1292.39	1291.66	1293.29	1293.41	1292.81	1288.96	1293.65	1288.8
7/9/2018	1292.50	1291.62	1291.17	1292.75	1292.70	1292.10	1288.61	1291.76	1288.3
7/16/2018	1292.53	1291.8	1290.96	1292.8	1292.87	1292.48	1288.6	1291.72	1288.01
7/25/2018	1295.05	1294.56	1294.14	1295.57	1294.53	1295.45	1288.77	1293.15	1288.36
8/6/2018	1294.72	1294.72	1293.4	1295.71	1295.53	1294.53	1289.46	1294.98	1290.59
8/16/2018	1294.3	1293.9	1292.65	1294.8	1295.02	1293.77	1289.82	1294.18	1289.76
8/29/2018	1293.93	1293	1292.18	1294.09	1294.16	1293.14	1289.33	1293.76	1288.94
9/10/2018	1294.18	1294.08	1292.26	1294.44	1294.83	1293.72	1289.34	1294.21	1289.08
9/13/2018	1295.24	1294.58	1292.46	1294.6	1294.99	1293.95	1289.57	1294.33	1289.15
9/17/2018	1294.77	1294.23	1292.41	1294.53	1295.09	1293.89	1289.55	1294.43	1289.21
9/27/2018	1294.5	1294.92	1294.31	1296.04	1295.85	1294.96	1291.78	1295.16	1291.11

TABLE 7
WELL HEAD VACUUM WITH SYSTEM RUNNING
FORMER ROSEMERGY'S CONVENIENT STORE
1623 ROUTE 590, HAWLEY PA
11-17788-03

Date	DPE-1	DPE-2	DPE-3	DPE-4	DPE-5	DPE-6	DPE-7	DPE-8	MW-1R	MW-4
01/04/17	>100	>100	N/A	82	97	>100	42	80	>100	N/A
01/11/17	64	76	N/A	78	64	80	40	80	84	N/A
01/16/17	82	76	N/A	80	68	66	8	74	66	N/A
01/23/17	84	92	N/A	96	76	2	10	10	80	N/A
01/30/17	78	100	N/A	NS	80	2	NS	96	4	N/A
02/08/17	88	90	N/A	85	96	0	8	85	0	N/A
02/23/17	90	92	N/A	>100	78	82	58	>100	>100	N/A
02/24/17	76	80	N/A	84	56	74	NS	98	92	N/A
03/02/17	94	85	N/A	94	73	88	10	90	98	N/A
03/21/17	95	94	N/A	NS	84	88	NS	NS	>100	N/A
03/28/17	92	94	N/A	96	82	92	45	110	107	N/A
4/11/2017	NS	NS	N/A	NS	NS	NS	NS	NS	NS	N/A
4/17/2017	58	74	N/A	92	64	72	22	92	77	N/A
4/27/2017	90	>100	N/A	>100	74	84	12	98	>100	N/A
5/12/2017	88	98	N/A	98	58	86	70	98	96	N/A
5/23/2017	82	92	N/A	87	68	86	84	85	92	N/A
6/7/2017	>100	>100	N/A	>100	92	>100	>100	96	>100	N/A
7/12/2017	76	78	N/A	88	72	80	90	84	98	N/A
7/19/2017	64	74	N/A	77	65	63	74	72	78	N/A
7/25/2017	>100	>100	N/A	>100	>100	>100	>100	>100	>100	N/A
8/12/2017	45	115	N/A	123	105	110	120	105	130	N/A
11/18/2017	48	54	21	24	33	56	24	8	72	19
12/1/2017	N/A	45	N/A	N/A	N/A	45	30	5	55	4
12/15/2017	N/A	35	3.5	8	N/A	44	18	10	40	15
12/27/2017	NA~	NA~	NA~	NA~	NA~	NA~	NA~	NA~	NA~	NA~
1/10/2017	NA^	NA^	NA^	NA^	NA^	NA^	NA^	NA^	NA^	NA^
1/24/2018	NA ¹	NA ¹	NA ¹	NA ¹	NA ¹	NA ¹	NA ¹	NA ¹	NA ¹	NA ¹
1/31/2018	system running but vac readings not collected used wrong system check sheet									
2/6/2018	system running but vac readings not collected used wrong system check sheet									
2/21/2018	NA~	NA~	NA~	NA~	NA~	NA~	NA~	NA~	NA~	NA~
3/15/2018	15	30	NA^	0	N/A*	NA^	NA^	NA^	5	NA^
3/21/2018	12	50	NA^	0	30	NA^	0	0	50	0
3/26/2018	40	56	NP	12	36	0	12	NA^	50	W
4/3/2018	35	47	NP	15	15	35	25	4	40	15
4/5/2018	>10 ¹	>10 ¹	NP	>10 ¹	>10 ¹	1 ¹	>10 ¹	2 ¹	>10 ¹	4 ¹
4/10/2018	>50	>50	NP	>50	25	1	36	1	>50	22
4/17/2018	55 ¹	85 ¹	15 ¹	35 ¹	45 ¹	0 ¹	45 ¹	0 ¹	85 ¹	30 ¹
5/1/2018	65	70	7	0	25	0	45	0	85	20
5/7/2018	60 ¹	80 ¹	10 ¹	20 ¹	25 ¹	0 ¹	40 ¹	0 ¹	85 ¹	25 ¹
5/14/2018	55 ¹	65 ¹	8 ¹	7 ¹	20 ¹	0 ¹	40 ¹	0 ¹	65 ¹	25 ¹
5/23/2018	NA	NA	7 ¹	25 ¹	NA	NA	50 ¹	10 ¹	NA	15 ¹
5/29/2018	30 ¹	65 ¹	10 ¹	40 ¹	35 ¹	0 ¹	40 ¹	0 ¹	15 ¹	25 ¹
5/31/2018	60 ¹	70 ¹	10 ¹	20 ¹	55 ¹	0 ¹	40 ¹	0 ¹	60 ¹	20 ¹
6/11/2018	70	50	10	20	30	6	40	0	75	20
6/18/2018	65	70	10	27	50	45	50	2	65	25
7/2/2018	65	70	10	27	55	50	55	0	70	30
7/9/2018	75	70	12	23	45	35	50	0	75	25
7/12/2018	75	70	10	45	45	40	35	0	70	15
7/25/2018	50 ¹	45 ¹	7 ¹	30 ¹	35 ¹	0 ¹	40 ¹	0	35 ¹	10 ¹
8/6/2018	50	70	13	50	45	55	50	0	60	10
8/16/2018	60	75	10	40	55	60	50	0	60	12
8/29/2018	55	60	8	40	45	50	35	0	65	10
9/27/2018	55	65	7	45	40	50	45	0	60	10

Notes:

NA - Not measured (^ wells were not accessible due to snow, * vault filled with water, ~ system not running, ¹ system restarted during visit).

W : Well extracting water but not vacuum at time reading was attempted

Units: inches of water

NP: No Vacuum Port

4/5/2018: Magnehelic gauge that measures a maximum of 150 malfunctioning, used gauge that measured a maximum of 10

4/3 and 10/2018: Magnehelic gauge that measures a maximum of 150 malfunctioning, used gauge that measured a maximum of 50

5/23/2018: Only one leg running in order to dewater the treatment cell after it was idle for one week.

TABLE 8
VACUUM READINGS WITH SYSTEM RUNNING
FORMER ROSEMERGY'S CONVENIENT STORE
1623 ROUTE 590, HAWLEY, PA
11-17788-03

Date	P-1	P-2	P-3	MW-2	MW-3	MW-5R	MW-7
03/28/17	NM	0.7	3.1	AS	NM	AS	0
4/27/2017	AS	1.3	0	0	AS	AS	0
5/12/2017	0	1.6	0	0	0	0.8	0
5/23/2017	0	1.6	0	0	0	0	0
6/7/2017	AS	1.8	0	0.1	AS	AS	0
7/12/2017*	AS	0	0	0	0	AS	0
7/25/2017	0.4	0.2	0.5	0	0	0.6	0.4
8/12/2017	NM	NM	NM	NM	NM	NM	NM
11/18/2017	NM	NM	NM	NM	NM	NM	NM
12/1/2017	NM	NM	NM	NM	NM	NM	NM
12/15/2017	NM	NM	NM	NM	NM	NM	NM
12/27/2017	NM	NM	NM	NM	NM	NM	NM
1/10/2017	NA^	NA^	NA^	NA^	NA^	NA^	NA^
1/24/2018	NA ¹	NA ¹	NA ¹	NA ¹	NA ¹	NA ¹	NA ¹
1/31/2018	System running but vacuum readings not collected						
2/6/2018	System running but vacuum readings not collected						
2/21/2018	NA~	NA~	NA~	NA~	NA~	NA~	NA~
3/15/2018	AS	AS	NM	AS	NM	AS	NM
3/21/2018	NA^	0	0	0	AS	0	0
3/26/2018	NA^	0	0	0	AS	0	0
4/3/2018	0	0	0	0	AS	0	0
4/5/2018	0 ¹	0 ¹	0 ¹	0 ¹	AS	0 ¹	0 ¹
4/10/2018	0.2	0	0	0	0	0	0
4/17/2018	0.2 ¹	0 ¹	0 ¹	0 ¹	AS	0 ¹	0 ¹
5/1/2018	0.2	0	0	0	0	0	0
5/7/2018	0 ¹	0 ¹	0 ¹	0 ¹	0 ¹	0 ¹	0 ¹
5/14/2018	NA ¹	NA ¹	NA ¹	NA ¹	NA ¹	NA ¹	NA ¹
5/23/2018	0 ¹	0 ¹	0 ¹	0 ¹	0 ¹	0 ¹	0 ¹
5/29/2018	0.2 ¹	0 ¹	0 ¹	0 ¹	0 ¹	0 ¹	0 ¹
6/11/2018	0.2	0	0	0	0	0	0
6/18/2018	0.2	0	0	0	0	0	0
7/2/2018	0.2	0	0	0	0	0	0
7/9/2018	0.2	0	0	0	0	0	0
7/16/2018	0.2	0	0	0	0	0	0
7/25/2018	0.2	0	0	0	0	0	0
8/6/2018	0.2	0	0	0	0	0	0
8/16/2018	0.2	0	0	0	0	0	0
9/27/2018	0.2	0	0	0	0	0	0

Vacuum Readings in inches of water (IWC)

NM - Not measured, wells were not accessible.

AS - Water level is very near to or above screened interval.

* System not running prior to measurements

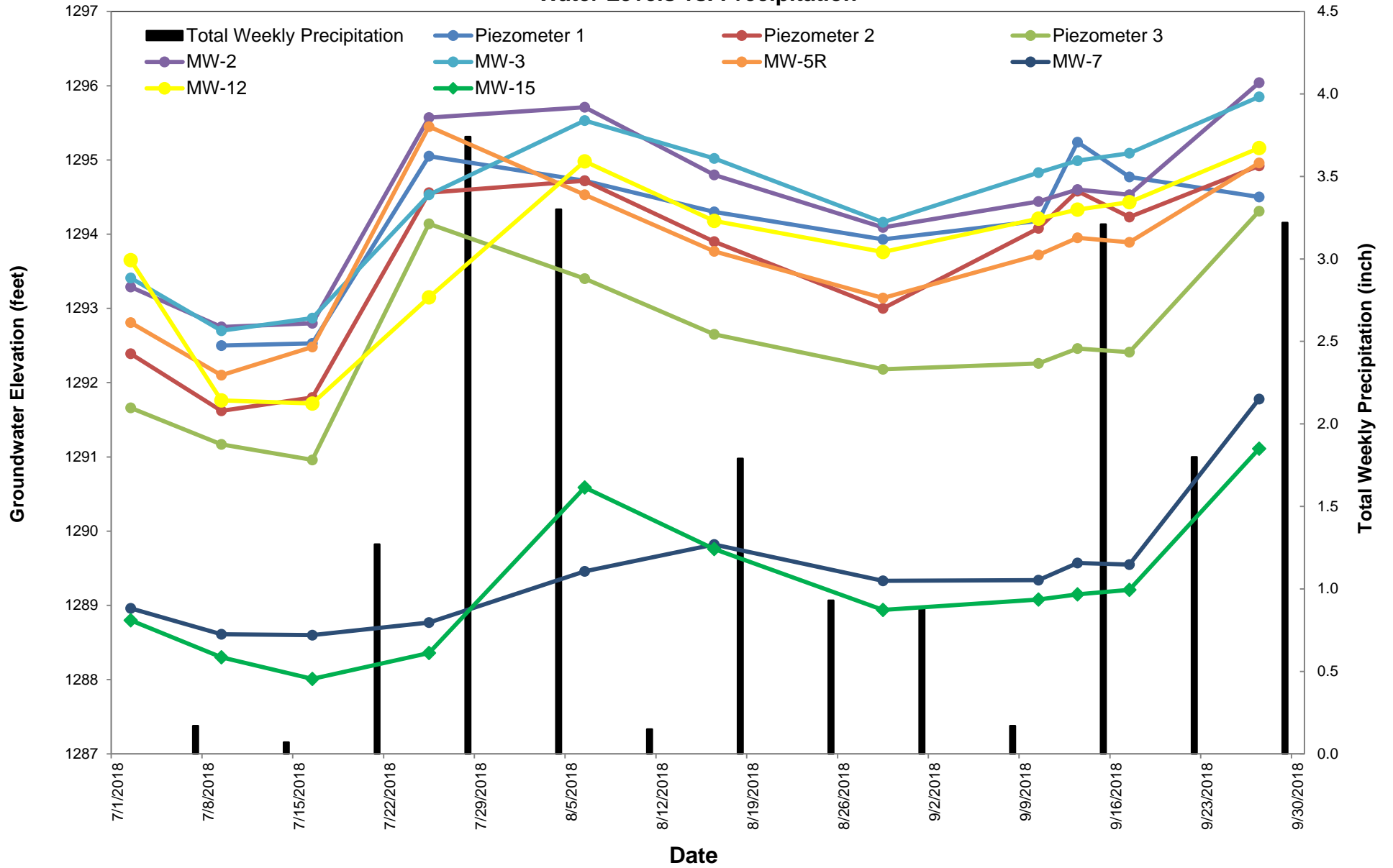
Units: inches of water

NA - Not measured (^ wells were not accessible due to snow, * vault filled with water,

~ system not running, ¹ system restarted during visit).

APPENDIX C

Water Levels vs. Precipitation



APPENDIX D

July 16, 2018

Mary Feerrar
Converse Consultants
2738 West College Avenue
State College, PA 16801

Project Location: Rosemergy, PA
Client Job Number:
Project Number: 11-17788-03
Laboratory Work Order Number: 18G0269

Enclosed are results of analyses for samples received by the laboratory on July 9, 2018. If you have any questions concerning this report, please feel free to contact me.

Sincerely,

A handwritten signature in black ink, appearing to read "Aaron L. Benoit", with a horizontal line extending to the right.

Aaron L. Benoit
Project Manager

Table of Contents

Sample Summary	3
Case Narrative	4
Sample Results	5
Sample Preparation Information	7
QC Data	8
Air Petroleum Hydrocarbons Analyses	8
B207777	8
Air Toxics by EPA Compendium Methods	9
B208003	9
Flag/Qualifier Summary	10
Internal standard Area & RT Summary	11
Continuing Calibration Check	12
Certifications	13
Chain of Custody/Sample Receipt	14

39 Spruce Street * East Longmeadow, MA 01028 * FAX 413/525-6405 * TEL. 413/525-2332

Converse Consultants
2738 West College Avenue
State College, PA 16801
ATTN: Mary Feerrar

REPORT DATE: 7/16/2018

PURCHASE ORDER NUMBER:

PROJECT NUMBER: 11-17788-03

ANALYTICAL SUMMARY

WORK ORDER NUMBER: 18G0269

The results of analyses performed on the following samples submitted to the CON-TEST Analytical Laboratory are found in this report.

PROJECT LOCATION: Rosemergy, PA

FIELD SAMPLE #	LAB ID:	MATRIX	SAMPLE DESCRIPTION	TEST	SUB LAB
Influent	18G0269-01	Soil Gas		EPA TO-15 MADEP APH rev 1	

CASE NARRATIVE SUMMARY

All reported results are within defined laboratory quality control objectives unless listed below or otherwise qualified in this report.

EPA TO-15**Qualifications:****RL-11**

Elevated reporting limit due to high concentration of target compounds.

Analyte & Samples(s) Qualified:

18G0269-01[Influent]

MADEP APH rev 1**Qualifications:****E**

Reported result is estimated. Value reported over verified calibration range.

Analyte & Samples(s) Qualified:**C5-C8 Aliphatics**

B207777-DUP1

RL-11

Elevated reporting limit due to high concentration of target compounds.

Analyte & Samples(s) Qualified:

18G0269-01[Influent]

MADEP APH rev 1

No significant modifications were made to the APH method.

All performance/acceptance standards for required QA/QC procedures were achieved unless otherwise indicated in this case narrative.

The results of analyses reported only relate to samples submitted to the Con-Test Analytical Laboratory for testing.

I certify that the analyses listed above, unless specifically listed as subcontracted, if any, were performed under my direction according to the approved methodologies listed in this document, and that based upon my inquiry of those individuals immediately responsible for obtaining the information, the material contained in this report is, to the best of my knowledge and belief, accurate and complete.



Lisa A. Worthington
Project Manager

39 Spruce Street * East Longmeadow, MA 01028 * FAX 413/525-6405 * TEL. 413/525-2332

ANALYTICAL RESULTS

Project Location: Rosemergy, PA
Date Received: 7/9/2018
Field Sample #: Influent
Sample ID: 18G0269-01
Sample Matrix: Soil Gas
Sampled: 7/2/2018 13:28

Sample Description/Location:
Sub Description/Location:
Canister ID: 1165
Canister Size: 6 liter
Flow Controller ID: 4005
Sample Type: Grab

Work Order: 18G0269
Initial Vacuum(in Hg): -25
Final Vacuum(in Hg): -3
Receipt Vacuum(in Hg): -1.8
Flow Controller Type: Fixed-Orifice
Flow Controller Calibration
RPD Pre and Post-Sampling: <20%

EPA TO-15

Sample Flags: RL-11

Sample Flags: RL-11

Analyte	ppbv		Flag/Qual	ug/m3		Dilution	Date/Time		Analyst
	Results	RL		Results	RL		Analyzed		
Benzene	180	2.0		590	6.4	40	7/16/18 13:21	BRF	
1,2-Dibromoethane (EDB)	ND	2.0		ND	15	40	7/16/18 13:21	BRF	
1,2-Dichloroethane	ND	2.0		ND	8.1	40	7/16/18 13:21	BRF	
Ethylbenzene	49	2.0		210	8.7	40	7/16/18 13:21	BRF	
Isopropylbenzene (Cumene)	6.0	5.1		29	25	40	7/16/18 13:21	BRF	
Methyl tert-Butyl Ether (MTBE)	ND	2.0		ND	7.2	40	7/16/18 13:21	BRF	
Naphthalene	ND	2.0		ND	10	40	7/16/18 13:21	BRF	
Toluene	580	2.0		2200	7.5	40	7/16/18 13:21	BRF	
1,2,4-Trimethylbenzene	53	2.0		260	9.8	40	7/16/18 13:21	BRF	
1,3,5-Trimethylbenzene	45	2.0		220	9.8	40	7/16/18 13:21	BRF	
m&p-Xylene	320	4.0		1400	17	40	7/16/18 13:21	BRF	
o-Xylene	120	2.0		540	8.7	40	7/16/18 13:21	BRF	

Surrogates	% Recovery	% REC Limits	
4-Bromofluorobenzene (1)	101	70-130	7/16/18 13:21
4-Bromofluorobenzene (2)	108	70-130	7/16/18 13:21

39 Spruce Street * East Longmeadow, MA 01028 * FAX 413/525-6405 * TEL. 413/525-2332

ANALYTICAL RESULTS

Project Location: Rosemergy, PA

Date Received: 7/9/2018

Field Sample #: Influent

Sample ID: 18G0269-01

Sample Matrix: Soil Gas

Sampled: 7/2/2018 13:28

Sample Description/Location:

Sub Description/Location:

Canister ID: 1165

Canister Size: 6 liter

Flow Controller ID: 4005

Sample Type: Grab

Work Order: 18G0269

Initial Vacuum(in Hg): -25

Final Vacuum(in Hg): -3

Receipt Vacuum(in Hg): -1.8

Flow Controller Type: Fixed-Orifice

Flow Controller Calibration

RPD Pre and Post-Sampling: <20%

MADEP APH rev 1

Analyte	ppbv			ug/m3		Date/Time		
	Results	RL	Flag/Qual	Results	RL	Dilution	Analyzed	Analyst
C5-C8 Aliphatics				170000	2600	300	7/11/18 17:18	BRF
C9-C10 Aromatics				2400	380	40	7/11/18 16:02	BRF
C9-C12 Aliphatics				9000	530	40	7/11/18 16:02	BRF

Surrogates	% Recovery	% REC Limits	
4-Bromofluorobenzene (4)	105	70-130	7/11/18 16:02
4-Bromofluorobenzene (4)	90.9	70-130	7/11/18 17:18

39 Spruce Street * East Longmeadow, MA 01028 * FAX 413/525-6405 * TEL. 413/525-2332

Sample Extraction Data

Prep Method: TO-15 Prep-EPA TO-15

Lab Number [Field ID]	Batch	Pressure Dilution	Pre Dilution	Pre-Dil Initial mL	Pre-Dil Final mL	Default Injection mL	Actual Injection mL	Date
18G0269-01 [Influent]	B208003	1.5	1	N/A	1000	400	15	07/15/18

Prep Method: TO-15 Prep-MADEPAPH rev 1

Lab Number [Field ID]	Batch	Pressure Dilution	Pre Dilution	Pre-Dil Initial mL	Pre-Dil Final mL	Default Injection mL	Actual Injection mL	Date
18G0269-01 [Influent]	B207777	1.5	1	N/A	1000	400	15	07/11/18
18G0269-01RE1 [Influent]	B207777	1.5	200	5	1000	400	400	07/11/18

39 Spruce Street * East Longmeadow, MA 01028 * FAX 413/525-6405 * TEL. 413/525-2332

QUALITY CONTROL

Air Petroleum Hydrocarbons Analyses - Quality Control

Analyte	ppbv		ug/m3		Spike Level ppbv	Source Result	%REC	%REC Limits	RPD	RPD Limit	Flag/Qual
	Results	RL	Results	RL							
Batch B207777 - TO-15 Prep											
Blank (B207777-BLK1)					Prepared & Analyzed: 07/11/18						
C5-C8 Aliphatics			ND								
C9-C10 Aromatics			ND								
C9-C12 Aliphatics			ND								
Surrogate: 4-Bromofluorobenzene (4)	7.05				8.00		88.2	70-130			
LCS (B207777-BS1)					Prepared & Analyzed: 07/11/18						
Decane	9.04				9.38		96.3	70-130			
Heptane	7.70				9.38		82.0	70-130			
1,3,5-Trimethylbenzene	8.35				9.38		89.1	70-130			
Surrogate: 4-Bromofluorobenzene (4)	8.48				8.00		106	70-130			
Duplicate (B207777-DUP1)			Source: 18G0269-01		Prepared & Analyzed: 07/11/18						
C5-C8 Aliphatics			180000		160000				7.63	30	E
C9-C10 Aromatics			2800		2400				14.9	30	
C9-C12 Aliphatics			12000		9000				26.0	30	
Surrogate: 4-Bromofluorobenzene (4)	8.29				8.00		104	70-130			

39 Spruce Street * East Longmeadow, MA 01028 * FAX 413/525-6405 * TEL. 413/525-2332

QUALITY CONTROL
Air Toxics by EPA Compendium Methods - Quality Control

Analyte	ppbv		ug/m3		Spike Level ppbv	Source Result	%REC Limits	RPD	RPD Limit	Flag/Qual
	Results	RL	Results	RL						

Batch B208003 - TO-15 Prep
Blank (B208003-BLK1)

Prepared: 07/15/18 Analyzed: 07/16/18

Benzene	ND	0.020
1,2-Dibromoethane (EDB)	ND	0.020
1,2-Dichloroethane	ND	0.020
Ethylbenzene	ND	0.020
Isopropylbenzene (Cumene)	ND	0.051
Methyl tert-Butyl Ether (MTBE)	ND	0.020
Naphthalene	ND	0.020
Toluene	ND	0.020
1,2,4-Trimethylbenzene	ND	0.020
1,3,5-Trimethylbenzene	ND	0.020
m&p-Xylene	ND	0.040
o-Xylene	ND	0.020

Surrogate: 4-Bromofluorobenzene (1)	7.92		8.00		99.1	70-130
Surrogate: 4-Bromofluorobenzene (2)	8.44		8.00		105	70-130

LCS (B208003-BS1)

Prepared & Analyzed: 07/15/18

Benzene	5.45		5.00		109	70-130
1,2-Dibromoethane (EDB)	5.97		5.00		119	70-130
1,2-Dichloroethane	5.61		5.00		112	70-130
Ethylbenzene	5.58		5.00		112	70-130
Isopropylbenzene (Cumene)	1.32		1.27		104	70-130
Methyl tert-Butyl Ether (MTBE)	5.37		5.00		107	70-130
Naphthalene	5.89		5.00		118	70-130
Toluene	5.50		5.00		110	70-130
1,2,4-Trimethylbenzene	6.22		5.00		124	70-130
1,3,5-Trimethylbenzene	5.72		5.00		114	70-130
m&p-Xylene	11.4		10.0		114	70-130
o-Xylene	5.63		5.00		113	70-130

Surrogate: 4-Bromofluorobenzene (1)	8.16		8.00		102	70-130
Surrogate: 4-Bromofluorobenzene (2)	8.05		8.00		101	70-130

39 Spruce Street * East Longmeadow, MA 01028 * FAX 413/525-6405 * TEL. 413/525-2332

FLAG/QUALIFIER SUMMARY

*	QC result is outside of established limits.
†	Wide recovery limits established for difficult compound.
‡	Wide RPD limits established for difficult compound.
#	Data exceeded client recommended or regulatory level
ND	Not Detected
RL	Reporting Limit is at the level of quantitation (LOQ)
DL	Detection Limit is the lower limit of detection determined by the MDL study
MCL	Maximum Contaminant Level
	Percent recoveries and relative percent differences (RPDs) are determined by the software using values in the calculation which have not been rounded.
	No results have been blank subtracted unless specified in the case narrative section.
E	Reported result is estimated. Value reported over verified calibration range.
RL-11	Elevated reporting limit due to high concentration of target compounds.

39 Spruce Street * East Longmeadow, MA 01028 * FAX 413/525-6405 * TEL. 413/525-2332

INTERNAL STANDARD AREA AND RT SUMMARY

MADEPAPH rev 1

Internal Standard	Response	RT	Reference Response	Reference RT	Area %	Area % Limits	RT Diff	RT Diff Limit	Q
Calibration Check (S025139-CCV1)									
Lab File ID: G071106.D					Analyzed: 07/11/18 12:54				
Bromochloromethane (4)	385475	9.276	465791	9.276	83	50 - 200	0.0000	+/-0.50	
1,4-Difluorobenzene (4)	1209653	11.19	1245047	11.184	97	50 - 200	0.0060	+/-0.50	
Chlorobenzene-d5 (4)	774410	16	848319	15.994	91	50 - 200	0.0060	+/-0.50	
LCS (B207777-BS1)									
Lab File ID: G071107.D					Analyzed: 07/11/18 13:31				
Bromochloromethane (4)	382310	9.276	385475	9.276	99	50 - 200	0.0000	+/-0.50	
1,4-Difluorobenzene (4)	1213787	11.191	1209653	11.19	100	50 - 200	0.0010	+/-0.50	
Chlorobenzene-d5 (4)	793561	16.001	774410	16	102	50 - 200	0.0010	+/-0.50	
Blank (B207777-BLK1)									
Lab File ID: G071109.D					Analyzed: 07/11/18 14:49				
Bromochloromethane (4)	370911	9.282	385475	9.276	96	50 - 200	0.0060	+/-0.50	
1,4-Difluorobenzene (4)	1106507	11.19	1209653	11.19	91	50 - 200	0.0000	+/-0.50	
Chlorobenzene-d5 (4)	741208	16	774410	16	96	50 - 200	0.0000	+/-0.50	
Influent (18G0269-01)									
Lab File ID: G071110.D					Analyzed: 07/11/18 16:02				
Bromochloromethane (4)	383289	9.27	385475	9.276	99	50 - 200	-0.0060	+/-0.50	
1,4-Difluorobenzene (4)	1184853	11.184	1209653	11.19	98	50 - 200	-0.0060	+/-0.50	
Chlorobenzene-d5 (4)	880524	15.994	774410	16	114	50 - 200	-0.0060	+/-0.50	
Duplicate (B207777-DUP1)									
Lab File ID: G071111.D					Analyzed: 07/11/18 16:38				
Bromochloromethane (4)	399981	9.276	385475	9.276	104	50 - 200	0.0000	+/-0.50	
1,4-Difluorobenzene (4)	1278171	11.184	1209653	11.19	106	50 - 200	-0.0060	+/-0.50	
Chlorobenzene-d5 (4)	951267	15.994	774410	16	123	50 - 200	-0.0060	+/-0.50	
Influent (18G0269-01RE1)									
Lab File ID: G071112.D					Analyzed: 07/11/18 17:18				
Bromochloromethane (4)	392977	9.276	385475	9.276	102	50 - 200	0.0000	+/-0.50	
1,4-Difluorobenzene (4)	1292517	11.184	1209653	11.19	107	50 - 200	-0.0060	+/-0.50	
Chlorobenzene-d5 (4)	850696	15.994	774410	16	110	50 - 200	-0.0060	+/-0.50	

39 Spruce Street * East Longmeadow, MA 01028 * FAX 413/525-6405 * TEL. 413/525-2332

CONTINUING CALIBRATION CHECK

MADEPAPH rev 1

S025139-CCV1

COMPOUND	TYPE	CONC. (ppbv)		RESPONSE FACTOR			% DIFF / DRIFT	
		STD	CCV	ICAL	CCV	MIN (#)	CCV	LIMIT (#)
C5-C8 Aliphatics (µg/m³)	A	214	178	0.495707	0.4128806	0.05	-16.7	30
C9-C10 Aromatics (µg/m³)	A	236	229	0.1038849	0.1010074	0.05	-2.8	30
C9-C12 Aliphatics (µg/m³)	A	333	342	0.7831438	0.8034071	0.05	2.6	30

Column to be used to flag Response Factor and %Diff/Drift values with an asterisk

* Values outside of QC limits

CERTIFICATIONS

Certified Analyses included in this Report

Analyte	Certifications
<i>EPA TO-15 in Air</i>	
Benzene	AIHA,FL,NJ,NY,VA,ME
1,2-Dibromoethane (EDB)	AIHA,NJ,NY,ME
1,2-Dichloroethane	AIHA,FL,NJ,NY,VA,ME
Ethylbenzene	AIHA,FL,NJ,NY,VA,ME
Isopropylbenzene (Cumene)	AIHA,NJ,NY,ME
Methyl tert-Butyl Ether (MTBE)	AIHA,FL,NJ,NY,VA,ME
Naphthalene	NY,ME
Toluene	AIHA,FL,NJ,NY,VA,ME
1,2,4-Trimethylbenzene	AIHA,NJ,NY,ME
1,3,5-Trimethylbenzene	AIHA,NJ,NY,ME
m&p-Xylene	AIHA,FL,NJ,NY,VA,ME
o-Xylene	AIHA,FL,NJ,NY,VA,ME

MADEP APH rev 1 in Air

Benzene	ME
Ethylbenzene	ME
Methyl tert-Butyl Ether (MTBE)	ME
Toluene	ME
Naphthalene	ME
m&p-Xylene	ME
o-Xylene	ME
C5-C8 Aliphatics	ME
C9-C10 Aromatics	ME
C9-C12 Aliphatics	ME

The CON-TEST Environmental Laboratory operates under the following certifications and accreditations:

Code	Description	Number	Expires
AIHA	AIHA-LAP, LLC - ISO17025:2005	100033	03/1/2020
MA	Massachusetts DEP	M-MA100	06/30/2019
CT	Connecticut Department of Public Health	PH-0567	09/30/2019
NY	New York State Department of Health	10899 NELAP	04/1/2019
NH-S	New Hampshire Environmental Lab	2516 NELAP	02/5/2019
RI	Rhode Island Department of Health	LAO00112	12/30/2018
NC	North Carolina Div. of Water Quality	652	12/31/2018
NJ	New Jersey DEP	MA007 NELAP	06/30/2019
FL	Florida Department of Health	E871027 NELAP	06/30/2019
VT	Vermont Department of Health Lead Laboratory	LL015036	07/30/2019
ME	State of Maine	2011028	06/9/2019
VA	Commonwealth of Virginia	460217	12/14/2018
NH-P	New Hampshire Environmental Lab	2557 NELAP	09/6/2018
VT-DW	Vermont Department of Health Drinking Water	VT-255716	06/12/2019
NC-DW	North Carolina Department of Health	25703	07/31/2018

1 / 1



Volcanic Activity Impacting Service in Areas of Hawaii [...More \(/us/en/service-alerts.page?id=ale](#)

QUICK START ▼



[Home \(/us/en/Home.page?\)](#) > [Tracking \(/us/en/services/tracking.page?\)](#) > Track & Tracking History

Tracking

Tracking Number

Track

[Log in to save this information](#) to
your recently tracked shipments.

Other Trac

New to UPS? [Sign up](#)

1Z939E2W0321347131

Delivered

Delivered On:

Monday, 07/09/2018 at 11:46 A.M.

Left At:

Inside Delivery

Received By:

BLAKE

Proof of Delivery.

What time will your
package be delivered to
your home? Get **FREE**

Notify me with Updates

Continue

Ask UPS

estimated Delivery
Windows on most UPS
packages.

[I am already a UPS My Choice® Member](#)

▼ Shipment Progress

[What's This?](#) 

LOCATION	DATE	LOCAL TIME	ACTIVITY
EAST LONGMEADOW, MA, US	07/09/2018	11:46 A.M.	DELIVERED
W Springfield, MA, United States	07/09/2018	8:28 A.M.	Out For Delivery Today
W Springfield, MA, United States	07/07/2018	10:53 A.M.	Destination Scan
	07/07/2018	1:11 A.M.	Arrival Scan
Chelmsford, MA, United States	07/06/2018	11:34 P.M.	Departure Scan
	07/06/2018	8:37 P.M.	Arrival Scan
Shrewsbury, MA, United States	07/06/2018	7:50 P.M.	Departure Scan
	07/06/2018	7:13 P.M.	Arrival Scan
Harrisburg, PA, United States	07/06/2018	3:57 A.M.	Departure Scan
Harrisburg, PA, United States	07/05/2018	11:52 P.M.	Arrival Scan
State College, PA, United States	07/05/2018	10:02 P.M.	Departure Scan
	07/05/2018	6:34 P.M.	Origin Scan
	07/05/2018	4:06 P.M.	Pickup Scan
United States	07/05/2018	8:48 A.M.	Order Processed: Ready for UPS

▼ Additional Information

Shipment Category:	Package
Shipped/Billed On:	07/05/2018
Weight:	10.00 lbs

 **Customer Service**



39 Spruce St.
East Longmeadow, MA. 01028
P: 413-525-2332
F: 413-525-6405
www.contestlabs.com



con-test®
ANALYTICAL LABORATORY

Doc# 278 Rev 6 2017

**Air Media Sample Receipt Checklist - (Rejection Criteria Listing - Using Acceptance Policy) Any False
Statement will be brought to the attention of the Client - State True or False**

Client Converse Consultants

Received By RUF Date 7/9/18 Time 1140
How were the samples received? In Cooler On Ice No Ice
In Box T Ambient T Melted Ice
Were samples within Temperature Compliance? 2-6°C UA By Gun # Actual Temp -
By Blank # Actual Temp -
Was Custody Seal Intact? UA Were Samples Tampered with? UA
Was COC Relinquished? T Does Chain Agree With Samples? T
Are there any loose caps/valves on any samples? F
Is COC in ink/ Legible? T
Did COC Include all Client T Analysis T Sampler Name T
Pertinent Information? Project T ID's T Collection Dates/Times T
Are Sample Labels filled out and legible? T
Are there Rushes? F Who was notified?
Samples are received within holding time? T
Proper Media Used? T Individually Certified Cans? F
Are there Trip Blanks? F Is there enough Volume? T

Containers:	#	Size	Regulator	Duration	Accessories:			
Summa Cans	1	6L	1	grab	Nut/Ferrule		IC Train	
Tedlar Bags					Tubing			
TO-17 Tubes					T-Connector		Shipping Charges	
Radiello					Syringe			
Pufs/TO-11s					Tedlar			

Can #'s					Reg #'s				
1165					4005				
Unused Media					Pufs/TO-17's				

Comments:



Air Sampling Media Certificate of Analysis

Date Analyzed: 6/6/2018 **Batch #:** 18CC270

Certification Type: *Batch Certified* ☒ *Individual Certified* ☐

Media Type: *Summa Canister* ☒ *Flow Controllers* ☐

Media IDs: BC1165 _____

Note: Two ID's grouped together, for example BC2136/BC3145, represents matched pairs of certified summa canisters and flow controllers.

Units: PPBv

<0.80	Propene	<0.04	Vinyl acetate	<0.02	Dibromchloromethane
<0.02	Dichlorodifluoromethane	<0.20	Hexane	<0.02	1,2-Dibromomethane
<0.04	Chloromethane	<0.02	Ethyl acetate	<0.02	Tetrachloroethylene
<0.02	Freon 114	<0.02	Chloroform	<0.02	Chlorobenzene
<0.02	Vinyl chloride	<0.02	Tetrahydrofuran	<0.02	Ethylbenzene
<0.02	1,3-Butadiene	<0.02	1,2-Dichloroethane	<0.04	m,p-Xylenes
<0.02	Bromomethane	<0.02	1,1,1-Trichloroethane	<0.02	Bromoform
<0.02	Chloroethane	<0.02	Benzene	<0.02	Styrene
<0.08	Acrolein	<0.02	Carbon Tetrachloride	<0.02	o-Xylene
<0.80	Acetone	<0.02	Cyclohexane	<0.02	1,1,2,2-Tetrachloroethane
<0.20	Trichlorofluoromethane	<0.02	1,2-Dichloropropane	<0.02	4-Ethyltoluene
<0.80	Ethanol	<0.02	Bromodichloromethane	<0.02	1,3,5-Trimethylbenzene
<0.02	1,1-Dichloroethylene	<0.02	Trichloroethylene	<0.02	1,2,4-Trimethylbenzene
<0.20	Methylene chloride	<0.02	1,4-Dioxane	<0.02	1,3-Dichlorobenzene
<0.20	Freon 113	<0.02	Methylmethacrylate	<0.02	Benzyl chloride
<0.2	Carbon disulfide	<0.02	Heptane	<0.02	1,4-Dichlorobenzene
<0.02	t-1,2-Dichloroethylene	<0.02	MIBK	<0.02	1,2-Dichlorobenzene
<0.02	1,1-Dichloroethane	<0.02	c-1,3-Dichloropropylene	<0.04	1,2,4-Trichlorobenzene
<0.02	MTBE	<0.02	t-1,3-Dichloropropylene	<0.02	Naphthalene
<0.80	IPA	<0.02	1,1,2-Trichloroethylene	<0.02	Hexachlorobutadiene
<0.20	2-Butanone (MEK)	<0.02	Toluene		
<0.02	c-1,2-Dichloroethylene	<0.02	2-Hexanone (MBK)		

Special Notes: _____

Analyst Initials/Date: BRF 7/16/2018



Air Sampling Media Certificate of Analysis

Date Analyzed: 6/6/2018 **Batch #:** 18CC270

Certification Type: *Batch Certified* ☒ *Individual Certified* ☐

Media Type: *Summa Canister* ☒ *Flow Controllers* ☐

Media IDs: BC1165 _____

Note: Two ID's grouped together, for example BC2136/BC3145, represents matched pairs of certified summa canisters and flow controllers.

Units:

PPBv

RL

<0.08	1,3-Butadiene
<0.08	Methyl tert-butyl Ether
<0.08	Benzene
<0.08	Toluene
<0.08	Ethylbenzene
<0.08	m,p-Xylenes
<0.08	o-Xylene
<0.07	Naphthalene

Ug/M3

RL

<0.17	1,3-Butadiene
<0.27	Methyl tert-butyl Ether
<0.24	Benzene
<0.28	Toluene
<0.33	Ethylbenzene
<0.33	m,p-Xylenes
<0.33	o-Xylene
<0.39	Naphthalene
<3.4	C5 - C8 Aliphatic Range
<5.3	C9 - C12 Aliphatic Range
<3.8	C9 - C10 Aromatic Range

Special Notes: _____

Analyst Initials/Date: BRF 7/16/2018



2019 Ninth Avenue
PO Box 1925
Altoona, PA 16603
(814) 946-4306
NELAP: PA 07-062, VA 460212

89 Kristi Road
Pennssdale, PA 17756
(570) 546-8899
PaDEP: PA 41-04684



www.fairwaylaboratories.com

State Certifications: MD 275, WV 364

Converse
2738 West College Avenue
State College PA, 16801
Project Manager: Mary Feerrar

Project: ROSEMERGY'S
Project Number: 11-17788-03
Collector: CLIENT
Number of Containers: 38

Reported:
08/03/18 14:18

ANALYTICAL REPORT FOR SAMPLES

Sample ID	Laboratory ID	Matrix	Sample Type	Date Sampled	Date Received
MW-1R	8G27137-01	Water	Grab	07/25/18 12:47	07/27/18 13:30
MW-2	8G27137-02	Water	Grab	07/24/18 09:32	07/27/18 13:30
MW-3	8G27137-03	Water	Grab	07/24/18 15:45	07/27/18 13:30
MW-4	8G27137-04	Water	Grab	07/25/18 10:35	07/27/18 13:30
MW-5	8G27137-05	Water	Grab	07/25/18 09:59	07/27/18 13:30
MW-7	8G27137-06	Water	Grab	07/25/18 12:17	07/27/18 13:30
MW-8	8G27137-07	Water	Grab	07/25/18 11:55	07/27/18 13:30
MW-9	8G27137-08	Water	Grab	07/25/18 11:33	07/27/18 13:30
MW-10	8G27137-09	Water	Grab	07/24/18 16:45	07/27/18 13:30
MW-11	8G27137-10	Water	Grab	07/24/18 16:18	07/27/18 13:30
MW-12	8G27137-11	Water	Grab	07/24/18 14:20	07/27/18 13:30
MW-14	8G27137-12	Water	Grab	07/24/18 15:08	07/27/18 13:30
MW-15	8G27137-13	Water	Grab	07/24/18 14:08	07/27/18 13:30
MW-16	8G27137-14	Water	Grab	07/24/18 13:44	07/27/18 13:30
MW-20	8G27137-15	Water	Grab	07/25/18 11:03	07/27/18 13:30
MW-21	8G27137-16	Water	Grab	07/24/18 12:52	07/27/18 13:30
MW-22	8G27137-17	Water	Grab	07/24/18 13:21	07/27/18 13:30
DUP	8G27137-18	Water	Grab	07/24/18 09:35	07/27/18 13:30
GAC	8G27137-19	Water	Grab	07/25/18 12:59	07/27/18 13:30

Refer to receiving document. AI

Fairway Laboratories, Inc.

Reviewed and Submitted by:

Michael P. Tyler
Laboratory Director

Fairway Labs in Altoona, PA is a NELAP (National Environmental Laboratory Accreditation Program) accredited lab, and as such, certifies that all applicable test results meet the requirements of NELAP, unless otherwise stated on the analytical report.

The results in this report apply to the samples analyzed in accordance with the chain of custody document. This analytical report must be reproduced in its entirety.



2019 Ninth Avenue
PO Box 1925
Altoona, PA 16603
(814) 946-4306
NELAP: PA 07-062, VA 460212

89 Kristi Road
Pennsdale, PA 17756
(570) 546-8899
PaDEP: PA 41-04684



State Certifications: MD 275, WV 364

www.fairwaylaboratories.com

Converse

2738 West College Avenue

State College PA, 16801

Project Manager: Mary Feerrar

Project: ROSEMERGY'S

Project Number: 11-17788-03

Collector: CLIENT

Number of Containers: 38

Reported:

08/03/18 14:18

Client Sample ID: MW-1R

Date/Time Sampled: 07/25/18 12:47

Laboratory Sample ID: 8G27137-01 (Water/Grab)

Analyte	Result	MDL	RL	Units	Date / Time Analyzed	Analytical Method	* Analyst	Note
---------	--------	-----	----	-------	----------------------	-------------------	-----------	------

Volatile Organic Compounds by EPA Method 8260B/Prep Method 5030

Q

1,3,5-Trimethylbenzene	70.8		10.0	ug/l	07/31/18 21:59	EPA 8260B	mtc	
1,2,4-Trimethylbenzene	224		10.0	ug/l	07/31/18 21:59	EPA 8260B	mtc	
Benzene	623		10.0	ug/l	07/31/18 21:59	EPA 8260B	mtc	
Toluene	285		10.0	ug/l	07/31/18 21:59	EPA 8260B	mtc	
Ethylbenzene	253		10.0	ug/l	07/31/18 21:59	EPA 8260B	mtc	
Xylenes (total)	1100		20.0	ug/l	07/31/18 21:59	EPA 8260B	mtc	
Isopropylbenzene	24.7		10.0	ug/l	07/31/18 21:59	EPA 8260B	mtc	
Methyl tert-butyl ether	20.3		10.0	ug/l	07/31/18 21:59	EPA 8260B	mtc	
Naphthalene	66.9		10.0	ug/l	07/31/18 21:59	EPA 8260B	mtc	
Surrogate: 4-Bromofluorobenzene	97.8 %		70-130		07/31/18 21:59	EPA 8260B	mtc	
Surrogate: 1,2-Dichloroethane-d4	101 %		70-130		07/31/18 21:59	EPA 8260B	mtc	
Surrogate: Fluorobenzene	99.2 %		70-130		07/31/18 21:59	EPA 8260B	mtc	

Fairway Laboratories, Inc.

Fairway Labs in Altoona, PA is a NELAP (National Environmental Laboratory Accreditation Program) accredited lab, and as such, certifies that all applicable test results meet the requirements of NELAP, unless otherwise stated on the analytical report.

The results in this report apply to the samples analyzed in accordance with the chain of custody document. This analytical report must be reproduced in its entirety.



2019 Ninth Avenue
PO Box 1925
Altoona, PA 16603
(814) 946-4306
NELAP: PA 07-062, VA 460212

89 Kristi Road
Pennsdale, PA 17756
(570) 546-8899
PaDEP: PA 41-04684



State Certifications: MD 275, WV 364

www.fairwaylaboratories.com

Converse
2738 West College Avenue
State College PA, 16801
Project Manager: Mary Feerrar

Project: ROSEMERGY'S
Project Number: 11-17788-03
Collector: CLIENT
Number of Containers: 38

Reported:
08/03/18 14:18

Client Sample ID: MW-2

Date/Time Sampled: 07/24/18 09:32

Laboratory Sample ID: 8G27137-02 (Water/Grab)

Analyte	Result	MDL	RL	Units	Date / Time Analyzed	Analytical Method	* Analyst	Note
---------	--------	-----	----	-------	----------------------	-------------------	-----------	------

Volatile Organic Compounds by EPA Method 8260B/Prep Method 5030

Q

1,3,5-Trimethylbenzene	35.2		5.00	ug/l	07/31/18 22:38	EPA 8260B	mtc	
1,2,4-Trimethylbenzene	202		5.00	ug/l	07/31/18 22:38	EPA 8260B	mtc	
Benzene	13.4		5.00	ug/l	07/31/18 22:38	EPA 8260B	mtc	
Toluene	47.4		5.00	ug/l	07/31/18 22:38	EPA 8260B	mtc	
Ethylbenzene	186		5.00	ug/l	07/31/18 22:38	EPA 8260B	mtc	
Xylenes (total)	220		10.0	ug/l	07/31/18 22:38	EPA 8260B	mtc	
Isopropylbenzene	48.5		5.00	ug/l	07/31/18 22:38	EPA 8260B	mtc	
Methyl tert-butyl ether	<5.00		5.00	ug/l	07/31/18 22:38	EPA 8260B	mtc	
Naphthalene	28.8		5.00	ug/l	07/31/18 22:38	EPA 8260B	mtc	
Surrogate: 4-Bromofluorobenzene	97.8 %		70-130		07/31/18 22:38	EPA 8260B	mtc	
Surrogate: 1,2-Dichloroethane-d4	105 %		70-130		07/31/18 22:38	EPA 8260B	mtc	
Surrogate: Fluorobenzene	100 %		70-130		07/31/18 22:38	EPA 8260B	mtc	

Fairway Laboratories, Inc.

Fairway Labs in Altoona, PA is a NELAP (National Environmental Laboratory Accreditation Program) accredited lab, and as such, certifies that all applicable test results meet the requirements of NELAP, unless otherwise stated on the analytical report.

The results in this report apply to the samples analyzed in accordance with the chain of custody document. This analytical report must be reproduced in its entirety.



2019 Ninth Avenue
PO Box 1925
Altoona, PA 16603
(814) 946-4306
NELAP: PA 07-062, VA 460212

89 Kristi Road
Pennssdale, PA 17756
(570) 546-8899
PaDEP: PA 41-04684



State Certifications: MD 275, WV 364

www.fairwaylaboratories.com

Converse	Project: ROSEMERGY'S	
2738 West College Avenue	Project Number: 11-17788-03	Reported:
State College PA, 16801	Collector: CLIENT	08/03/18 14:18
Project Manager: Mary Feerrar	Number of Containers: 38	

Client Sample ID: MW-3

Date/Time Sampled: 07/24/18 15:45

Laboratory Sample ID: 8G27137-03 (Water/Grab)

Analyte	Result	MDL	RL	Units	Date / Time Analyzed	Analytical Method	* Analyst	Note
---------	--------	-----	----	-------	----------------------	-------------------	-----------	------

Volatile Organic Compounds by EPA Method 8260B/Prep Method 5030

1,3,5-Trimethylbenzene	<1.00		1.00	ug/l	07/30/18 16:47	EPA 8260B	bag	
1,2,4-Trimethylbenzene	<1.00		1.00	ug/l	07/30/18 16:47	EPA 8260B	bag	
Benzene	<1.00		1.00	ug/l	07/30/18 16:47	EPA 8260B	bag	
Toluene	<1.00		1.00	ug/l	07/30/18 16:47	EPA 8260B	bag	
Ethylbenzene	<1.00		1.00	ug/l	07/30/18 16:47	EPA 8260B	bag	
Xylenes (total)	<2.00		2.00	ug/l	07/30/18 16:47	EPA 8260B	bag	
Isopropylbenzene	<1.00		1.00	ug/l	07/30/18 16:47	EPA 8260B	bag	
Methyl tert-butyl ether	38.9		1.00	ug/l	07/30/18 16:47	EPA 8260B	bag	
Naphthalene	<1.00		1.00	ug/l	07/30/18 16:47	EPA 8260B	bag	
Surrogate: 4-Bromofluorobenzene	94.1 %		70-130		07/30/18 16:47	EPA 8260B	bag	
Surrogate: 1,2-Dichloroethane-d4	110 %		70-130		07/30/18 16:47	EPA 8260B	bag	
Surrogate: Fluorobenzene	103 %		70-130		07/30/18 16:47	EPA 8260B	bag	



2019 Ninth Avenue
PO Box 1925
Altoona, PA 16603
(814) 946-4306
NELAP: PA 07-062, VA 460212

89 Kristi Road
Pennssdale, PA 17756
(570) 546-8899
PaDEP: PA 41-04684



State Certifications: MD 275, WV 364

www.fairwaylaboratories.com

Converse
2738 West College Avenue
State College PA, 16801
Project Manager: Mary Feerrar

Project: ROSEMERGY'S
Project Number: 11-17788-03
Collector: CLIENT
Number of Containers: 38

Reported:
08/03/18 14:18

Client Sample ID: MW-4

Date/Time Sampled: 07/25/18 10:35

Laboratory Sample ID: 8G27137-04 (Water/Grab)

Analyte	Result	MDL	RL	Units	Date / Time Analyzed	Analytical Method	* Analyst	Note
---------	--------	-----	----	-------	----------------------	-------------------	-----------	------

Volatile Organic Compounds by EPA Method 8260B/Prep Method 5030

1,3,5-Trimethylbenzene	1.70		1.00	ug/l	07/30/18 17:27	EPA 8260B	bag	
1,2,4-Trimethylbenzene	3.97		1.00	ug/l	07/30/18 17:27	EPA 8260B	bag	
Benzene	<1.00		1.00	ug/l	07/30/18 17:27	EPA 8260B	bag	
Toluene	<1.00		1.00	ug/l	07/30/18 17:27	EPA 8260B	bag	
Ethylbenzene	<1.00		1.00	ug/l	07/30/18 17:27	EPA 8260B	bag	
Xylenes (total)	2.31		2.00	ug/l	07/30/18 17:27	EPA 8260B	bag	
Isopropylbenzene	1.02		1.00	ug/l	07/30/18 17:27	EPA 8260B	bag	
Methyl tert-butyl ether	<1.00		1.00	ug/l	07/30/18 17:27	EPA 8260B	bag	
Naphthalene	<1.00		1.00	ug/l	07/30/18 17:27	EPA 8260B	bag	
Surrogate: 4-Bromofluorobenzene	95.1 %		70-130		07/30/18 17:27	EPA 8260B	bag	
Surrogate: 1,2-Dichloroethane-d4	108 %		70-130		07/30/18 17:27	EPA 8260B	bag	
Surrogate: Fluorobenzene	103 %		70-130		07/30/18 17:27	EPA 8260B	bag	



2019 Ninth Avenue
PO Box 1925
Altoona, PA 16603
(814) 946-4306
NELAP: PA 07-062, VA 460212

89 Kristi Road
Pennssdale, PA 17756
(570) 546-8899
PaDEP: PA 41-04684



State Certifications: MD 275, WV 364

www.fairwaylaboratories.com

Converse
2738 West College Avenue
State College PA, 16801
Project Manager: Mary Feerrar

Project: ROSEMERGY'S
Project Number: 11-17788-03
Collector: CLIENT
Number of Containers: 38

Reported:
08/03/18 14:18

Client Sample ID: MW-5

Date/Time Sampled: 07/25/18 09:59

Laboratory Sample ID: 8G27137-05 (Water/Grab)

Analyte	Result	MDL	RL	Units	Date / Time Analyzed	Analytical Method	* Analyst	Note
---------	--------	-----	----	-------	----------------------	-------------------	-----------	------

Volatile Organic Compounds by EPA Method 8260B/Prep Method 5030

Q

1,3,5-Trimethylbenzene	410		25.0	ug/l	07/31/18 21:20	EPA 8260B	mtc	
1,2,4-Trimethylbenzene	1590		25.0	ug/l	07/31/18 21:20	EPA 8260B	mtc	
Benzene	373		25.0	ug/l	07/31/18 21:20	EPA 8260B	mtc	
Toluene	372		25.0	ug/l	07/31/18 21:20	EPA 8260B	mtc	
Ethylbenzene	1960		25.0	ug/l	07/31/18 21:20	EPA 8260B	mtc	
Xylenes (total)	5970		50.0	ug/l	07/31/18 21:20	EPA 8260B	mtc	
Isopropylbenzene	174		25.0	ug/l	07/31/18 21:20	EPA 8260B	mtc	
Methyl tert-butyl ether	<25.0		25.0	ug/l	07/31/18 21:20	EPA 8260B	mtc	
Naphthalene	326		25.0	ug/l	07/31/18 21:20	EPA 8260B	mtc	
Surrogate: 4-Bromofluorobenzene		101 %	70-130		07/31/18 21:20	EPA 8260B	mtc	
Surrogate: 1,2-Dichloroethane-d4		107 %	70-130		07/31/18 21:20	EPA 8260B	mtc	
Surrogate: Fluorobenzene		101 %	70-130		07/31/18 21:20	EPA 8260B	mtc	

Fairway Laboratories, Inc.

Fairway Labs in Altoona, PA is a NELAP (National Environmental Laboratory Accreditation Program) accredited lab, and as such, certifies that all applicable test results meet the requirements of NELAP, unless otherwise stated on the analytical report.

The results in this report apply to the samples analyzed in accordance with the chain of custody document. This analytical report must be reproduced in its entirety.



2019 Ninth Avenue
PO Box 1925
Altoona, PA 16603
(814) 946-4306
NELAP: PA 07-062, VA 460212

89 Kristi Road
Pennsdale, PA 17756
(570) 546-8899
PaDEP: PA 41-04684



State Certifications: MD 275, WV 364

www.fairwaylaboratories.com

Converse
2738 West College Avenue
State College PA, 16801
Project Manager: Mary Feerrar

Project: ROSEMERGY'S
Project Number: 11-17788-03
Collector: CLIENT
Number of Containers: 38

Reported:
08/03/18 14:18

Client Sample ID: MW-7

Date/Time Sampled: 07/25/18 12:17

Laboratory Sample ID: 8G27137-06 (Water/Grab)

Analyte	Result	MDL	RL	Units	Date / Time Analyzed	Analytical Method	* Analyst	Note
---------	--------	-----	----	-------	----------------------	-------------------	-----------	------

Volatile Organic Compounds by EPA Method 8260B/Prep Method 5030

1,3,5-Trimethylbenzene	<5.00		5.00	ug/l	07/31/18 23:17	EPA 8260B	mtc	
1,2,4-Trimethylbenzene	15.8		5.00	ug/l	07/31/18 23:17	EPA 8260B	mtc	
Benzene	1140		50.0	ug/l	08/01/18 19:55	EPA 8260B	mtc	
Toluene	12.5		5.00	ug/l	07/31/18 23:17	EPA 8260B	mtc	
Ethylbenzene	90.4		5.00	ug/l	07/31/18 23:17	EPA 8260B	mtc	
Xylenes (total)	19.8		10.0	ug/l	07/31/18 23:17	EPA 8260B	mtc	
Isopropylbenzene	56.1		5.00	ug/l	07/31/18 23:17	EPA 8260B	mtc	
Methyl tert-butyl ether	26.8		5.00	ug/l	07/31/18 23:17	EPA 8260B	mtc	
Naphthalene	44.6		5.00	ug/l	07/31/18 23:17	EPA 8260B	mtc	
Surrogate: 4-Bromofluorobenzene	97.2 %		70-130		07/31/18 23:17	EPA 8260B	mtc	
Surrogate: 1,2-Dichloroethane-d4	106 %		70-130		07/31/18 23:17	EPA 8260B	mtc	
Surrogate: Fluorobenzene	101 %		70-130		07/31/18 23:17	EPA 8260B	mtc	



2019 Ninth Avenue
PO Box 1925
Altoona, PA 16603
(814) 946-4306
NELAP: PA 07-062, VA 460212

89 Kristi Road
Pennsdale, PA 17756
(570) 546-8899
PaDEP: PA 41-04684



State Certifications: MD 275, WV 364

www.fairwaylaboratories.com

Converse

2738 West College Avenue

State College PA, 16801

Project Manager: Mary Feerrar

Project: ROSEMERGY'S

Project Number: 11-17788-03

Collector: CLIENT

Number of Containers: 38

Reported:

08/03/18 14:18

Client Sample ID: MW-8

Date/Time Sampled: 07/25/18 11:55

Laboratory Sample ID: 8G27137-07 (Water/Grab)

Analyte	Result	MDL	RL	Units	Date / Time Analyzed	Analytical Method	* Analyst	Note
---------	--------	-----	----	-------	----------------------	-------------------	-----------	------

Volatile Organic Compounds by EPA Method 8260B/Prep Method 5030

1,3,5-Trimethylbenzene	<1.00		1.00	ug/l	07/30/18 18:08	EPA 8260B	bag	
1,2,4-Trimethylbenzene	<1.00		1.00	ug/l	07/30/18 18:08	EPA 8260B	bag	
Benzene	<1.00		1.00	ug/l	07/30/18 18:08	EPA 8260B	bag	
Toluene	<1.00		1.00	ug/l	07/30/18 18:08	EPA 8260B	bag	
Ethylbenzene	<1.00		1.00	ug/l	07/30/18 18:08	EPA 8260B	bag	
Xylenes (total)	<2.00		2.00	ug/l	07/30/18 18:08	EPA 8260B	bag	
Isopropylbenzene	<1.00		1.00	ug/l	07/30/18 18:08	EPA 8260B	bag	
Methyl tert-butyl ether	<1.00		1.00	ug/l	07/30/18 18:08	EPA 8260B	bag	
Naphthalene	<1.00		1.00	ug/l	07/30/18 18:08	EPA 8260B	bag	
Surrogate: 4-Bromofluorobenzene	94.1 %		70-130		07/30/18 18:08	EPA 8260B	bag	
Surrogate: 1,2-Dichloroethane-d4	110 %		70-130		07/30/18 18:08	EPA 8260B	bag	
Surrogate: Fluorobenzene	105 %		70-130		07/30/18 18:08	EPA 8260B	bag	

Fairway Laboratories, Inc.

Fairway Labs in Altoona, PA is a NELAP (National Environmental Laboratory Accreditation Program) accredited lab, and as such, certifies that all applicable test results meet the requirements of NELAP, unless otherwise stated on the analytical report.

The results in this report apply to the samples analyzed in accordance with the chain of custody document. This analytical report must be reproduced in its entirety.



2019 Ninth Avenue
PO Box 1925
Altoona, PA 16603
(814) 946-4306
NELAP: PA 07-062, VA 460212

89 Kristi Road
Pennsdale, PA 17756
(570) 546-8899
PaDEP: PA 41-04684



State Certifications: MD 275, WV 364

www.fairwaylaboratories.com

Converse
2738 West College Avenue
State College PA, 16801
Project Manager: Mary Feerrar

Project: ROSEMERGY'S
Project Number: 11-17788-03
Collector: CLIENT
Number of Containers: 38

Reported:
08/03/18 14:18

Client Sample ID: MW-9

Date/Time Sampled: 07/25/18 11:33

Laboratory Sample ID: 8G27137-08 (Water/Grab)

Analyte	Result	MDL	RL	Units	Date / Time Analyzed	Analytical Method	* Analyst	Note
---------	--------	-----	----	-------	----------------------	-------------------	-----------	------

Volatile Organic Compounds by EPA Method 8260B/Prep Method 5030

1,3,5-Trimethylbenzene	<1.00		1.00	ug/l	07/30/18 18:49	EPA 8260B	bag	
1,2,4-Trimethylbenzene	<1.00		1.00	ug/l	07/30/18 18:49	EPA 8260B	bag	
Benzene	8.19		1.00	ug/l	07/30/18 18:49	EPA 8260B	bag	
Toluene	<1.00		1.00	ug/l	07/30/18 18:49	EPA 8260B	bag	
Ethylbenzene	<1.00		1.00	ug/l	07/30/18 18:49	EPA 8260B	bag	
Xylenes (total)	<2.00		2.00	ug/l	07/30/18 18:49	EPA 8260B	bag	
Isopropylbenzene	2.48		1.00	ug/l	07/30/18 18:49	EPA 8260B	bag	
Methyl tert-butyl ether	<1.00		1.00	ug/l	07/30/18 18:49	EPA 8260B	bag	
Naphthalene	<1.00		1.00	ug/l	07/30/18 18:49	EPA 8260B	bag	
Surrogate: 4-Bromofluorobenzene	94.8 %		70-130		07/30/18 18:49	EPA 8260B	bag	
Surrogate: 1,2-Dichloroethane-d4	112 %		70-130		07/30/18 18:49	EPA 8260B	bag	
Surrogate: Fluorobenzene	105 %		70-130		07/30/18 18:49	EPA 8260B	bag	



2019 Ninth Avenue
PO Box 1925
Altoona, PA 16603
(814) 946-4306
NELAP: PA 07-062, VA 460212

89 Kristi Road
Pennssdale, PA 17756
(570) 546-8899
PaDEP: PA 41-04684



State Certifications: MD 275, WV 364

www.fairwaylaboratories.com

Converse

2738 West College Avenue

State College PA, 16801

Project Manager: Mary Feerrar

Project: ROSEMERGY'S

Project Number: 11-17788-03

Collector: CLIENT

Number of Containers: 38

Reported:

08/03/18 14:18

Client Sample ID: MW-10

Date/Time Sampled: 07/24/18 16:45

Laboratory Sample ID: 8G27137-09 (Water/Grab)

Analyte	Result	MDL	RL	Units	Date / Time Analyzed	Analytical Method	* Analyst	Note
---------	--------	-----	----	-------	----------------------	-------------------	-----------	------

Volatile Organic Compounds by EPA Method 8260B/Prep Method 5030

1,3,5-Trimethylbenzene	<1.00		1.00	ug/l	07/30/18 19:19	EPA 8260B	bag	
1,2,4-Trimethylbenzene	<1.00		1.00	ug/l	07/30/18 19:19	EPA 8260B	bag	
Benzene	<1.00		1.00	ug/l	07/30/18 19:19	EPA 8260B	bag	
Toluene	<1.00		1.00	ug/l	07/30/18 19:19	EPA 8260B	bag	
Ethylbenzene	<1.00		1.00	ug/l	07/30/18 19:19	EPA 8260B	bag	
Xylenes (total)	<2.00		2.00	ug/l	07/30/18 19:19	EPA 8260B	bag	
Isopropylbenzene	<1.00		1.00	ug/l	07/30/18 19:19	EPA 8260B	bag	
Methyl tert-butyl ether	2.31		1.00	ug/l	07/30/18 19:19	EPA 8260B	bag	
Naphthalene	<1.00		1.00	ug/l	07/30/18 19:19	EPA 8260B	bag	
Surrogate: 4-Bromofluorobenzene	94.3 %		70-130		07/30/18 19:19	EPA 8260B	bag	
Surrogate: 1,2-Dichloroethane-d4	111 %		70-130		07/30/18 19:19	EPA 8260B	bag	
Surrogate: Fluorobenzene	104 %		70-130		07/30/18 19:19	EPA 8260B	bag	

Fairway Laboratories, Inc.

Fairway Labs in Altoona, PA is a NELAP (National Environmental Laboratory Accreditation Program) accredited lab, and as such, certifies that all applicable test results meet the requirements of NELAP, unless otherwise stated on the analytical report.

The results in this report apply to the samples analyzed in accordance with the chain of custody document. This analytical report must be reproduced in its entirety.



2019 Ninth Avenue
PO Box 1925
Altoona, PA 16603
(814) 946-4306
NELAP: PA 07-062, VA 460212

89 Kristi Road
Pennsdale, PA 17756
(570) 546-8899
PaDEP: PA 41-04684



State Certifications: MD 275, WV 364

www.fairwaylaboratories.com

Converse

2738 West College Avenue

State College PA, 16801

Project Manager: Mary Feerrar

Project: ROSEMERGY'S

Project Number: 11-17788-03

Collector: CLIENT

Number of Containers: 38

Reported:

08/03/18 14:18

Client Sample ID: MW-11

Date/Time Sampled: 07/24/18 16:18

Laboratory Sample ID: 8G27137-10 (Water/Grab)

Analyte	Result	MDL	RL	Units	Date / Time Analyzed	Analytical Method	* Analyst	Note
---------	--------	-----	----	-------	----------------------	-------------------	-----------	------

Volatile Organic Compounds by EPA Method 8260B/Prep Method 5030

1,3,5-Trimethylbenzene	<1.00		1.00	ug/l	07/30/18 19:49	EPA 8260B	bag	
1,2,4-Trimethylbenzene	<1.00		1.00	ug/l	07/30/18 19:49	EPA 8260B	bag	
Benzene	<1.00		1.00	ug/l	07/30/18 19:49	EPA 8260B	bag	
Toluene	<1.00		1.00	ug/l	07/30/18 19:49	EPA 8260B	bag	
Ethylbenzene	<1.00		1.00	ug/l	07/30/18 19:49	EPA 8260B	bag	
Xylenes (total)	<2.00		2.00	ug/l	07/30/18 19:49	EPA 8260B	bag	
Isopropylbenzene	<1.00		1.00	ug/l	07/30/18 19:49	EPA 8260B	bag	
Methyl tert-butyl ether	<1.00		1.00	ug/l	07/30/18 19:49	EPA 8260B	bag	
Naphthalene	<1.00		1.00	ug/l	07/30/18 19:49	EPA 8260B	bag	
Surrogate: 4-Bromofluorobenzene	94.9 %		70-130		07/30/18 19:49	EPA 8260B	bag	
Surrogate: 1,2-Dichloroethane-d4	112 %		70-130		07/30/18 19:49	EPA 8260B	bag	
Surrogate: Fluorobenzene	106 %		70-130		07/30/18 19:49	EPA 8260B	bag	

Fairway Laboratories, Inc.

Fairway Labs in Altoona, PA is a NELAP (National Environmental Laboratory Accreditation Program) accredited lab, and as such, certifies that all applicable test results meet the requirements of NELAP, unless otherwise stated on the analytical report.

The results in this report apply to the samples analyzed in accordance with the chain of custody document. This analytical report must be reproduced in its entirety.



2019 Ninth Avenue
PO Box 1925
Altoona, PA 16603
(814) 946-4306
NELAP: PA 07-062, VA 460212

89 Kristi Road
Pennsdale, PA 17756
(570) 546-8899
PaDEP: PA 41-04684



State Certifications: MD 275, WV 364

www.fairwaylaboratories.com

Converse

2738 West College Avenue

State College PA, 16801

Project Manager: Mary Feerrar

Project: ROSEMERGY'S

Project Number: 11-17788-03

Collector: CLIENT

Number of Containers: 38

Reported:

08/03/18 14:18

Client Sample ID: MW-12

Date/Time Sampled: 07/24/18 14:20

Laboratory Sample ID: 8G27137-11 (Water/Grab)

Analyte	Result	MDL	RL	Units	Date / Time Analyzed	Analytical Method	* Analyst	Note
---------	--------	-----	----	-------	----------------------	-------------------	-----------	------

Volatile Organic Compounds by EPA Method 8260B/Prep Method 5030

1,3,5-Trimethylbenzene	<1.00		1.00	ug/l	07/30/18 20:18	EPA 8260B	bag	
1,2,4-Trimethylbenzene	<1.00		1.00	ug/l	07/30/18 20:18	EPA 8260B	bag	
Benzene	<1.00		1.00	ug/l	07/30/18 20:18	EPA 8260B	bag	
Toluene	<1.00		1.00	ug/l	07/30/18 20:18	EPA 8260B	bag	
Ethylbenzene	<1.00		1.00	ug/l	07/30/18 20:18	EPA 8260B	bag	
Xylenes (total)	<2.00		2.00	ug/l	07/30/18 20:18	EPA 8260B	bag	
Isopropylbenzene	<1.00		1.00	ug/l	07/30/18 20:18	EPA 8260B	bag	
Methyl tert-butyl ether	<1.00		1.00	ug/l	07/30/18 20:18	EPA 8260B	bag	
Naphthalene	<1.00		1.00	ug/l	07/30/18 20:18	EPA 8260B	bag	
Surrogate: 4-Bromofluorobenzene	96.6 %		70-130		07/30/18 20:18	EPA 8260B	bag	
Surrogate: 1,2-Dichloroethane-d4	112 %		70-130		07/30/18 20:18	EPA 8260B	bag	
Surrogate: Fluorobenzene	106 %		70-130		07/30/18 20:18	EPA 8260B	bag	

Fairway Laboratories, Inc.

Fairway Labs in Altoona, PA is a NELAP (National Environmental Laboratory Accreditation Program) accredited lab, and as such, certifies that all applicable test results meet the requirements of NELAP, unless otherwise stated on the analytical report.

The results in this report apply to the samples analyzed in accordance with the chain of custody document. This analytical report must be reproduced in its entirety.



2019 Ninth Avenue
PO Box 1925
Altoona, PA 16603
(814) 946-4306
NELAP: PA 07-062, VA 460212

89 Kristi Road
Pennsdale, PA 17756
(570) 546-8899
PaDEP: PA 41-04684



State Certifications: MD 275, WV 364

www.fairwaylaboratories.com

Converse
2738 West College Avenue
State College PA, 16801
Project Manager: Mary Feerrar

Project: ROSEMERGY'S
Project Number: 11-17788-03
Collector: CLIENT
Number of Containers: 38

Reported:
08/03/18 14:18

Client Sample ID: MW-14

Date/Time Sampled: 07/24/18 15:08

Laboratory Sample ID: 8G27137-12 (Water/Grab)

Analyte	Result	MDL	RL	Units	Date / Time Analyzed	Analytical Method	* Analyst	Note
---------	--------	-----	----	-------	----------------------	-------------------	-----------	------

Volatile Organic Compounds by EPA Method 8260B/Prep Method 5030

1,3,5-Trimethylbenzene	<1.00		1.00	ug/l	07/30/18 20:48	EPA 8260B	bag	
1,2,4-Trimethylbenzene	<1.00		1.00	ug/l	07/30/18 20:48	EPA 8260B	bag	
Benzene	<1.00		1.00	ug/l	07/30/18 20:48	EPA 8260B	bag	
Toluene	<1.00		1.00	ug/l	07/30/18 20:48	EPA 8260B	bag	
Ethylbenzene	<1.00		1.00	ug/l	07/30/18 20:48	EPA 8260B	bag	
Xylenes (total)	<2.00		2.00	ug/l	07/30/18 20:48	EPA 8260B	bag	
Isopropylbenzene	<1.00		1.00	ug/l	07/30/18 20:48	EPA 8260B	bag	
Methyl tert-butyl ether	<1.00		1.00	ug/l	07/30/18 20:48	EPA 8260B	bag	
Naphthalene	<1.00		1.00	ug/l	07/30/18 20:48	EPA 8260B	bag	
Surrogate: 4-Bromofluorobenzene	94.5 %		70-130		07/30/18 20:48	EPA 8260B	bag	
Surrogate: 1,2-Dichloroethane-d4	110 %		70-130		07/30/18 20:48	EPA 8260B	bag	
Surrogate: Fluorobenzene	105 %		70-130		07/30/18 20:48	EPA 8260B	bag	

Fairway Laboratories, Inc.

Fairway Labs in Altoona, PA is a NELAP (National Environmental Laboratory Accreditation Program) accredited lab, and as such, certifies that all applicable test results meet the requirements of NELAP, unless otherwise stated on the analytical report.

The results in this report apply to the samples analyzed in accordance with the chain of custody document. This analytical report must be reproduced in its entirety.



2019 Ninth Avenue
PO Box 1925
Altoona, PA 16603
(814) 946-4306
NELAP: PA 07-062, VA 460212

89 Kristi Road
Pennsdale, PA 17756
(570) 546-8899
PaDEP: PA 41-04684



State Certifications: MD 275, WV 364

www.fairwaylaboratories.com

Converse

2738 West College Avenue

State College PA, 16801

Project Manager: Mary Feerrar

Project: ROSEMERGY'S

Project Number: 11-17788-03

Collector: CLIENT

Number of Containers: 38

Reported:

08/03/18 14:18

Client Sample ID: MW-15

Date/Time Sampled: 07/24/18 14:08

Laboratory Sample ID: 8G27137-13 (Water/Grab)

Analyte	Result	MDL	RL	Units	Date / Time Analyzed	Analytical Method	* Analyst	Note
---------	--------	-----	----	-------	----------------------	-------------------	-----------	------

Volatile Organic Compounds by EPA Method 8260B/Prep Method 5030

1,3,5-Trimethylbenzene	<1.00		1.00	ug/l	07/31/18 10:30	EPA 8260B	bag	
1,2,4-Trimethylbenzene	<1.00		1.00	ug/l	07/31/18 10:30	EPA 8260B	bag	
Benzene	<1.00		1.00	ug/l	07/31/18 10:30	EPA 8260B	bag	
Toluene	<1.00		1.00	ug/l	07/31/18 10:30	EPA 8260B	bag	
Ethylbenzene	<1.00		1.00	ug/l	07/31/18 10:30	EPA 8260B	bag	
Xylenes (total)	<2.00		2.00	ug/l	07/31/18 10:30	EPA 8260B	bag	
Isopropylbenzene	<1.00		1.00	ug/l	07/31/18 10:30	EPA 8260B	bag	
Methyl tert-butyl ether	<1.00		1.00	ug/l	07/31/18 10:30	EPA 8260B	bag	
Naphthalene	<1.00		1.00	ug/l	07/31/18 10:30	EPA 8260B	bag	
Surrogate: 4-Bromofluorobenzene	95.0 %		70-130		07/31/18 10:30	EPA 8260B	bag	
Surrogate: 1,2-Dichloroethane-d4	109 %		70-130		07/31/18 10:30	EPA 8260B	bag	
Surrogate: Fluorobenzene	103 %		70-130		07/31/18 10:30	EPA 8260B	bag	

Fairway Laboratories, Inc.

Fairway Labs in Altoona, PA is a NELAP (National Environmental Laboratory Accreditation Program) accredited lab, and as such, certifies that all applicable test results meet the requirements of NELAP, unless otherwise stated on the analytical report.

The results in this report apply to the samples analyzed in accordance with the chain of custody document. This analytical report must be reproduced in its entirety.



2019 Ninth Avenue
PO Box 1925
Altoona, PA 16603
(814) 946-4306
NELAP: PA 07-062, VA 460212

89 Kristi Road
Pennsdale, PA 17756
(570) 546-8899
PaDEP: PA 41-04684



State Certifications: MD 275, WV 364

www.fairwaylaboratories.com

Converse
2738 West College Avenue
State College PA, 16801
Project Manager: Mary Feerrar

Project: ROSEMERGY'S
Project Number: 11-17788-03
Collector: CLIENT
Number of Containers: 38

Reported:
08/03/18 14:18

Client Sample ID: MW-16

Date/Time Sampled: 07/24/18 13:44

Laboratory Sample ID: 8G27137-14 (Water/Grab)

Analyte	Result	MDL	RL	Units	Date / Time Analyzed	Analytical Method	* Analyst	Note
---------	--------	-----	----	-------	----------------------	-------------------	-----------	------

Volatile Organic Compounds by EPA Method 8260B/Prep Method 5030

1,3,5-Trimethylbenzene	<1.00		1.00	ug/l	08/01/18 04:47	EPA 8260B	mtc	
1,2,4-Trimethylbenzene	<1.00		1.00	ug/l	08/01/18 04:47	EPA 8260B	mtc	
Benzene	<1.00		1.00	ug/l	08/01/18 04:47	EPA 8260B	mtc	
Toluene	<1.00		1.00	ug/l	08/01/18 04:47	EPA 8260B	mtc	
Ethylbenzene	<1.00		1.00	ug/l	08/01/18 04:47	EPA 8260B	mtc	
Xylenes (total)	<2.00		2.00	ug/l	08/01/18 04:47	EPA 8260B	mtc	
Isopropylbenzene	<1.00		1.00	ug/l	08/01/18 04:47	EPA 8260B	mtc	
Methyl tert-butyl ether	9.44		1.00	ug/l	08/01/18 04:47	EPA 8260B	mtc	
Naphthalene	<1.00		1.00	ug/l	08/01/18 04:47	EPA 8260B	mtc	
<i>Surrogate: 4-Bromofluorobenzene</i>		91.5 %	70-130		08/01/18 04:47	EPA 8260B	mtc	
<i>Surrogate: 1,2-Dichloroethane-d4</i>		110 %	70-130		08/01/18 04:47	EPA 8260B	mtc	
<i>Surrogate: Fluorobenzene</i>		106 %	70-130		08/01/18 04:47	EPA 8260B	mtc	



2019 Ninth Avenue
PO Box 1925
Altoona, PA 16603
(814) 946-4306
NELAP: PA 07-062, VA 460212

89 Kristi Road
Pennssdale, PA 17756
(570) 546-8899
PaDEP: PA 41-04684



State Certifications: MD 275, WV 364

www.fairwaylaboratories.com

Converse

2738 West College Avenue

State College PA, 16801

Project Manager: Mary Feerrar

Project: ROSEMERGY'S

Project Number: 11-17788-03

Collector: CLIENT

Number of Containers: 38

Reported:

08/03/18 14:18

Client Sample ID: MW-20

Date/Time Sampled: 07/25/18 11:03

Laboratory Sample ID: 8G27137-15 (Water/Grab)

Analyte	Result	MDL	RL	Units	Date / Time Analyzed	Analytical Method	* Analyst	Note
---------	--------	-----	----	-------	----------------------	-------------------	-----------	------

Volatile Organic Compounds by EPA Method 8260B/Prep Method 5030

1,3,5-Trimethylbenzene	<1.00		1.00	ug/l	08/01/18 05:25	EPA 8260B	mtc	
1,2,4-Trimethylbenzene	<1.00		1.00	ug/l	08/01/18 05:25	EPA 8260B	mtc	
Benzene	<1.00		1.00	ug/l	08/01/18 05:25	EPA 8260B	mtc	
Toluene	<1.00		1.00	ug/l	08/01/18 05:25	EPA 8260B	mtc	
Ethylbenzene	<1.00		1.00	ug/l	08/01/18 05:25	EPA 8260B	mtc	
Xylenes (total)	<2.00		2.00	ug/l	08/01/18 05:25	EPA 8260B	mtc	
Isopropylbenzene	<1.00		1.00	ug/l	08/01/18 05:25	EPA 8260B	mtc	
Methyl tert-butyl ether	<1.00		1.00	ug/l	08/01/18 05:25	EPA 8260B	mtc	
Naphthalene	<1.00		1.00	ug/l	08/01/18 05:25	EPA 8260B	mtc	
Surrogate: 4-Bromofluorobenzene	93.1 %		70-130		08/01/18 05:25	EPA 8260B	mtc	
Surrogate: 1,2-Dichloroethane-d4	104 %		70-130		08/01/18 05:25	EPA 8260B	mtc	
Surrogate: Fluorobenzene	105 %		70-130		08/01/18 05:25	EPA 8260B	mtc	

Fairway Laboratories, Inc.

Fairway Labs in Altoona, PA is a NELAP (National Environmental Laboratory Accreditation Program) accredited lab, and as such, certifies that all applicable test results meet the requirements of NELAP, unless otherwise stated on the analytical report.

The results in this report apply to the samples analyzed in accordance with the chain of custody document. This analytical report must be reproduced in its entirety.



2019 Ninth Avenue
PO Box 1925
Altoona, PA 16603
(814) 946-4306
NELAP: PA 07-062, VA 460212

89 Kristi Road
Pennsdale, PA 17756
(570) 546-8899
PaDEP: PA 41-04684



State Certifications: MD 275, WV 364

www.fairwaylaboratories.com

Converse

2738 West College Avenue

State College PA, 16801

Project Manager: Mary Feerrar

Project: ROSEMERGY'S

Project Number: 11-17788-03

Collector: CLIENT

Number of Containers: 38

Reported:

08/03/18 14:18

Client Sample ID: MW-21

Date/Time Sampled: 07/24/18 12:52

Laboratory Sample ID: 8G27137-16 (Water/Grab)

Analyte	Result	MDL	RL	Units	Date / Time Analyzed	Analytical Method	* Analyst	Note
---------	--------	-----	----	-------	----------------------	-------------------	-----------	------

Volatile Organic Compounds by EPA Method 8260B/Prep Method 5030

1,3,5-Trimethylbenzene	<1.00		1.00	ug/l	08/01/18 06:04	EPA 8260B	mtc	
1,2,4-Trimethylbenzene	<1.00		1.00	ug/l	08/01/18 06:04	EPA 8260B	mtc	
Benzene	<1.00		1.00	ug/l	08/01/18 06:04	EPA 8260B	mtc	
Toluene	<1.00		1.00	ug/l	08/01/18 06:04	EPA 8260B	mtc	
Ethylbenzene	<1.00		1.00	ug/l	08/01/18 06:04	EPA 8260B	mtc	
Xylenes (total)	<2.00		2.00	ug/l	08/01/18 06:04	EPA 8260B	mtc	
Isopropylbenzene	<1.00		1.00	ug/l	08/01/18 06:04	EPA 8260B	mtc	
Methyl tert-butyl ether	<1.00		1.00	ug/l	08/01/18 06:04	EPA 8260B	mtc	
Naphthalene	<1.00		1.00	ug/l	08/01/18 06:04	EPA 8260B	mtc	
Surrogate: 4-Bromofluorobenzene	97.6 %		70-130		08/01/18 06:04	EPA 8260B	mtc	
Surrogate: 1,2-Dichloroethane-d4	108 %		70-130		08/01/18 06:04	EPA 8260B	mtc	
Surrogate: Fluorobenzene	105 %		70-130		08/01/18 06:04	EPA 8260B	mtc	

Fairway Laboratories, Inc.

Fairway Labs in Altoona, PA is a NELAP (National Environmental Laboratory Accreditation Program) accredited lab, and as such, certifies that all applicable test results meet the requirements of NELAP, unless otherwise stated on the analytical report.

The results in this report apply to the samples analyzed in accordance with the chain of custody document. This analytical report must be reproduced in its entirety.



2019 Ninth Avenue
PO Box 1925
Altoona, PA 16603
(814) 946-4306
NELAP: PA 07-062, VA 460212

89 Kristi Road
Pennsdale, PA 17756
(570) 546-8899
PaDEP: PA 41-04684



State Certifications: MD 275, WV 364

www.fairwaylaboratories.com

Converse
2738 West College Avenue
State College PA, 16801
Project Manager: Mary Feerrar

Project: ROSEMERGY'S
Project Number: 11-17788-03
Collector: CLIENT
Number of Containers: 38

Reported:
08/03/18 14:18

Client Sample ID: MW-22

Date/Time Sampled: 07/24/18 13:21

Laboratory Sample ID: 8G27137-17 (Water/Grab)

Analyte	Result	MDL	RL	Units	Date / Time Analyzed	Analytical Method	* Analyst	Note
---------	--------	-----	----	-------	----------------------	-------------------	-----------	------

Volatile Organic Compounds by EPA Method 8260B/Prep Method 5030

1,3,5-Trimethylbenzene	<1.00		1.00	ug/l	08/01/18 06:42	EPA 8260B	mtc	
1,2,4-Trimethylbenzene	<1.00		1.00	ug/l	08/01/18 06:42	EPA 8260B	mtc	
Benzene	<1.00		1.00	ug/l	08/01/18 06:42	EPA 8260B	mtc	
Toluene	<1.00		1.00	ug/l	08/01/18 06:42	EPA 8260B	mtc	
Ethylbenzene	<1.00		1.00	ug/l	08/01/18 06:42	EPA 8260B	mtc	
Xylenes (total)	<2.00		2.00	ug/l	08/01/18 06:42	EPA 8260B	mtc	
Isopropylbenzene	<1.00		1.00	ug/l	08/01/18 06:42	EPA 8260B	mtc	
Methyl tert-butyl ether	1.02		1.00	ug/l	08/01/18 06:42	EPA 8260B	mtc	
Naphthalene	<1.00		1.00	ug/l	08/01/18 06:42	EPA 8260B	mtc	
Surrogate: 4-Bromofluorobenzene	95.7 %		70-130		08/01/18 06:42	EPA 8260B	mtc	
Surrogate: 1,2-Dichloroethane-d4	112 %		70-130		08/01/18 06:42	EPA 8260B	mtc	
Surrogate: Fluorobenzene	109 %		70-130		08/01/18 06:42	EPA 8260B	mtc	



2019 Ninth Avenue
PO Box 1925
Altoona, PA 16603
(814) 946-4306
NELAP: PA 07-062, VA 460212

89 Kristi Road
Pennsdale, PA 17756
(570) 546-8899
PaDEP: PA 41-04684



State Certifications: MD 275, WV 364

www.fairwaylaboratories.com

Converse
2738 West College Avenue
State College PA, 16801
Project Manager: Mary Feerrar

Project: ROSEMERGY'S
Project Number: 11-17788-03
Collector: CLIENT
Number of Containers: 38

Reported:
08/03/18 14:18

Client Sample ID: DUP

Date/Time Sampled: 07/24/18 09:35

Laboratory Sample ID: 8G27137-18 (Water/Grab)

Analyte	Result	MDL	RL	Units	Date / Time Analyzed	Analytical Method	* Analyst	Note
---------	--------	-----	----	-------	----------------------	-------------------	-----------	------

Volatile Organic Compounds by EPA Method 8260B/Prep Method 5030

Q

1,3,5-Trimethylbenzene	29.2		5.00	ug/l	08/01/18 00:34	EPA 8260B	mtc	
1,2,4-Trimethylbenzene	178		5.00	ug/l	08/01/18 00:34	EPA 8260B	mtc	
Benzene	13.0		5.00	ug/l	08/01/18 00:34	EPA 8260B	mtc	
Toluene	42.0		5.00	ug/l	08/01/18 00:34	EPA 8260B	mtc	
Ethylbenzene	165		5.00	ug/l	08/01/18 00:34	EPA 8260B	mtc	
Xylenes (total)	197		10.0	ug/l	08/01/18 00:34	EPA 8260B	mtc	
Isopropylbenzene	45.9		5.00	ug/l	08/01/18 00:34	EPA 8260B	mtc	
Methyl tert-butyl ether	<5.00		5.00	ug/l	08/01/18 00:34	EPA 8260B	mtc	
Naphthalene	25.2		5.00	ug/l	08/01/18 00:34	EPA 8260B	mtc	
Surrogate: 4-Bromofluorobenzene	98.1 %		70-130		08/01/18 00:34	EPA 8260B	mtc	
Surrogate: 1,2-Dichloroethane-d4	107 %		70-130		08/01/18 00:34	EPA 8260B	mtc	
Surrogate: Fluorobenzene	99.3 %		70-130		08/01/18 00:34	EPA 8260B	mtc	

Fairway Laboratories, Inc.

Fairway Labs in Altoona, PA is a NELAP (National Environmental Laboratory Accreditation Program) accredited lab, and as such, certifies that all applicable test results meet the requirements of NELAP, unless otherwise stated on the analytical report.

The results in this report apply to the samples analyzed in accordance with the chain of custody document. This analytical report must be reproduced in its entirety.



2019 Ninth Avenue
PO Box 1925
Altoona, PA 16603
(814) 946-4306
NELAP: PA 07-062, VA 460212

89 Kristi Road
Pennssdale, PA 17756
(570) 546-8899
PaDEP: PA 41-04684



State Certifications: MD 275, WV 364

www.fairwaylaboratories.com

Converse
2738 West College Avenue
State College PA, 16801
Project Manager: Mary Feerrar

Project: ROSEMERGY'S
Project Number: 11-17788-03
Collector: CLIENT
Number of Containers: 38

Reported:
08/03/18 14:18

Client Sample ID: GAC

Date/Time Sampled: 07/25/18 12:59

Laboratory Sample ID: 8G27137-19 (Water/Grab)

Analyte	Result	MDL	RL	Units	Date / Time Analyzed	Analytical Method	* Analyst	Note
---------	--------	-----	----	-------	----------------------	-------------------	-----------	------

Volatile Organic Compounds by EPA Method 8260B/Prep Method 5030

1,3,5-Trimethylbenzene	<1.00		1.00	ug/l	08/01/18 07:21	EPA 8260B	mtc	
1,2,4-Trimethylbenzene	<1.00		1.00	ug/l	08/01/18 07:21	EPA 8260B	mtc	
Benzene	<1.00		1.00	ug/l	08/01/18 07:21	EPA 8260B	mtc	
Toluene	<1.00		1.00	ug/l	08/01/18 07:21	EPA 8260B	mtc	
Ethylbenzene	<1.00		1.00	ug/l	08/01/18 07:21	EPA 8260B	mtc	
Xylenes (total)	<2.00		2.00	ug/l	08/01/18 07:21	EPA 8260B	mtc	
Isopropylbenzene	<1.00		1.00	ug/l	08/01/18 07:21	EPA 8260B	mtc	
Methyl tert-butyl ether	<1.00		1.00	ug/l	08/01/18 07:21	EPA 8260B	mtc	
Naphthalene	<1.00		1.00	ug/l	08/01/18 07:21	EPA 8260B	mtc	
Surrogate: 4-Bromofluorobenzene	94.3 %		70-130		08/01/18 07:21	EPA 8260B	mtc	
Surrogate: 1,2-Dichloroethane-d4	105 %		70-130		08/01/18 07:21	EPA 8260B	mtc	
Surrogate: Fluorobenzene	106 %		70-130		08/01/18 07:21	EPA 8260B	mtc	



2019 Ninth Avenue
PO Box 1925
Altoona, PA 16603
(814) 946-4306
NELAP: PA 07-062, VA 460212

89 Kristi Road
Pennsdale, PA 17756
(570) 546-8899
PaDEP: PA 41-04684



www.fairwaylaboratories.com

State Certifications: MD 275, WV 364

Converse	Project:	ROSEMERGY'S	
2738 West College Avenue	Project Number:	11-17788-03	Reported:
State College PA, 16801	Collector:	CLIENT	08/03/18 14:18
Project Manager: Mary Feerrar	Number of Containers:	38	

Notes

Q Sample was analyzed at a dilution. Reporting limits were adjusted accordingly.



2019 Ninth Avenue
PO Box 1925
Altoona, PA 16603
(814) 946-4306
NELAP: PA 07-062, VA 460212

89 Kristi Road
Pennsdale, PA 17756
(570) 546-8899
PaDEP: PA 41-04684



State Certifications: MD 275, WV 364

www.fairwaylaboratories.com

Converse	Project: ROSEMERGY'S	
2738 West College Avenue	Project Number: 11-17788-03	Reported:
State College PA, 16801	Collector: CLIENT	08/03/18 14:18
Project Manager: Mary Feerrar	Number of Containers: 38	

Definitions

If surrogate values are not within the indicated range, then the results are considered to be estimated.

Reporting limits are adjusted accordingly when samples are analyzed at a dilution due to the matrix.

MBAS, calculated as LAS, mol wt 348

If the solid sample weight for VOC analysis does not fall within the 3.5-6.5 gram range, the results are considered estimated values.

Unless otherwise noted, all results for solids are reported on a dry weight basis.

Samples collected by Fairway Laboratories' personnel are done so in accordance with Standard Operating Procedures established by Fairway Laboratories.

- # The following analyses are to be performed immediately upon sampling: pH, sulfite, chlorine residual, dissolved oxygen, filtration for ortho phosphorus, and ferrous iron. The date and time reported reflect the time the samples were analyzed at the laboratory; and should be considered as analyzed outside the EPA holding time.
- ^ The following analytes are to be filtered immediately upon sampling: Hexavalent Chromium. Filtration through a 0.45 micron filter within 15 minutes of sampling is required for compliance with the Clean Water Act (CWA) for reporting of hexavalent chromium to prevent interconversion of chromium species.
- * P indicates analysis performed by Fairway Laboratories, Inc. at the Pennsdale location. This location is PaDEP Chapter 252 certified.
- * G indicates analysis performed by Fairway Laboratories, Inc. at the Greensburg location PaDEP: 65-00392. This location is PaDEP Chapter 252 certified.
- < Represents "less than" - indicates that the result was less than the reporting limit.
- MDL Method Detection Limit - is the lowest or minimum level that provides 99% confidence level that the analyte is detected. Any reported result values that are less than the RL are considered estimated values. If Radiological results are reported, the MDC - Minimum Detectable Concentration is shown in the MDL column.
- RL Reporting Limit - is the lowest or minimum level at which the analyte can be quantified.
- [CALC] Indicates a calculated result. Calculations use results from other analyses performed under accredited methods.



2019 Ninth Avenue
PO Box 1925
Altoona, PA 16603
(814) 946-4306
NELAP: PA 07-062, VA 460212

89 Kristi Road
Pennssdale, PA 17756
(570) 546-8899
PaDEP: PA 41-04684



www.fairwaylaboratories.com

State Certifications: MD 275, WV 364

Converse	Project: ROSEMERGY'S	
2738 West College Avenue	Project Number: 11-17788-03	Reported:
State College PA, 16801	Collector: CLIENT	08/03/18 14:18
Project Manager: Mary Feerrar	Number of Containers: 38	

Terms & Conditions

Services provided by Fairway Laboratories Inc. are limited to the terms and conditions stated herein, unless otherwise agreed to in a formal contract.

CHAIN OF CUSTODY Fairway Laboratories Inc. ("Fairway," "us" or "we") will initiate a chain-of-custody/request for analysis upon sample receipt unless the client includes a completed form with the received sample(s). Upon request, Fairway will provide chain-of-custody forms for use.

CONFIDENTIALITY Fairway maintains confidentiality in all of our client interactions. The client's consent will be required before releasing information about the services provided.

CONTRACTS All contracts are subject to review and approval by Fairway's legal council. Each contract must be signed by a corporate officer.

PAYMENT/BILLING Unless otherwise set forth in a signed contract or purchase order, terms of payment are "NET 30 Days." The time allowed for payment shall begin based on the invoice date. A 1.5% per month service charge may be added to all unpaid balances beyond the initial 30 days. In its sole discretion, Fairway reserves the right to request payment before services and hold sample results for payment of due balances. We will not bill a third party without prior agreement among all parties acknowledging and accepting responsibility for payment.

SAMPLE COLLECTION AND SUBMISSION Clients not requesting collection services from Fairway are responsible for proper collection, preservation, packaging, and delivery of samples to the laboratory in accordance with current law and commercial practice. Fairway shall have no responsibility for sample integrity prior to the receipt of the sample(s) and/or for any inaccuracy in test or analyses results as a result of the failure of the client or any third party to maintain the integrity of samples prior to delivery to Fairway. All samples submitted must be accompanied by a completed chain of custody or similar document clearly noting the requested analyses, dates/time sampled, client contact information, and trail of custody. Samples received at the laboratory after business hours are verified on the next business day. Discrepancies are documented on the Receiving Document.

SUBCONTRACTING Some analyses may require subcontracting to another laboratory. Unless the client indicates otherwise, this decision will be made by Fairway. Subcontracted work will be identified on the final report in accordance with NELAC requirements.

RETURN OF RESULTS Fairway routinely provides faxed or verbal results within 10 working days of receipt of sample(s) and a hard copy of the data results is routinely received via US Postal Service within 15 working days. At the request of the client, Fairway may offer expedited return of sample results. Surcharges may apply to rush requests. All rush requests must be pre-approved by Fairway. We reserve the right to charge an archive retrieval fee for results older than one (1) year from the date of the request. All records will be maintained by Fairway for 5 years, after which, they will be destroyed.

SAMPLE DISPOSAL Fairway will maintain samples for four (4) weeks after the sample receipt date. Fairway will dispose of samples which are not and/or do not contain hazardous wastes (as such term is defined by applicable federal or state law), unless prior arrangements have been made for long-term storage. Fairway reserves the right to charge a disposal fee for the proper disposal of samples found or suspected to contain hazardous waste. A return shipping charge will be invoiced for samples returned to the client at their request.

HAZARD COMMUNICATION The client has the responsibility to inform the laboratory of any hazardous characteristics known or suspected about the sample, and to provide information on hazard prevention and personal protection as necessary or otherwise required by applicable law.

WARRANTY AND LIMITATION OF LIABILITY For services rendered, Fairway warrants that it will apply its best scientific knowledge and judgment and to employ its best level of effort consistent with professional standards within the environmental testing industry in performing the analytical services requested by its clients. We disclaim any other warranties, expressed or implied by law. Fairway does not accept any legal responsibility for the purposes for which client uses the test results.

LITIGATION All costs associated with compliance to any subpoena for documents, for testimony in a court of law, or for any other purpose relating to work performed by Fairway Laboratories, Inc. shall be invoiced by Fairway and paid by client. These costs shall include, but are not limited to, hourly charges for the persons involved, travel, mileage, and accommodations and for any and all other expenses associated with said litigation.

Fairway Laboratories, Inc.

Fairway Labs in Altoona, PA is a NELAP (National Environmental Laboratory Accreditation Program) accredited lab, and as such, certifies that all applicable test results meet the requirements of NELAP, unless otherwise stated on the analytical report.

The results in this report apply to the samples analyzed in accordance with the chain of custody document. This analytical report must be reproduced in its entirety.

SAMPLING, CHAIN OF CUSTODY AND ANALYSES RECORD FOR SOIL, GROUNDWATER AND AIR MONITORING

PA 01/2 #1

SAMPLING PLACE Rose merge

OWNER _____

ADDRESS _____

PROJECT NAME _____

CC FIELD REP. PHCDATE 7/24/25/18WEATHER Rain / OvercastPROJECT NO. 11-1778803ATTENTION MF

FIRM RESPONSIBLE FOR SAMPLING

Converse Consultants
 2738 West College Avenue
 State College, Pennsylvania 16801
 814-234-3223
 Fax 814-234-3255

8627137 lot 4

STATION NO. OR SAMPLE IDENT.	TIME	DEPTH TO WATER (FEET) DATUM	PURGING METHOD SAMPLE DEPTH (FT.) INTERVAL	AMOUNT PURGED (GALS)	SAMPLING METHOD	CONTAINER DESCRIPTION										pH	SPECIFIC CONDUCTANCE (μ mhos/cm.)	TEMP. °C	ANALYSIS REQUEST / COMMENTS
						1	2	3	4	5	6	7	8	9	10				
1 MW-1R	12:47	7.45	Bail	2.5	Grab	✓										6.61	290 _{ms}	17.8	2008 PADEP Unleaded
2 MW-2	9:32	4.18	Bail	5												6.54	179.5	17.2	Gas target Compounds
3 MW-3	3:45	4.03	Bail	5												5.90	207 _{ms}	18.1	
4 MW-4	10:30	1.87	Bail	2.5												7.40	408	24.3	
5 MW-5	9:59	3.81	Bail	5.5												6.65	300 _{ms}	18.7	
6 MW-7	12:17	2.81	Bail	2.5												6.50	1523	14.4	
7 MW-8	11:59	0	Pump	7												6.99	665	16.9	
8 MW-9	11:33	0	Pump	7												6.86	224 _{ms}	15.6	
9 MW-10	4:43	2.67	Pump	6												6.71	403	18.7	
10 MW-11	4:18	4.23	Pump	6												5.71	373	16.8	
11 MW-12	2:40	5.43	Bail	4.5												6.41	1975	15.8	
12 MW-14	3:08	15.59	Bail	1												4.91	1139	15.5	
13 MW-15	2:09	10.22	Bail	2.25												5.40	370 _{ms}	15.8	

RELINQUISHED BY (SIGNATURE) [Signature]DATE 7/26TIME 5:35

RECEIVED BY (SIGNATURE) _____

RECEIVING LABORATORY

ADDRESS Fairway

RELINQUISHED BY (SIGNATURE) _____

DATE 7-27-18TIME 1100RECEIVED BY (SIGNATURE) [Signature]

DATE RECEIVED _____

TIME _____

RELINQUISHED BY (SIGNATURE) [Signature]DATE 7-27-18TIME 1200RECEIVED BY (SIGNATURE) [Signature]ALL SAMPLES REC'D. INTACT ☐ YES ☐ NO

LIST SAMPLES MISSING/DAMAGED _____

ACCEPTED BY _____

1/92

[Signature]

7-27-18

1330

DISTRIBUTION: WHITE—WITH SHIPMENT TO LAB. CANARY—CONVERSE. PINK—RETAINED BY FIELD REP.

PA $p^2/2$

8677137 2 of 4

1/92

Adney

7-27-18

1330

DISTRIBUTION: WHITE—WITH SHIPMENT TO LAB. CANARY—CONVERSE. PINK—RETAINED BY FIELD REP

Chain of Custody Receiving Document

Receiver: AIPage 3 of 4Date/Time of this check: 7-27-18 1501 Client: Converse Lab # 8G 27187Received on ICE? 4 ☐ * Sample Temperature when delivered to the Lab: 0.1 Acceptable? 4 ☐ * or In cool down process? ☐ *
*(Not applicable for WV compliance)*Custody Seals? NO Intact? NACOC/Labels on bottles agree? 4 ☐ * Correct containers for all the analysis requested? 4 ☐ * Matrix: water

COC #	Number and Type of BOTTLES										Comments
	Poly Non-Pres.	Poly H2SO4	Poly HNO3	Amber H2SO4	Amber Non-Pres.	Poly NaOH	VOCS (Head space?)	Other <input type="checkbox"/> *	Properly Preserved <input type="checkbox"/> *	Bacti	
1							2 HCl		NA		7-25
2											7-24
3											7-24
4											7-25
5											7-25
6											7-25
7											7-25
8											7-25
9											7-24

* DEVIATION PRESENT: <input checked="" type="checkbox"/> No Ice () <input checked="" type="checkbox"/> Not at Proper Temperature () <input checked="" type="checkbox"/> Wrong Container () <input checked="" type="checkbox"/> Missing Information: ()	CLIENT CALLED: YES () By Whom: _____ Date: _____	CLIENT RESPONSE: Proceed with analysis; qualify data () Will Resample () Provided Information () No Response; Proceed and qualified () Client Contact: _____ Date: _____
---	---	--

* Comments: dates on vials

Chain of Custody Receiving Document

Receiver: AI

Lab # 8G 27137

[illegible]

* Additional Comments:



2019 Ninth Avenue
PO Box 1925
Altoona, PA 16603
(814) 946-4306
NELAP: PA 07-062, VA 460212

89 Kristi Road
Pennsdsale, PA 17756
(570) 546-8899
PaDEP: PA 41-04684



www.fairwaylaboratories.com

State Certifications: MD 275, WV 364

Converse
2738 West College Avenue
State College PA, 16801
Project Manager: Mary Feerrar

Project: ROSEMERGY'S
Project Number: 11-17788-03
Collector: CLIENT
Number of Containers: 6

Reported:
07/26/18 14:34

ANALYTICAL REPORT FOR SAMPLES

Sample ID	Laboratory ID	Matrix	Sample Type	Date Sampled	Date Received
INFLUENT	8G23016-01	Water	Grab	07/19/18 12:08	07/20/18 19:10
MIDFLUENT	8G23016-02	Water	Grab	07/19/18 12:00	07/20/18 19:10
EFFLUENT	8G23016-03	Water	Grab	07/19/18 12:14	07/20/18 19:10

Fairway Laboratories, Inc.

Reviewed and Submitted by:

Michael P. Tyler
Laboratory Director

Fairway Labs in Altoona, PA is a NELAP (National Environmental Laboratory Accreditation Program) accredited lab, and as such, certifies that all applicable test results meet the requirements of NELAP, unless otherwise stated on the analytical report.

The results in this report apply to the samples analyzed in accordance with the chain of custody document. This analytical report must be reproduced in its entirety.



2019 Ninth Avenue
PO Box 1925
Altoona, PA 16603
(814) 946-4306
NELAP: PA 07-062, VA 460212

89 Kristi Road
Pennssdale, PA 17756
(570) 546-8899
PaDEP: PA 41-04684



State Certifications: MD 275, WV 364

www.fairwaylaboratories.com

Converse

2738 West College Avenue

State College PA, 16801

Project Manager: Mary Feerrar

Project: ROSEMERGY'S

Project Number: 11-17788-03

Collector: CLIENT

Number of Containers: 6

Reported:

07/26/18 14:34

Client Sample ID: INFLUENT

Date/Time Sampled: 07/19/18 12:08

Laboratory Sample ID: 8G23016-01 (Water/Grab)

Analyte	Result	MDL	RL	Units	Date / Time Analyzed	Analytical Method	* Analyst	Note
---------	--------	-----	----	-------	----------------------	-------------------	-----------	------

Volatile Organic Compounds by EPA Method 8260B/Prep Method 5030

1,3,5-Trimethylbenzene	<1.00		1.00	ug/l	07/25/18 17:27	EPA 8260B	bag	
1,2,4-Trimethylbenzene	<1.00		1.00	ug/l	07/25/18 17:27	EPA 8260B	bag	
Benzene	<1.00		1.00	ug/l	07/25/18 17:27	EPA 8260B	bag	
Toluene	<1.00		1.00	ug/l	07/25/18 17:27	EPA 8260B	bag	
Ethylbenzene	<1.00		1.00	ug/l	07/25/18 17:27	EPA 8260B	bag	
Xylenes (total)	<2.00		2.00	ug/l	07/25/18 17:27	EPA 8260B	bag	
Isopropylbenzene	<1.00		1.00	ug/l	07/25/18 17:27	EPA 8260B	bag	
Methyl tert-butyl ether	<1.00		1.00	ug/l	07/25/18 17:27	EPA 8260B	bag	
Naphthalene	<1.00		1.00	ug/l	07/25/18 17:27	EPA 8260B	bag	
Surrogate: 4-Bromofluorobenzene	91.2 %		70-130		07/25/18 17:27	EPA 8260B	bag	
Surrogate: 1,2-Dichloroethane-d4	94.6 %		70-130		07/25/18 17:27	EPA 8260B	bag	
Surrogate: Fluorobenzene	94.3 %		70-130		07/25/18 17:27	EPA 8260B	bag	

Fairway Laboratories, Inc.

Fairway Labs in Altoona, PA is a NELAP (National Environmental Laboratory Accreditation Program) accredited lab, and as such, certifies that all applicable test results meet the requirements of NELAP, unless otherwise stated on the analytical report.

The results in this report apply to the samples analyzed in accordance with the chain of custody document. This analytical report must be reproduced in its entirety.



2019 Ninth Avenue
PO Box 1925
Altoona, PA 16603
(814) 946-4306
NELAP: PA 07-062, VA 460212

89 Kristi Road
Pennssdale, PA 17756
(570) 546-8899
PaDEP: PA 41-04684



State Certifications: MD 275, WV 364

www.fairwaylaboratories.com

Converse

2738 West College Avenue

State College PA, 16801

Project Manager: Mary Feerrar

Project: ROSEMERGY'S

Project Number: 11-17788-03

Collector: CLIENT

Number of Containers: 6

Reported:

07/26/18 14:34

Client Sample ID: MIDFLUENT

Date/Time Sampled: 07/19/18 12:00

Laboratory Sample ID: 8G23016-02 (Water/Grab)

Analyte	Result	MDL	RL	Units	Date / Time Analyzed	Analytical Method	* Analyst	Note
---------	--------	-----	----	-------	----------------------	-------------------	-----------	------

Volatile Organic Compounds by EPA Method 8260B/Prep Method 5030

1,3,5-Trimethylbenzene	<1.00		1.00	ug/l	07/24/18 21:13	EPA 8260B	bag	
1,2,4-Trimethylbenzene	<1.00		1.00	ug/l	07/24/18 21:13	EPA 8260B	bag	
Benzene	<1.00		1.00	ug/l	07/24/18 21:13	EPA 8260B	bag	
Toluene	<1.00		1.00	ug/l	07/24/18 21:13	EPA 8260B	bag	
Ethylbenzene	<1.00		1.00	ug/l	07/24/18 21:13	EPA 8260B	bag	
Xylenes (total)	<2.00		2.00	ug/l	07/24/18 21:13	EPA 8260B	bag	
Isopropylbenzene	<1.00		1.00	ug/l	07/24/18 21:13	EPA 8260B	bag	
Methyl tert-butyl ether	<1.00		1.00	ug/l	07/24/18 21:13	EPA 8260B	bag	
Naphthalene	<1.00		1.00	ug/l	07/24/18 21:13	EPA 8260B	bag	
Surrogate: 4-Bromofluorobenzene	96.2 %		70-130		07/24/18 21:13	EPA 8260B	bag	
Surrogate: 1,2-Dichloroethane-d4	102 %		70-130		07/24/18 21:13	EPA 8260B	bag	
Surrogate: Fluorobenzene	98.4 %		70-130		07/24/18 21:13	EPA 8260B	bag	

Fairway Laboratories, Inc.

Fairway Labs in Altoona, PA is a NELAP (National Environmental Laboratory Accreditation Program) accredited lab, and as such, certifies that all applicable test results meet the requirements of NELAP, unless otherwise stated on the analytical report.

The results in this report apply to the samples analyzed in accordance with the chain of custody document. This analytical report must be reproduced in its entirety.



2019 Ninth Avenue
PO Box 1925
Altoona, PA 16603
(814) 946-4306
NELAP: PA 07-062, VA 460212

89 Kristi Road
Pennssdale, PA 17756
(570) 546-8899
PaDEP: PA 41-04684



www.fairwaylaboratories.com

State Certifications: MD 275, WV 364

Converse

2738 West College Avenue

State College PA, 16801

Project Manager: Mary Feerrar

Project: ROSEMERGY'S

Project Number: 11-17788-03

Collector: CLIENT

Number of Containers: 6

Reported:

07/26/18 14:34

Client Sample ID: EFFLUENT

Date/Time Sampled: 07/19/18 12:14

Laboratory Sample ID: 8G23016-03 (Water/Grab)

Analyte	Result	MDL	RL	Units	Date / Time Analyzed	Analytical Method	* Analyst	Note
---------	--------	-----	----	-------	----------------------	-------------------	-----------	------

Volatile Organic Compounds by EPA Method 8260B/Prep Method 5030

1,3,5-Trimethylbenzene	<1.00		1.00	ug/l	07/24/18 22:31	EPA 8260B	bag	
1,2,4-Trimethylbenzene	<1.00		1.00	ug/l	07/24/18 22:31	EPA 8260B	bag	
Benzene	<1.00		1.00	ug/l	07/24/18 22:31	EPA 8260B	bag	
Toluene	<1.00		1.00	ug/l	07/24/18 22:31	EPA 8260B	bag	
Ethylbenzene	<1.00		1.00	ug/l	07/24/18 22:31	EPA 8260B	bag	
Xylenes (total)	<2.00		2.00	ug/l	07/24/18 22:31	EPA 8260B	bag	
Isopropylbenzene	<1.00		1.00	ug/l	07/24/18 22:31	EPA 8260B	bag	
Methyl tert-butyl ether	<1.00		1.00	ug/l	07/24/18 22:31	EPA 8260B	bag	
Naphthalene	<1.00		1.00	ug/l	07/24/18 22:31	EPA 8260B	bag	
Surrogate: 4-Bromofluorobenzene	94.3 %		70-130		07/24/18 22:31	EPA 8260B	bag	
Surrogate: 1,2-Dichloroethane-d4	104 %		70-130		07/24/18 22:31	EPA 8260B	bag	
Surrogate: Fluorobenzene	101 %		70-130		07/24/18 22:31	EPA 8260B	bag	

Fairway Laboratories, Inc.

Fairway Labs in Altoona, PA is a NELAP (National Environmental Laboratory Accreditation Program) accredited lab, and as such, certifies that all applicable test results meet the requirements of NELAP, unless otherwise stated on the analytical report.

The results in this report apply to the samples analyzed in accordance with the chain of custody document. This analytical report must be reproduced in its entirety.



2019 Ninth Avenue
PO Box 1925
Altoona, PA 16603
(814) 946-4306
NELAP: PA 07-062, VA 460212

89 Kristi Road
Pennsdale, PA 17756
(570) 546-8899
PaDEP: PA 41-04684



www.fairwaylaboratories.com

State Certifications: MD 275, WV 364

Converse	Project: ROSEMERGY'S	
2738 West College Avenue	Project Number: 11-17788-03	Reported:
State College PA, 16801	Collector: CLIENT	07/26/18 14:34
Project Manager: Mary Feerrar	Number of Containers: 6	

Definitions

If surrogate values are not within the indicated range, then the results are considered to be estimated.

Reporting limits are adjusted accordingly when samples are analyzed at a dilution due to the matrix.

MBAS, calculated as LAS, mol wt 348

If the solid sample weight for VOC analysis does not fall within the 3.5-6.5 gram range, the results are considered estimated values.

Unless otherwise noted, all results for solids are reported on a dry weight basis.

Samples collected by Fairway Laboratories' personnel are done so in accordance with Standard Operating Procedures established by Fairway Laboratories.

- # The following analyses are to be performed immediately upon sampling: pH, sulfite, chlorine residual, dissolved oxygen, filtration for ortho phosphorus, and ferrous iron. The date and time reported reflect the time the samples were analyzed at the laboratory; and should be considered as analyzed outside the EPA holding time.
- ^ The following analytes are to be filtered immediately upon sampling: Hexavalent Chromium. Filtration through a 0.45 micron filter within 15 minutes of sampling is required for compliance with the Clean Water Act (CWA) for reporting of hexavalent chromium to prevent interconversion of chromium species.
- * P indicates analysis performed by Fairway Laboratories, Inc. at the Pennsdale location. This location is PaDEP Chapter 252 certified.
- * G indicates analysis performed by Fairway Laboratories, Inc. at the Greensburg location PaDEP: 65-00392. This location is PaDEP Chapter 252 certified.
- < Represents "less than" - indicates that the result was less than the reporting limit.
- MDL Method Detection Limit - is the lowest or minimum level that provides 99% confidence level that the analyte is detected. Any reported result values that are less than the RL are considered estimated values. If Radiological results are reported, the MDC - Minimum Detectable Concentration is shown in the MDL column.
- RL Reporting Limit - is the lowest or minimum level at which the analyte can be quantified.
- [CALC] Indicates a calculated result. Calculations use results from other analyses performed under accredited methods.

Fairway Laboratories, Inc.

Fairway Labs in Altoona, PA is a NELAP (National Environmental Laboratory Accreditation Program) accredited lab, and as such, certifies that all applicable test results meet the requirements of NELAP, unless otherwise stated on the analytical report.

The results in this report apply to the samples analyzed in accordance with the chain of custody document. This analytical report must be reproduced in its entirety.



2019 Ninth Avenue
PO Box 1925
Altoona, PA 16603
(814) 946-4306
NELAP: PA 07-062, VA 460212

89 Kristi Road
Pennssdale, PA 17756
(570) 546-8899
PaDEP: PA 41-04684



www.fairwaylaboratories.com

State Certifications: MD 275, WV 364

Converse	Project: ROSEMERGY'S	
2738 West College Avenue	Project Number: 11-17788-03	Reported:
State College PA, 16801	Collector: CLIENT	07/26/18 14:34
Project Manager: Mary Feerrar	Number of Containers: 6	

Terms & Conditions

Services provided by Fairway Laboratories Inc. are limited to the terms and conditions stated herein, unless otherwise agreed to in a formal contract.

CHAIN OF CUSTODY Fairway Laboratories Inc. ("Fairway," "us" or "we") will initiate a chain-of-custody/request for analysis upon sample receipt unless the client includes a completed form with the received sample(s). Upon request, Fairway will provide chain-of-custody forms for use.

CONFIDENTIALITY Fairway maintains confidentiality in all of our client interactions. The client's consent will be required before releasing information about the services provided.

CONTRACTS All contracts are subject to review and approval by Fairway's legal council. Each contract must be signed by a corporate officer.

PAYMENT/BILLING Unless otherwise set forth in a signed contract or purchase order, terms of payment are "NET 30 Days." The time allowed for payment shall begin based on the invoice date. A 1.5% per month service charge may be added to all unpaid balances beyond the initial 30 days. In its sole discretion, Fairway reserves the right to request payment before services and hold sample results for payment of due balances. We will not bill a third party without prior agreement among all parties acknowledging and accepting responsibility for payment.

SAMPLE COLLECTION AND SUBMISSION Clients not requesting collection services from Fairway are responsible for proper collection, preservation, packaging, and delivery of samples to the laboratory in accordance with current law and commercial practice. Fairway shall have no responsibility for sample integrity prior to the receipt of the sample(s) and/or for any inaccuracy in test or analyses results as a result of the failure of the client or any third party to maintain the integrity of samples prior to delivery to Fairway. All samples submitted must be accompanied by a completed chain of custody or similar document clearly noting the requested analyses, dates/time sampled, client contact information, and trail of custody. Samples received at the laboratory after business hours are verified on the next business day. Discrepancies are documented on the Receiving Document.

SUBCONTRACTING Some analyses may require subcontracting to another laboratory. Unless the client indicates otherwise, this decision will be made by Fairway. Subcontracted work will be identified on the final report in accordance with NELAC requirements.

RETURN OF RESULTS Fairway routinely provides faxed or verbal results within 10 working days of receipt of sample(s) and a hard copy of the data results is routinely received via US Postal Service within 15 working days. At the request of the client, Fairway may offer expedited return of sample results. Surcharges may apply to rush requests. All rush requests must be pre-approved by Fairway. We reserve the right to charge an archive retrieval fee for results older than one (1) year from the date of the request. All records will be maintained by Fairway for 5 years, after which, they will be destroyed.

SAMPLE DISPOSAL Fairway will maintain samples for four (4) weeks after the sample receipt date. Fairway will dispose of samples which are not and/or do not contain hazardous wastes (as such term is defined by applicable federal or state law), unless prior arrangements have been made for long-term storage. Fairway reserves the right to charge a disposal fee for the proper disposal of samples found or suspected to contain hazardous waste. A return shipping charge will be invoiced for samples returned to the client at their request.

HAZARD COMMUNICATION The client has the responsibility to inform the laboratory of any hazardous characteristics known or suspected about the sample, and to provide information on hazard prevention and personal protection as necessary or otherwise required by applicable law.

WARRANTY AND LIMITATION OF LIABILITY For services rendered, Fairway warrants that it will apply its best scientific knowledge and judgment and to employ its best level of effort consistent with professional standards within the environmental testing industry in performing the analytical services requested by its clients. We disclaim any other warranties, expressed or implied by law. Fairway does not accept any legal responsibility for the purposes for which client uses the test results.

LITIGATION All costs associated with compliance to any subpoena for documents, for testimony in a court of law, or for any other purpose relating to work performed by Fairway Laboratories, Inc. shall be invoiced by Fairway and paid by client. These costs shall include, but are not limited to, hourly charges for the persons involved, travel, mileage, and accommodations and for any and all other expenses associated with said litigation.

Fairway Laboratories, Inc.

Fairway Labs in Altoona, PA is a NELAP (National Environmental Laboratory Accreditation Program) accredited lab, and as such, certifies that all applicable test results meet the requirements of NELAP, unless otherwise stated on the analytical report.

The results in this report apply to the samples analyzed in accordance with the chain of custody document. This analytical report must be reproduced in its entirety.



2019 Ninth Avenue
PO Box 1925
Altoona, PA 16603
(814) 946-4306
NELAP: PA 07-062, VA 460212

89 Kristi Road
Pennsdsale, PA 17756
(570) 546-8899
PaDEP: PA 41-04684



www.fairwaylaboratories.com

State Certifications: MD 275, WV 364

Converse
2738 West College Avenue
State College PA, 16801
Project Manager: Mary Feerrar

Project: ROSEMERGY'S
Project Number: [none]
Collector: CLIENT
Number of Containers: 6

Reported:
08/24/18 10:36

ANALYTICAL REPORT FOR SAMPLES

Sample ID	Laboratory ID	Matrix	Sample Type	Date Sampled	Date Received
INFLUENT	8H20047-01	Water	Grab	08/16/18 14:15	08/17/18 14:20
MIDFLUENT	8H20047-02	Water	Grab	08/16/18 14:17	08/17/18 14:20
EFFLUENT	8H20047-03	Water	Grab	08/16/18 14:20	08/17/18 14:20

Fairway Laboratories, Inc.

Reviewed and Submitted by:

Michael P. Tyler
Laboratory Director

Fairway Labs in Altoona, PA is a NELAP (National Environmental Laboratory Accreditation Program) accredited lab, and as such, certifies that all applicable test results meet the requirements of NELAP, unless otherwise stated on the analytical report.

The results in this report apply to the samples analyzed in accordance with the chain of custody document. This analytical report must be reproduced in its entirety.



2019 Ninth Avenue
PO Box 1925
Altoona, PA 16603
(814) 946-4306
NELAP: PA 07-062, VA 460212

89 Kristi Road
Pennssdale, PA 17756
(570) 546-8899
PaDEP: PA 41-04684



State Certifications: MD 275, WV 364

www.fairwaylaboratories.com

Converse
2738 West College Avenue
State College PA, 16801
Project Manager: Mary Feerrar

Project: ROSEMERGY'S
Project Number: [none]
Collector: CLIENT
Number of Containers: 6

Reported:
08/24/18 10:36

Client Sample ID: INFLUENT

Date/Time Sampled: 08/16/18 14:15

Laboratory Sample ID: 8H20047-01 (Water/Grab)

Analyte	Result	MDL	RL	Units	Date / Time Analyzed	Analytical Method	* Analyst	Note
---------	--------	-----	----	-------	----------------------	-------------------	-----------	------

Volatile Organic Compounds by EPA Method 8260B/Prep Method 5030

1,3,5-Trimethylbenzene	<1.00		1.00	ug/l	08/22/18 04:49	EPA 8260B	bag	
1,2,4-Trimethylbenzene	<1.00		1.00	ug/l	08/22/18 04:49	EPA 8260B	bag	
Benzene	<1.00		1.00	ug/l	08/22/18 04:49	EPA 8260B	bag	
Toluene	<1.00		1.00	ug/l	08/22/18 04:49	EPA 8260B	bag	
Ethylbenzene	<1.00		1.00	ug/l	08/22/18 04:49	EPA 8260B	bag	
Xylenes (total)	<2.00		2.00	ug/l	08/22/18 04:49	EPA 8260B	bag	
Isopropylbenzene	<1.00		1.00	ug/l	08/22/18 04:49	EPA 8260B	bag	
Methyl tert-butyl ether	<1.00		1.00	ug/l	08/22/18 04:49	EPA 8260B	bag	
Naphthalene	<1.00		1.00	ug/l	08/22/18 04:49	EPA 8260B	bag	
Surrogate: 4-Bromofluorobenzene	124 %		70-130		08/22/18 04:49	EPA 8260B	bag	
Surrogate: 1,2-Dichloroethane-d4	124 %		70-130		08/22/18 04:49	EPA 8260B	bag	
Surrogate: Fluorobenzene	96.1 %		70-130		08/22/18 04:49	EPA 8260B	bag	

Fairway Laboratories, Inc.

Fairway Labs in Altoona, PA is a NELAP (National Environmental Laboratory Accreditation Program) accredited lab, and as such, certifies that all applicable test results meet the requirements of NELAP, unless otherwise stated on the analytical report.

The results in this report apply to the samples analyzed in accordance with the chain of custody document. This analytical report must be reproduced in its entirety.



2019 Ninth Avenue
PO Box 1925
Altoona, PA 16603
(814) 946-4306
NELAP: PA 07-062, VA 460212

89 Kristi Road
Pennssdale, PA 17756
(570) 546-8899
PaDEP: PA 41-04684



State Certifications: MD 275, WV 364

www.fairwaylaboratories.com

Converse
2738 West College Avenue
State College PA, 16801
Project Manager: Mary Feerrar

Project: ROSEMERGY'S
Project Number: [none]
Collector: CLIENT
Number of Containers: 6

Reported:
08/24/18 10:36

Client Sample ID: MIDFLUENT

Date/Time Sampled: 08/16/18 14:17

Laboratory Sample ID: 8H20047-02 (Water/Grab)

Analyte	Result	MDL	RL	Units	Date / Time Analyzed	Analytical Method	* Analyst	Note
---------	--------	-----	----	-------	----------------------	-------------------	-----------	------

Volatile Organic Compounds by EPA Method 8260B/Prep Method 5030

1,3,5-Trimethylbenzene	<1.00		1.00	ug/l	08/22/18 10:48	EPA 8260B	bag	
1,2,4-Trimethylbenzene	<1.00		1.00	ug/l	08/22/18 10:48	EPA 8260B	bag	
Benzene	<1.00		1.00	ug/l	08/22/18 10:48	EPA 8260B	bag	
Toluene	<1.00		1.00	ug/l	08/22/18 10:48	EPA 8260B	bag	I
Ethylbenzene	<1.00		1.00	ug/l	08/22/18 10:48	EPA 8260B	bag	
Xylenes (total)	<2.00		2.00	ug/l	08/22/18 10:48	EPA 8260B	bag	
Isopropylbenzene	<1.00		1.00	ug/l	08/22/18 10:48	EPA 8260B	bag	
Methyl tert-butyl ether	<1.00		1.00	ug/l	08/22/18 10:48	EPA 8260B	bag	
Naphthalene	<1.00		1.00	ug/l	08/22/18 10:48	EPA 8260B	bag	
Surrogate: 4-Bromofluorobenzene	126 %		70-130		08/22/18 10:48	EPA 8260B	bag	
Surrogate: 1,2-Dichloroethane-d4	126 %		70-130		08/22/18 10:48	EPA 8260B	bag	
Surrogate: Fluorobenzene	90.3 %		70-130		08/22/18 10:48	EPA 8260B	bag	

Fairway Laboratories, Inc.

Fairway Labs in Altoona, PA is a NELAP (National Environmental Laboratory Accreditation Program) accredited lab, and as such, certifies that all applicable test results meet the requirements of NELAP, unless otherwise stated on the analytical report.

The results in this report apply to the samples analyzed in accordance with the chain of custody document. This analytical report must be reproduced in its entirety.



2019 Ninth Avenue
PO Box 1925
Altoona, PA 16603
(814) 946-4306
NELAP: PA 07-062, VA 460212

89 Kristi Road
Pennssdale, PA 17756
(570) 546-8899
PaDEP: PA 41-04684



State Certifications: MD 275, WV 364

www.fairwaylaboratories.com

Converse

2738 West College Avenue

State College PA, 16801

Project Manager: Mary Feerrar

Project: ROSEMERGY'S

Project Number: [none]

Collector: CLIENT

Number of Containers: 6

Reported:

08/24/18 10:36

Client Sample ID: EFFLUENT

Date/Time Sampled: 08/16/18 14:20

Laboratory Sample ID: 8H20047-03 (Water/Grab)

Analyte	Result	MDL	RL	Units	Date / Time Analyzed	Analytical Method	* Analyst	Note
---------	--------	-----	----	-------	----------------------	-------------------	-----------	------

Volatile Organic Compounds by EPA Method 8260B/Prep Method 5030

1,3,5-Trimethylbenzene	<1.00		1.00	ug/l	08/22/18 10:52	EPA 8260B	bag	
1,2,4-Trimethylbenzene	<1.00		1.00	ug/l	08/22/18 10:52	EPA 8260B	bag	
Benzene	<1.00		1.00	ug/l	08/22/18 10:52	EPA 8260B	bag	
Toluene	<1.00		1.00	ug/l	08/22/18 10:52	EPA 8260B	bag	
Ethylbenzene	<1.00		1.00	ug/l	08/22/18 10:52	EPA 8260B	bag	
Xylenes (total)	<2.00		2.00	ug/l	08/22/18 10:52	EPA 8260B	bag	
Isopropylbenzene	<1.00		1.00	ug/l	08/22/18 10:52	EPA 8260B	bag	
Methyl tert-butyl ether	<1.00		1.00	ug/l	08/22/18 10:52	EPA 8260B	bag	
Naphthalene	<1.00		1.00	ug/l	08/22/18 10:52	EPA 8260B	bag	
Surrogate: 4-Bromofluorobenzene	97.0 %		70-130		08/22/18 10:52	EPA 8260B	bag	
Surrogate: 1,2-Dichloroethane-d4	112 %		70-130		08/22/18 10:52	EPA 8260B	bag	
Surrogate: Fluorobenzene	110 %		70-130		08/22/18 10:52	EPA 8260B	bag	

Fairway Laboratories, Inc.

Fairway Labs in Altoona, PA is a NELAP (National Environmental Laboratory Accreditation Program) accredited lab, and as such, certifies that all applicable test results meet the requirements of NELAP, unless otherwise stated on the analytical report.

The results in this report apply to the samples analyzed in accordance with the chain of custody document. This analytical report must be reproduced in its entirety.



2019 Ninth Avenue
PO Box 1925
Altoona, PA 16603
(814) 946-4306
NELAP: PA 07-062, VA 460212

89 Kristi Road
Pennssdale, PA 17756
(570) 546-8899
PaDEP: PA 41-04684



www.fairwaylaboratories.com

State Certifications: MD 275, WV 364

Converse	Project:	ROSEMERGY'S	
2738 West College Avenue	Project Number:	[none]	Reported:
State College PA, 16801	Collector:	CLIENT	08/24/18 10:36
Project Manager: Mary Feerrar	Number of Containers:	6	

Notes

- I The spike recovery was below the acceptance range for the Matrix Spike (MS) and/or Matrix Spike Duplicate (MSD) sample analyzed with the preparation batch.



2019 Ninth Avenue
PO Box 1925
Altoona, PA 16603
(814) 946-4306
NELAP: PA 07-062, VA 460212

89 Kristi Road
Pennsdale, PA 17756
(570) 546-8899
PaDEP: PA 41-04684



State Certifications: MD 275, WV 364

www.fairwaylaboratories.com

Converse	Project: ROSEMERGY'S	
2738 West College Avenue	Project Number: [none]	Reported:
State College PA, 16801	Collector: CLIENT	08/24/18 10:36
Project Manager: Mary Feerrar	Number of Containers: 6	

Definitions

If surrogate values are not within the indicated range, then the results are considered to be estimated.

Reporting limits are adjusted accordingly when samples are analyzed at a dilution due to the matrix.

MBAS, calculated as LAS, mol wt 348

If the solid sample weight for VOC analysis does not fall within the 3.5-6.5 gram range, the results are considered estimated values.

Unless otherwise noted, all results for solids are reported on a dry weight basis.

Samples collected by Fairway Laboratories' personnel are done so in accordance with Standard Operating Procedures established by Fairway Laboratories.

- # The following analyses are to be performed immediately upon sampling: pH, sulfite, chlorine residual, dissolved oxygen, filtration for ortho phosphorus, and ferrous iron. The date and time reported reflect the time the samples were analyzed at the laboratory; and should be considered as analyzed outside the EPA holding time.
- ^ The following analytes are to be filtered immediately upon sampling: Hexavalent Chromium. Filtration through a 0.45 micron filter within 15 minutes of sampling is required for compliance with the Clean Water Act (CWA) for reporting of hexavalent chromium to prevent interconversion of chromium species.
- * P indicates analysis performed by Fairway Laboratories, Inc. at the Pennsdale location. This location is PaDEP Chapter 252 certified.
- * G indicates analysis performed by Fairway Laboratories, Inc. at the Greensburg location PaDEP: 65-00392. This location is PaDEP Chapter 252 certified.
- < Represents "less than" - indicates that the result was less than the reporting limit.
- MDL Method Detection Limit - is the lowest or minimum level that provides 99% confidence level that the analyte is detected. Any reported result values that are less than the RL are considered estimated values. If Radiological results are reported, the MDC - Minimum Detectable Concentration is shown in the MDL column.
- RL Reporting Limit - is the lowest or minimum level at which the analyte can be quantified.
- [CALC] Indicates a calculated result. Calculations use results from other analyses performed under accredited methods.



2019 Ninth Avenue
PO Box 1925
Altoona, PA 16603
(814) 946-4306
NELAP: PA 07-062, VA 460212

89 Kristi Road
Pennssdale, PA 17756
(570) 546-8899
PaDEP: PA 41-04684



www.fairwaylaboratories.com

State Certifications: MD 275, WV 364

Converse	Project: ROSEMERGY'S	
2738 West College Avenue	Project Number: [none]	Reported:
State College PA, 16801	Collector: CLIENT	08/24/18 10:36
Project Manager: Mary Feerrar	Number of Containers: 6	

Terms & Conditions

Services provided by Fairway Laboratories Inc. are limited to the terms and conditions stated herein, unless otherwise agreed to in a formal contract.

CHAIN OF CUSTODY Fairway Laboratories Inc. ("Fairway," "us" or "we") will initiate a chain-of-custody/request for analysis upon sample receipt unless the client includes a completed form with the received sample(s). Upon request, Fairway will provide chain-of-custody forms for use.

CONFIDENTIALITY Fairway maintains confidentiality in all of our client interactions. The client's consent will be required before releasing information about the services provided.

CONTRACTS All contracts are subject to review and approval by Fairway's legal council. Each contract must be signed by a corporate officer.

PAYMENT/BILLING Unless otherwise set forth in a signed contract or purchase order, terms of payment are "NET 30 Days." The time allowed for payment shall begin based on the invoice date. A 1.5% per month service charge may be added to all unpaid balances beyond the initial 30 days. In its sole discretion, Fairway reserves the right to request payment before services and hold sample results for payment of due balances. We will not bill a third party without prior agreement among all parties acknowledging and accepting responsibility for payment.

SAMPLE COLLECTION AND SUBMISSION Clients not requesting collection services from Fairway are responsible for proper collection, preservation, packaging, and delivery of samples to the laboratory in accordance with current law and commercial practice. Fairway shall have no responsibility for sample integrity prior to the receipt of the sample(s) and/or for any inaccuracy in test or analyses results as a result of the failure of the client or any third party to maintain the integrity of samples prior to delivery to Fairway. All samples submitted must be accompanied by a completed chain of custody or similar document clearly noting the requested analyses, dates/time sampled, client contact information, and trail of custody. Samples received at the laboratory after business hours are verified on the next business day. Discrepancies are documented on the Receiving Document.

SUBCONTRACTING Some analyses may require subcontracting to another laboratory. Unless the client indicates otherwise, this decision will be made by Fairway. Subcontracted work will be identified on the final report in accordance with NELAC requirements.

RETURN OF RESULTS Fairway routinely provides faxed or verbal results within 10 working days of receipt of sample(s) and a hard copy of the data results is routinely received via US Postal Service within 15 working days. At the request of the client, Fairway may offer expedited return of sample results. Surcharges may apply to rush requests. All rush requests must be pre-approved by Fairway. We reserve the right to charge an archive retrieval fee for results older than one (1) year from the date of the request. All records will be maintained by Fairway for 5 years, after which, they will be destroyed.

SAMPLE DISPOSAL Fairway will maintain samples for four (4) weeks after the sample receipt date. Fairway will dispose of samples which are not and/or do not contain hazardous wastes (as such term is defined by applicable federal or state law), unless prior arrangements have been made for long-term storage. Fairway reserves the right to charge a disposal fee for the proper disposal of samples found or suspected to contain hazardous waste. A return shipping charge will be invoiced for samples returned to the client at their request.

HAZARD COMMUNICATION The client has the responsibility to inform the laboratory of any hazardous characteristics known or suspected about the sample, and to provide information on hazard prevention and personal protection as necessary or otherwise required by applicable law.

WARRANTY AND LIMITATION OF LIABILITY For services rendered, Fairway warrants that it will apply its best scientific knowledge and judgment and to employ its best level of effort consistent with professional standards within the environmental testing industry in performing the analytical services requested by its clients. We disclaim any other warranties, expressed or implied by law. Fairway does not accept any legal responsibility for the purposes for which client uses the test results.

LITIGATION All costs associated with compliance to any subpoena for documents, for testimony in a court of law, or for any other purpose relating to work performed by Fairway Laboratories, Inc. shall be invoiced by Fairway and paid by client. These costs shall include, but are not limited to, hourly charges for the persons involved, travel, mileage, and accommodations and for any and all other expenses associated with said litigation.

Fairway Laboratories, Inc.

Fairway Labs in Altoona, PA is a NELAP (National Environmental Laboratory Accreditation Program) accredited lab, and as such, certifies that all applicable test results meet the requirements of NELAP, unless otherwise stated on the analytical report.

The results in this report apply to the samples analyzed in accordance with the chain of custody document. This analytical report must be reproduced in its entirety.

SHIPMENT TO LAB. CANARY-CONVERSE. PINK-RETAINED BY FIELD REP.
REC'D. Boulevard 5-17-46 1420

2 of 2

L200248

(Not applicable for WV compliance)

COC/Labels on bottles agree? Y ☐ * Correct containers for all the analysis requested? Y ☐ * Matrix: water

[illegible]

Client Contact: _____ **Date:** _____

Comments:**



2019 Ninth Avenue
PO Box 1925
Altoona, PA 16603
(814) 946-4306
NELAP: PA 07-062, VA 460212

89 Kristi Road
Pennsdsale, PA 17756
(570) 546-8899
PaDEP: PA 41-04684



www.fairwaylaboratories.com

State Certifications: MD 275, WV 364

Converse
2738 West College Avenue
State College PA, 16801
Project Manager: Mary Feerrar

Project: ROSEMERGY'S
Project Number: 11-17788-03
Collector: CLIENT
Number of Containers: 4

Reported:
10/05/18 09:32

ANALYTICAL REPORT FOR SAMPLES

Sample ID	Laboratory ID	Matrix	Sample Type	Date Sampled	Date Received
INFLUENT	8J01063-01	Water	Grab	09/27/18 14:48	09/28/18 13:20
MIDFLUENT	8J01063-02	Water	Grab	09/27/18 14:49	09/28/18 13:20
EFFLUENT	8J01063-03	Water	Grab	09/27/18 14:50	09/28/18 13:20

Fairway Laboratories, Inc.

Reviewed and Submitted by:

Michael P. Tyler
Laboratory Director

Fairway Labs in Altoona, PA is a NELAP (National Environmental Laboratory Accreditation Program) accredited lab, and as such, certifies that all applicable test results meet the requirements of NELAP, unless otherwise stated on the analytical report.

The results in this report apply to the samples analyzed in accordance with the chain of custody document. This analytical report must be reproduced in its entirety.



2019 Ninth Avenue
PO Box 1925
Altoona, PA 16603
(814) 946-4306
NELAP: PA 07-062, VA 460212

89 Kristi Road
Pennssdale, PA 17756
(570) 546-8899
PaDEP: PA 41-04684



State Certifications: MD 275, WV 364

www.fairwaylaboratories.com

Converse

2738 West College Avenue

State College PA, 16801

Project Manager: Mary Feerrar

Project: ROSEMERGY'S

Project Number: 11-17788-03

Collector: CLIENT

Number of Containers: 4

Reported:

10/05/18 09:32

Client Sample ID: INFLUENT

Date/Time Sampled: 09/27/18 14:48

Laboratory Sample ID: 8J01063-01 (Water/Grab)

Analyte	Result	MDL	RL	Units	Date / Time Analyzed	Analytical Method	* Analyst	Note
---------	--------	-----	----	-------	----------------------	-------------------	-----------	------

Volatile Organic Compounds by EPA Method 8260B/Prep Method 5030

1,3,5-Trimethylbenzene	<1.00		1.00	ug/l	10/03/18 01:46	EPA 8260B	bag	
1,2,4-Trimethylbenzene	1.38		1.00	ug/l	10/03/18 01:46	EPA 8260B	bag	
Benzene	1.23		1.00	ug/l	10/03/18 01:46	EPA 8260B	bag	
Toluene	2.13		1.00	ug/l	10/03/18 01:46	EPA 8260B	bag	
Ethylbenzene	1.17		1.00	ug/l	10/03/18 01:46	EPA 8260B	bag	
Xylenes (total)	7.76		2.00	ug/l	10/03/18 01:46	EPA 8260B	bag	
Isopropylbenzene	<1.00		1.00	ug/l	10/03/18 01:46	EPA 8260B	bag	
Methyl tert-butyl ether	<1.00		1.00	ug/l	10/03/18 01:46	EPA 8260B	bag	
Naphthalene	3.74		1.00	ug/l	10/03/18 01:46	EPA 8260B	bag	
Surrogate: 4-Bromofluorobenzene	99.9 %		70-130		10/03/18 01:46	EPA 8260B	bag	
Surrogate: 1,2-Dichloroethane-d4	93.8 %		70-130		10/03/18 01:46	EPA 8260B	bag	
Surrogate: Fluorobenzene	94.0 %		70-130		10/03/18 01:46	EPA 8260B	bag	

Fairway Laboratories, Inc.

Fairway Labs in Altoona, PA is a NELAP (National Environmental Laboratory Accreditation Program) accredited lab, and as such, certifies that all applicable test results meet the requirements of NELAP, unless otherwise stated on the analytical report.

The results in this report apply to the samples analyzed in accordance with the chain of custody document. This analytical report must be reproduced in its entirety.



2019 Ninth Avenue
PO Box 1925
Altoona, PA 16603
(814) 946-4306
NELAP: PA 07-062, VA 460212

89 Kristi Road
Pennssdale, PA 17756
(570) 546-8899
PaDEP: PA 41-04684



State Certifications: MD 275, WV 364

www.fairwaylaboratories.com

Converse
2738 West College Avenue
State College PA, 16801
Project Manager: Mary Feerrar

Project: ROSEMERGY'S
Project Number: 11-17788-03
Collector: CLIENT
Number of Containers: 4

Reported:
10/05/18 09:32

Client Sample ID: MIDFLUENT

Date/Time Sampled: 09/27/18 14:49

Laboratory Sample ID: 8J01063-02 (Water/Grab)

Analyte	Result	MDL	RL	Units	Date / Time Analyzed	Analytical Method	* Analyst	Note
---------	--------	-----	----	-------	----------------------	-------------------	-----------	------

Volatile Organic Compounds by EPA Method 8260B/Prep Method 5030

1,3,5-Trimethylbenzene	<1.00		1.00	ug/l	10/03/18 02:16	EPA 8260B	bag	
1,2,4-Trimethylbenzene	<1.00		1.00	ug/l	10/03/18 02:16	EPA 8260B	bag	
Benzene	<1.00		1.00	ug/l	10/03/18 02:16	EPA 8260B	bag	
Toluene	<1.00		1.00	ug/l	10/03/18 02:16	EPA 8260B	bag	
Ethylbenzene	<1.00		1.00	ug/l	10/03/18 02:16	EPA 8260B	bag	
Xylenes (total)	<2.00		2.00	ug/l	10/03/18 02:16	EPA 8260B	bag	
Isopropylbenzene	<1.00		1.00	ug/l	10/03/18 02:16	EPA 8260B	bag	
Methyl tert-butyl ether	<1.00		1.00	ug/l	10/03/18 02:16	EPA 8260B	bag	
Naphthalene	<1.00		1.00	ug/l	10/03/18 02:16	EPA 8260B	bag	
Surrogate: 4-Bromofluorobenzene	98.7 %		70-130		10/03/18 02:16	EPA 8260B	bag	
Surrogate: 1,2-Dichloroethane-d4	94.0 %		70-130		10/03/18 02:16	EPA 8260B	bag	
Surrogate: Fluorobenzene	92.8 %		70-130		10/03/18 02:16	EPA 8260B	bag	



2019 Ninth Avenue
PO Box 1925
Altoona, PA 16603
(814) 946-4306
NELAP: PA 07-062, VA 460212

89 Kristi Road
Pennssdale, PA 17756
(570) 546-8899
PaDEP: PA 41-04684



State Certifications: MD 275, WV 364

www.fairwaylaboratories.com

Converse

2738 West College Avenue

State College PA, 16801

Project Manager: Mary Feerrar

Project: ROSEMERGY'S

Project Number: 11-17788-03

Collector: CLIENT

Number of Containers: 4

Reported:

10/05/18 09:32

Client Sample ID: EFFLUENT

Date/Time Sampled: 09/27/18 14:50

Laboratory Sample ID: 8J01063-03 (Water/Grab)

Analyte	Result	MDL	RL	Units	Date / Time Analyzed	Analytical Method	* Analyst	Note
---------	--------	-----	----	-------	----------------------	-------------------	-----------	------

Volatile Organic Compounds by EPA Method 8260B/Prep Method 5030

1,3,5-Trimethylbenzene	<1.00		1.00	ug/l	10/03/18 02:46	EPA 8260B	bag	
1,2,4-Trimethylbenzene	<1.00		1.00	ug/l	10/03/18 02:46	EPA 8260B	bag	
Benzene	<1.00		1.00	ug/l	10/03/18 02:46	EPA 8260B	bag	
Toluene	<1.00		1.00	ug/l	10/03/18 02:46	EPA 8260B	bag	
Ethylbenzene	<1.00		1.00	ug/l	10/03/18 02:46	EPA 8260B	bag	
Xylenes (total)	<2.00		2.00	ug/l	10/03/18 02:46	EPA 8260B	bag	
Isopropylbenzene	<1.00		1.00	ug/l	10/03/18 02:46	EPA 8260B	bag	
Methyl tert-butyl ether	<1.00		1.00	ug/l	10/03/18 02:46	EPA 8260B	bag	
Naphthalene	<1.00		1.00	ug/l	10/03/18 02:46	EPA 8260B	bag	
Surrogate: 4-Bromofluorobenzene	99.9 %		70-130		10/03/18 02:46	EPA 8260B	bag	
Surrogate: 1,2-Dichloroethane-d4	92.9 %		70-130		10/03/18 02:46	EPA 8260B	bag	
Surrogate: Fluorobenzene	91.4 %		70-130		10/03/18 02:46	EPA 8260B	bag	

Fairway Laboratories, Inc.

Fairway Labs in Altoona, PA is a NELAP (National Environmental Laboratory Accreditation Program) accredited lab, and as such, certifies that all applicable test results meet the requirements of NELAP, unless otherwise stated on the analytical report.

The results in this report apply to the samples analyzed in accordance with the chain of custody document. This analytical report must be reproduced in its entirety.



2019 Ninth Avenue
PO Box 1925
Altoona, PA 16603
(814) 946-4306
NELAP: PA 07-062, VA 460212

89 Kristi Road
Pennsdale, PA 17756
(570) 546-8899
PaDEP: PA 41-04684



www.fairwaylaboratories.com

State Certifications: MD 275, WV 364

Converse	Project: ROSEMERGY'S	
2738 West College Avenue	Project Number: 11-17788-03	Reported:
State College PA, 16801	Collector: CLIENT	10/05/18 09:32
Project Manager: Mary Feerrar	Number of Containers: 4	

Definitions

If surrogate values are not within the indicated range, then the results are considered to be estimated.

Reporting limits are adjusted accordingly when samples are analyzed at a dilution due to the matrix.

MBAS, calculated as LAS, mol wt 348

If the solid sample weight for VOC analysis does not fall within the 3.5-6.5 gram range, the results are considered estimated values.

Unless otherwise noted, all results for solids are reported on a dry weight basis.

Samples collected by Fairway Laboratories' personnel are done so in accordance with Standard Operating Procedures established by Fairway Laboratories.

- # The following analyses are to be performed immediately upon sampling: pH, sulfite, chlorine residual, dissolved oxygen, filtration for ortho phosphorus, and ferrous iron. The date and time reported reflect the time the samples were analyzed at the laboratory; and should be considered as analyzed outside the EPA holding time.
- ^ The following analytes are to be filtered immediately upon sampling: Hexavalent Chromium. Filtration through a 0.45 micron filter within 15 minutes of sampling is required for compliance with the Clean Water Act (CWA) for reporting of hexavalent chromium to prevent interconversion of chromium species.
- * P indicates analysis performed by Fairway Laboratories, Inc. at the Pennsdale location. This location is PaDEP Chapter 252 certified.
- * G indicates analysis performed by Fairway Laboratories, Inc. at the Greensburg location PaDEP: 65-00392. This location is PaDEP Chapter 252 certified.
- < Represents "less than" - indicates that the result was less than the reporting limit.
- MDL Method Detection Limit - is the lowest or minimum level that provides 99% confidence level that the analyte is detected. Any reported result values that are less than the RL are considered estimated values. If Radiological results are reported, the MDC - Minimum Detectable Concentration is shown in the MDL column.
- RL Reporting Limit - is the lowest or minimum level at which the analyte can be quantified.
- [CALC] Indicates a calculated result. Calculations use results from other analyses performed under accredited methods.

Fairway Laboratories, Inc.

Fairway Labs in Altoona, PA is a NELAP (National Environmental Laboratory Accreditation Program) accredited lab, and as such, certifies that all applicable test results meet the requirements of NELAP, unless otherwise stated on the analytical report.

The results in this report apply to the samples analyzed in accordance with the chain of custody document. This analytical report must be reproduced in its entirety.



2019 Ninth Avenue
PO Box 1925
Altoona, PA 16603
(814) 946-4306
NELAP: PA 07-062, VA 460212

89 Kristi Road
Pennssdale, PA 17756
(570) 546-8899
PaDEP: PA 41-04684



www.fairwaylaboratories.com

State Certifications: MD 275, WV 364

Converse	Project: ROSEMERGY'S	
2738 West College Avenue	Project Number: 11-17788-03	Reported:
State College PA, 16801	Collector: CLIENT	10/05/18 09:32
Project Manager: Mary Feerrar	Number of Containers: 4	

Terms & Conditions

Services provided by Fairway Laboratories Inc. are limited to the terms and conditions stated herein, unless otherwise agreed to in a formal contract.

CHAIN OF CUSTODY Fairway Laboratories Inc. ("Fairway," "us" or "we") will initiate a chain-of-custody/request for analysis upon sample receipt unless the client includes a completed form with the received sample(s). Upon request, Fairway will provide chain-of-custody forms for use.

CONFIDENTIALITY Fairway maintains confidentiality in all of our client interactions. The client's consent will be required before releasing information about the services provided.

CONTRACTS All contracts are subject to review and approval by Fairway's legal council. Each contract must be signed by a corporate officer.

PAYMENT/BILLING Unless otherwise set forth in a signed contract or purchase order, terms of payment are "NET 30 Days." The time allowed for payment shall begin based on the invoice date. A 1.5% per month service charge may be added to all unpaid balances beyond the initial 30 days. In its sole discretion, Fairway reserves the right to request payment before services and hold sample results for payment of due balances. We will not bill a third party without prior agreement among all parties acknowledging and accepting responsibility for payment.

SAMPLE COLLECTION AND SUBMISSION Clients not requesting collection services from Fairway are responsible for proper collection, preservation, packaging, and delivery of samples to the laboratory in accordance with current law and commercial practice. Fairway shall have no responsibility for sample integrity prior to the receipt of the sample(s) and/or for any inaccuracy in test or analyses results as a result of the failure of the client or any third party to maintain the integrity of samples prior to delivery to Fairway. All samples submitted must be accompanied by a completed chain of custody or similar document clearly noting the requested analyses, dates/time sampled, client contact information, and trail of custody. Samples received at the laboratory after business hours are verified on the next business day. Discrepancies are documented on the Receiving Document.

SUBCONTRACTING Some analyses may require subcontracting to another laboratory. Unless the client indicates otherwise, this decision will be made by Fairway. Subcontracted work will be identified on the final report in accordance with NELAC requirements.

RETURN OF RESULTS Fairway routinely provides faxed or verbal results within 10 working days of receipt of sample(s) and a hard copy of the data results is routinely received via US Postal Service within 15 working days. At the request of the client, Fairway may offer expedited return of sample results. Surcharges may apply to rush requests. All rush requests must be pre-approved by Fairway. We reserve the right to charge an archive retrieval fee for results older than one (1) year from the date of the request. All records will be maintained by Fairway for 5 years, after which, they will be destroyed.

SAMPLE DISPOSAL Fairway will maintain samples for four (4) weeks after the sample receipt date. Fairway will dispose of samples which are not and/or do not contain hazardous wastes (as such term is defined by applicable federal or state law), unless prior arrangements have been made for long-term storage. Fairway reserves the right to charge a disposal fee for the proper disposal of samples found or suspected to contain hazardous waste. A return shipping charge will be invoiced for samples returned to the client at their request.

HAZARD COMMUNICATION The client has the responsibility to inform the laboratory of any hazardous characteristics known or suspected about the sample, and to provide information on hazard prevention and personal protection as necessary or otherwise required by applicable law.

WARRANTY AND LIMITATION OF LIABILITY For services rendered, Fairway warrants that it will apply its best scientific knowledge and judgment and to employ its best level of effort consistent with professional standards within the environmental testing industry in performing the analytical services requested by its clients. We disclaim any other warranties, expressed or implied by law. Fairway does not accept any legal responsibility for the purposes for which client uses the test results.

LITIGATION All costs associated with compliance to any subpoena for documents, for testimony in a court of law, or for any other purpose relating to work performed by Fairway Laboratories, Inc. shall be invoiced by Fairway and paid by client. These costs shall include, but are not limited to, hourly charges for the persons involved, travel, mileage, and accommodations and for any and all other expenses associated with said litigation.

Fairway Laboratories, Inc.

Fairway Labs in Altoona, PA is a NELAP (National Environmental Laboratory Accreditation Program) accredited lab, and as such, certifies that all applicable test results meet the requirements of NELAP, unless otherwise stated on the analytical report.

The results in this report apply to the samples analyzed in accordance with the chain of custody document. This analytical report must be reproduced in its entirety.

SAMPLING, CHAIN OF CUSTODY AND ANALYSES RECORD FOR SOIL, GROUNDWATER AND AIR MONITORING

SAMPLING PLACE

SAMPLING, C
Losses

OWNER

—

ADDRESS

PROJECT NAME

∞ FIELD REP.

PHC

DATE 9/

27

WEATHER

1262a

PROJECT NO.

11-1771

ATTENTION

57



FIRM RESPONSIBLE FOR SAMPLING
Converse Consultants

2738 West Colliene Avenue

State College, Pennsylvania 16801

814-234-3223

Fax 814-234-3255

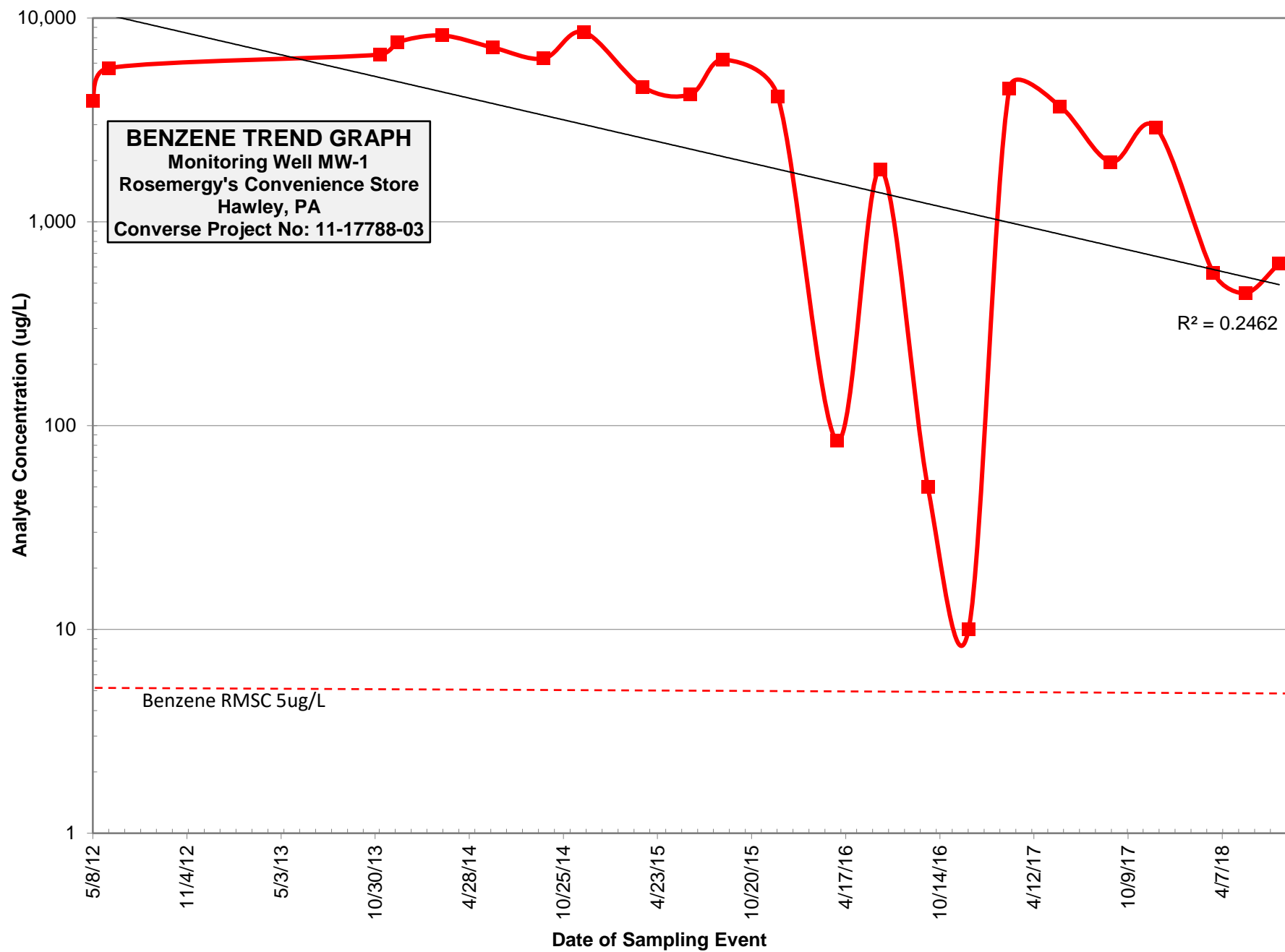
8701063

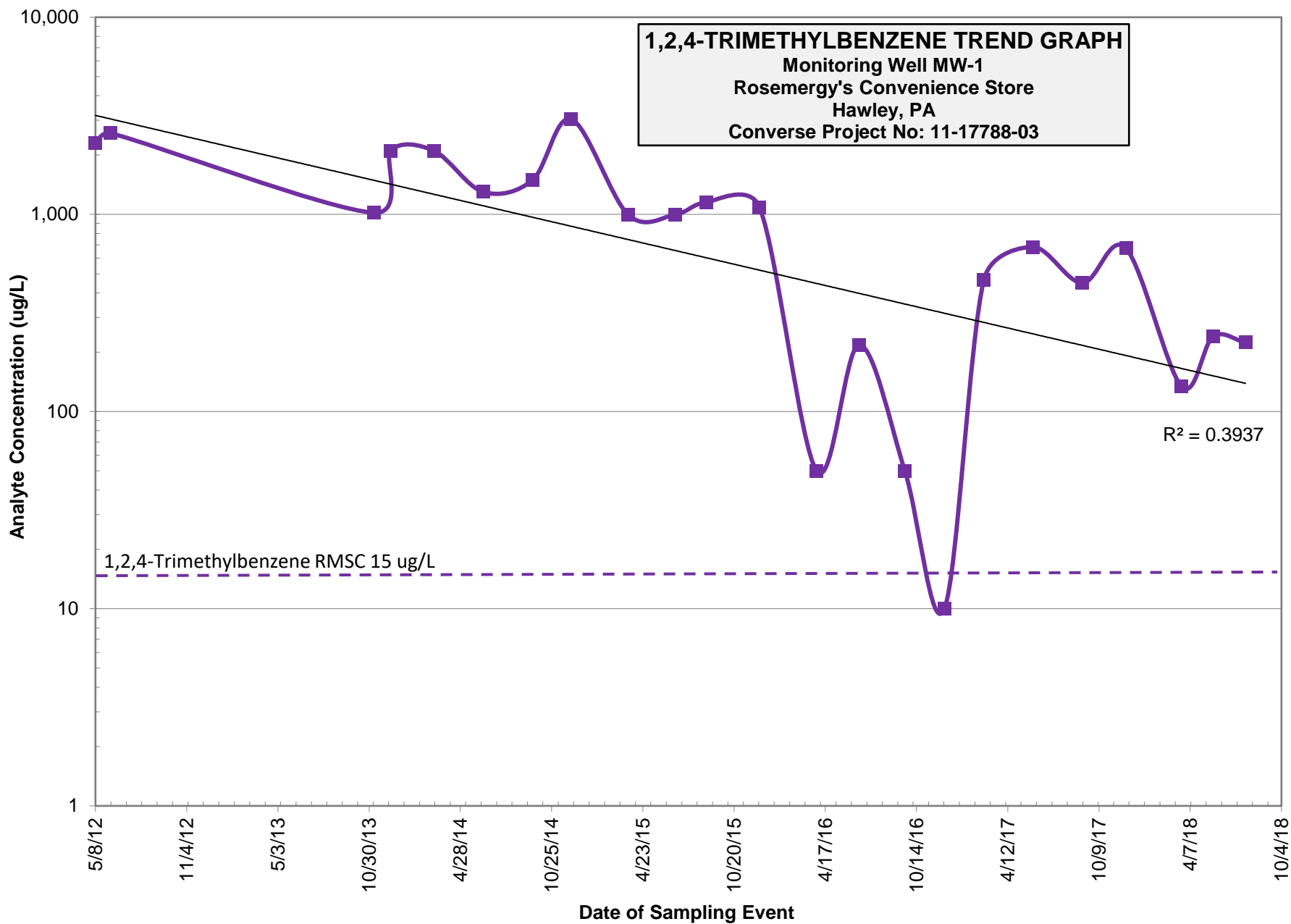
15

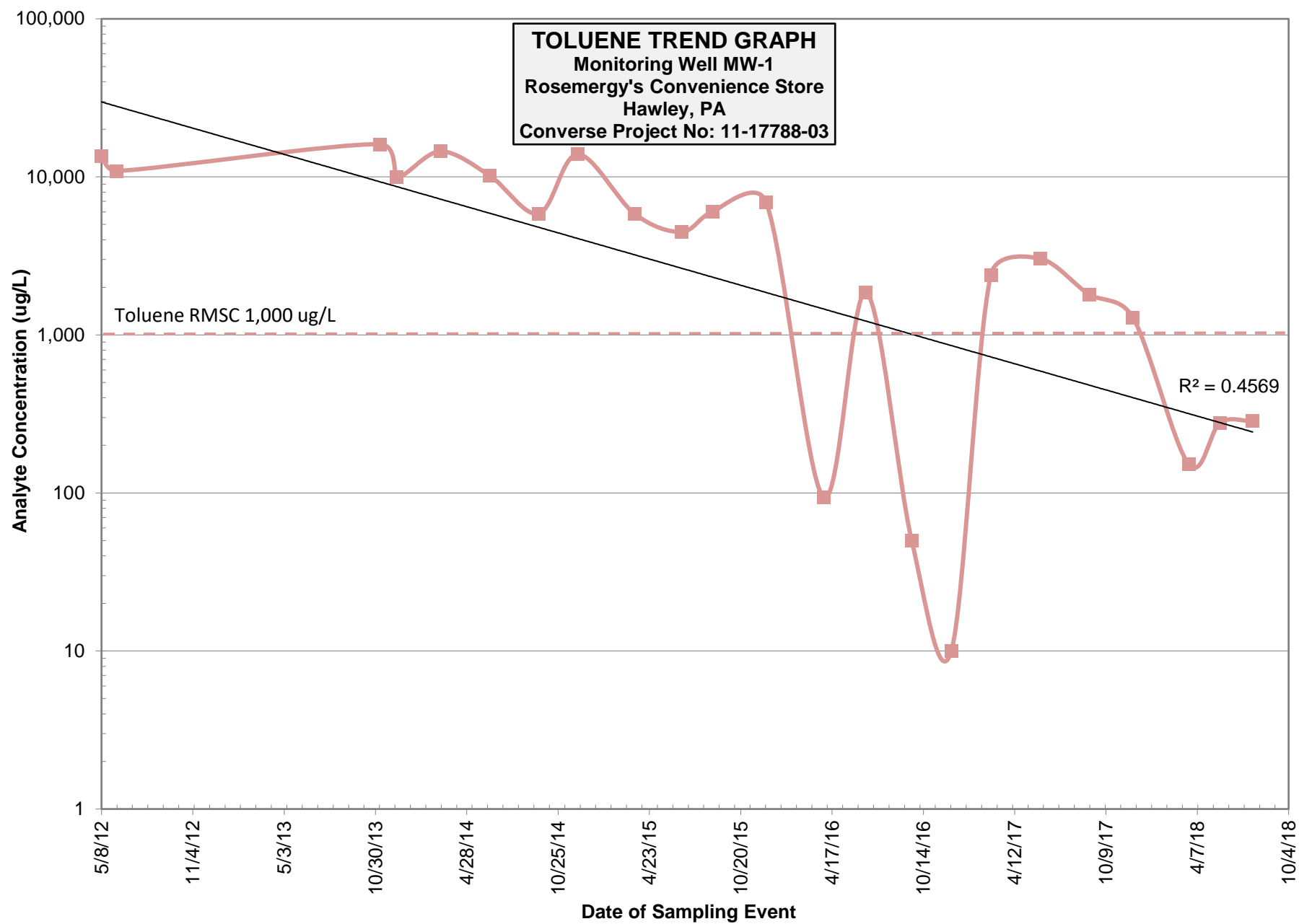
[illegible]

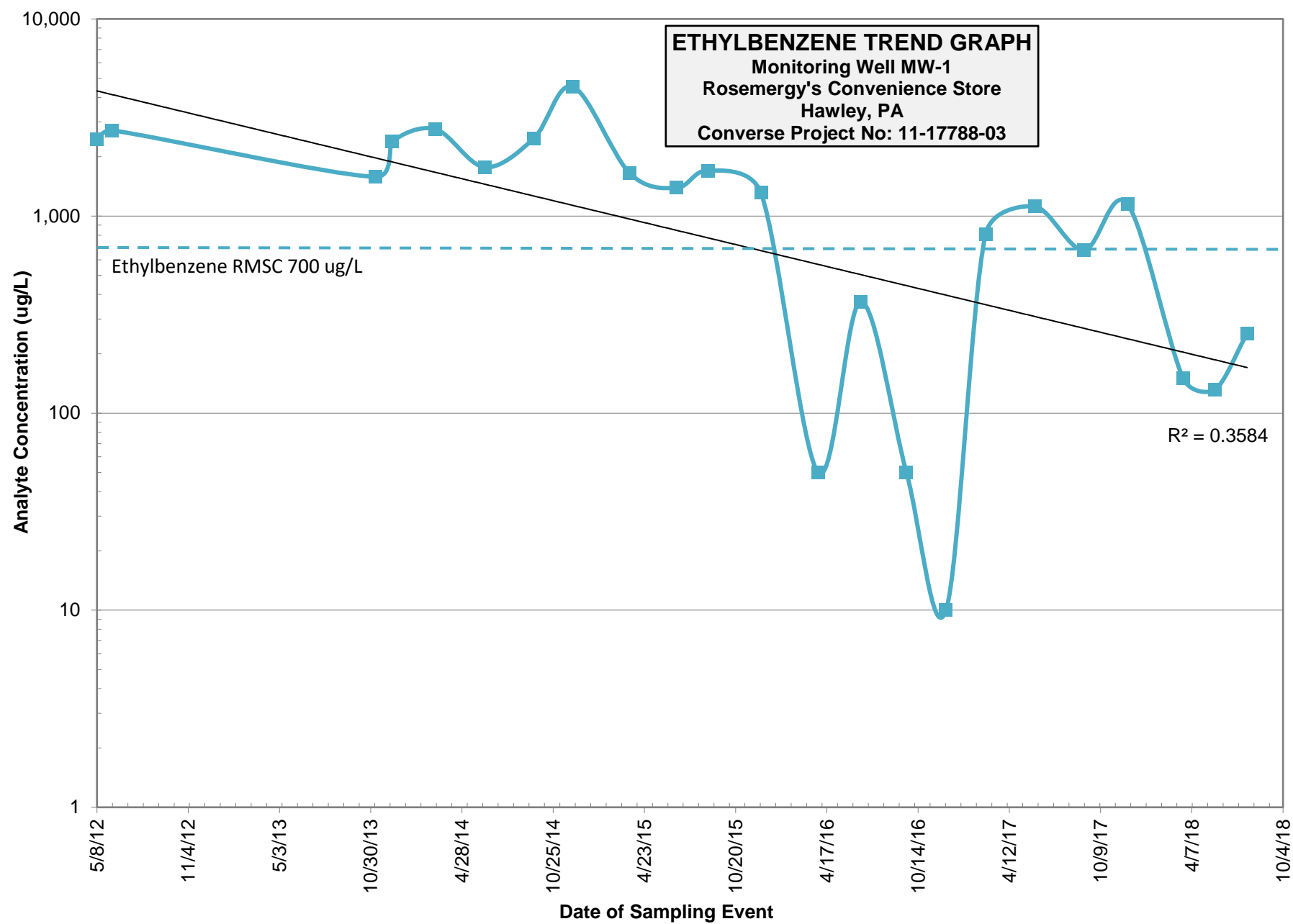
1320
DISTRIBUTION: WHITE - WITH SHIPMENT TO LAB. CANARY-CONVERSE. PINK-RETAINED BY FIELD REP.
9/28/68
11/11/68 - 9/28/68 13:30

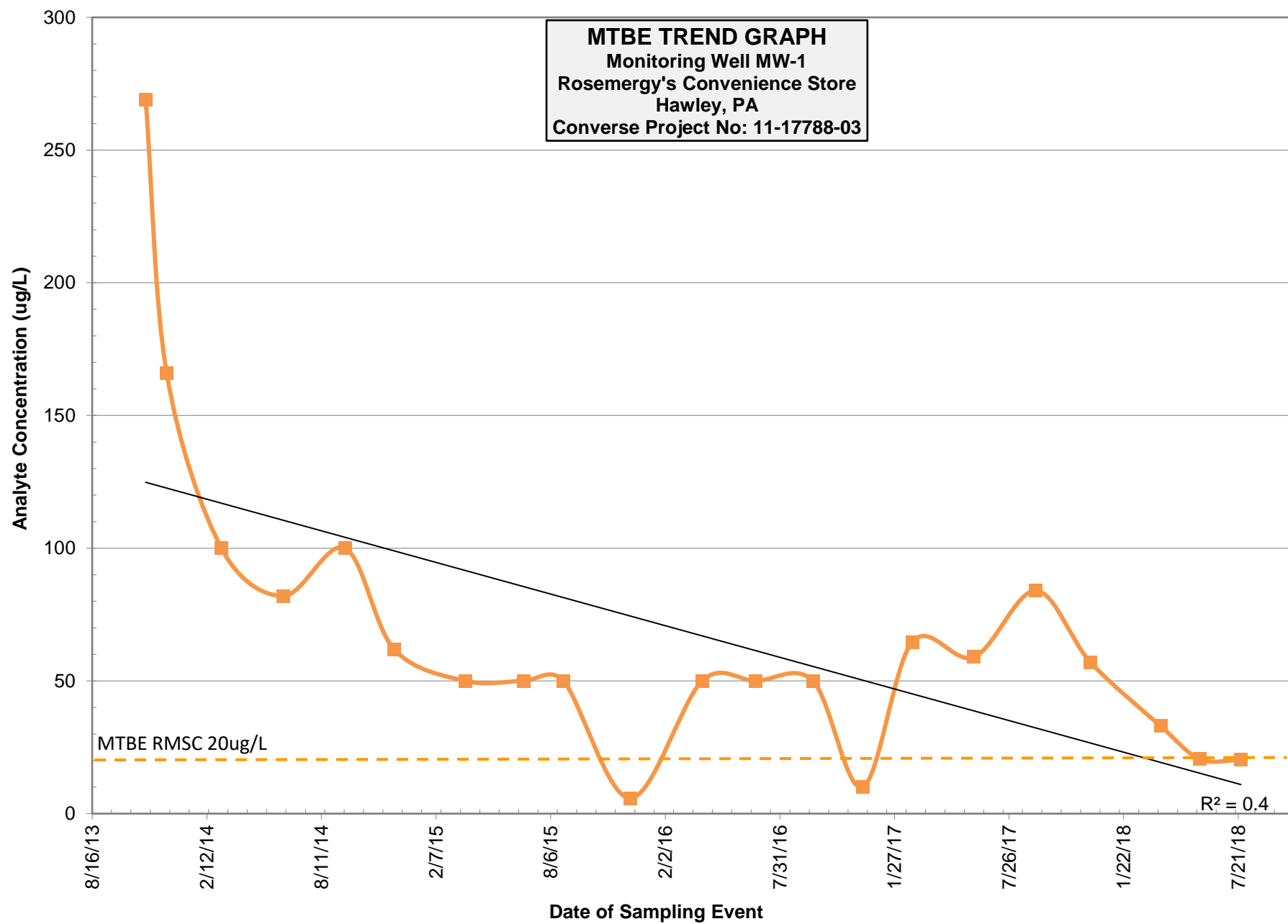
APPENDIX E

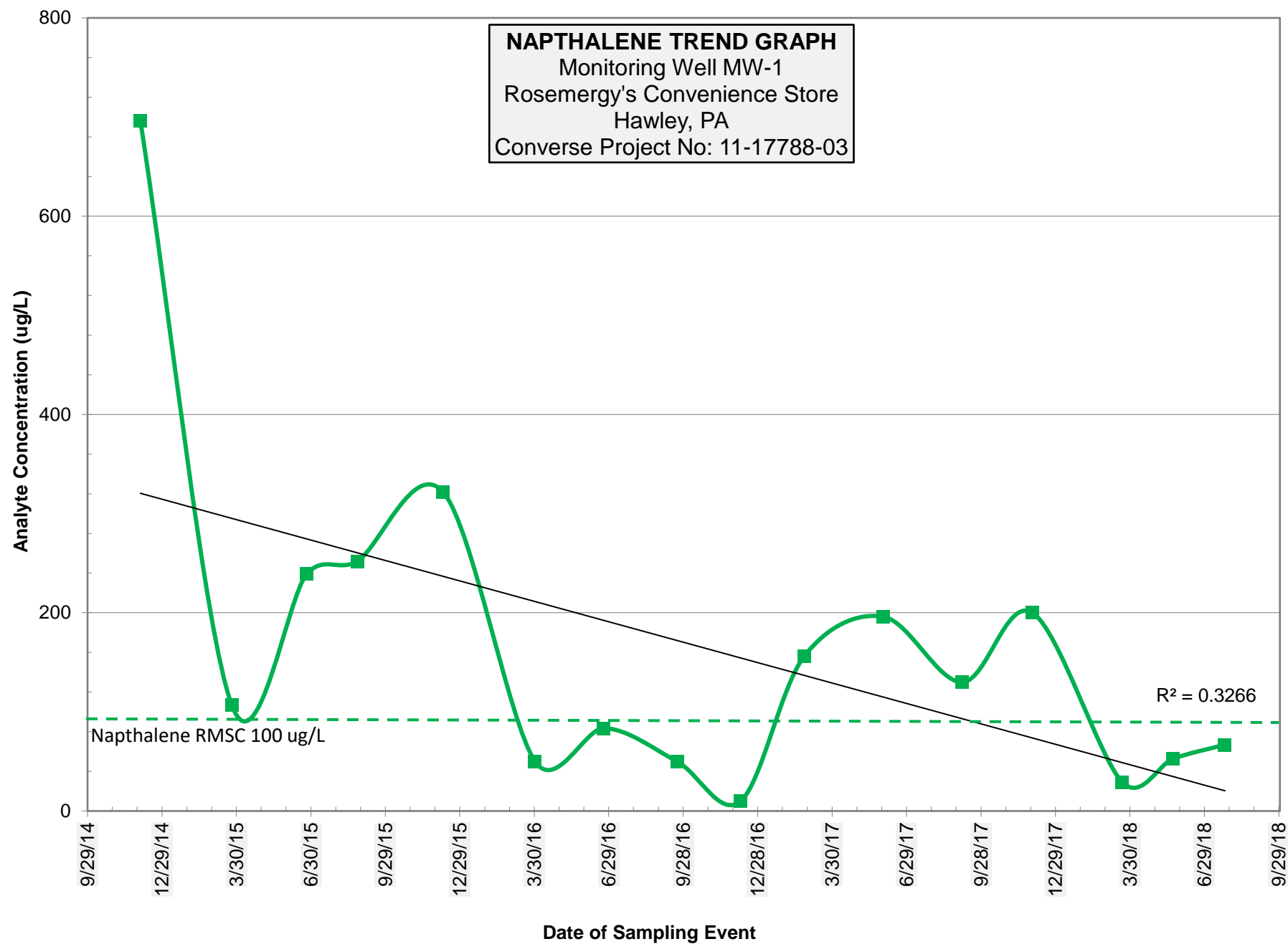


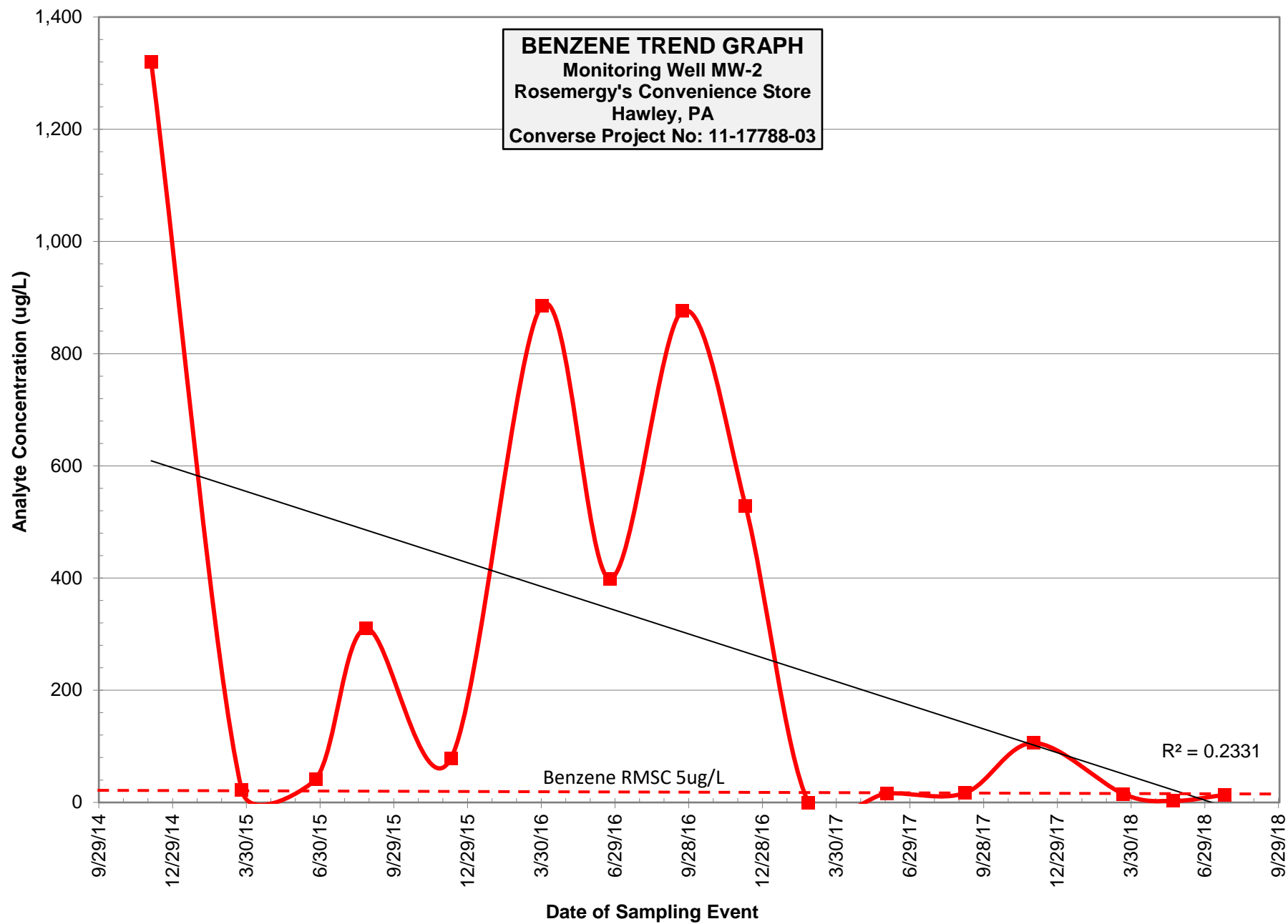


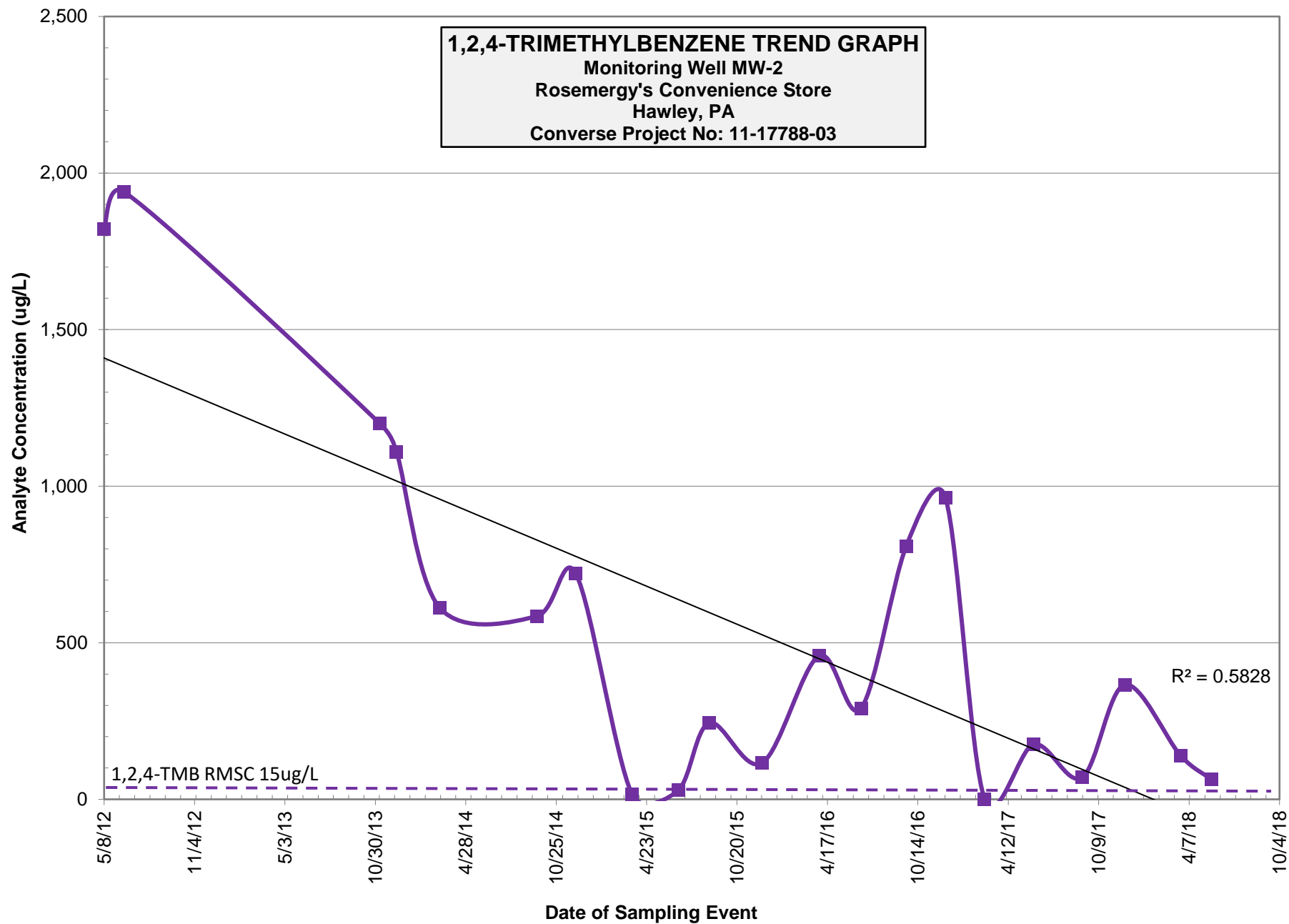


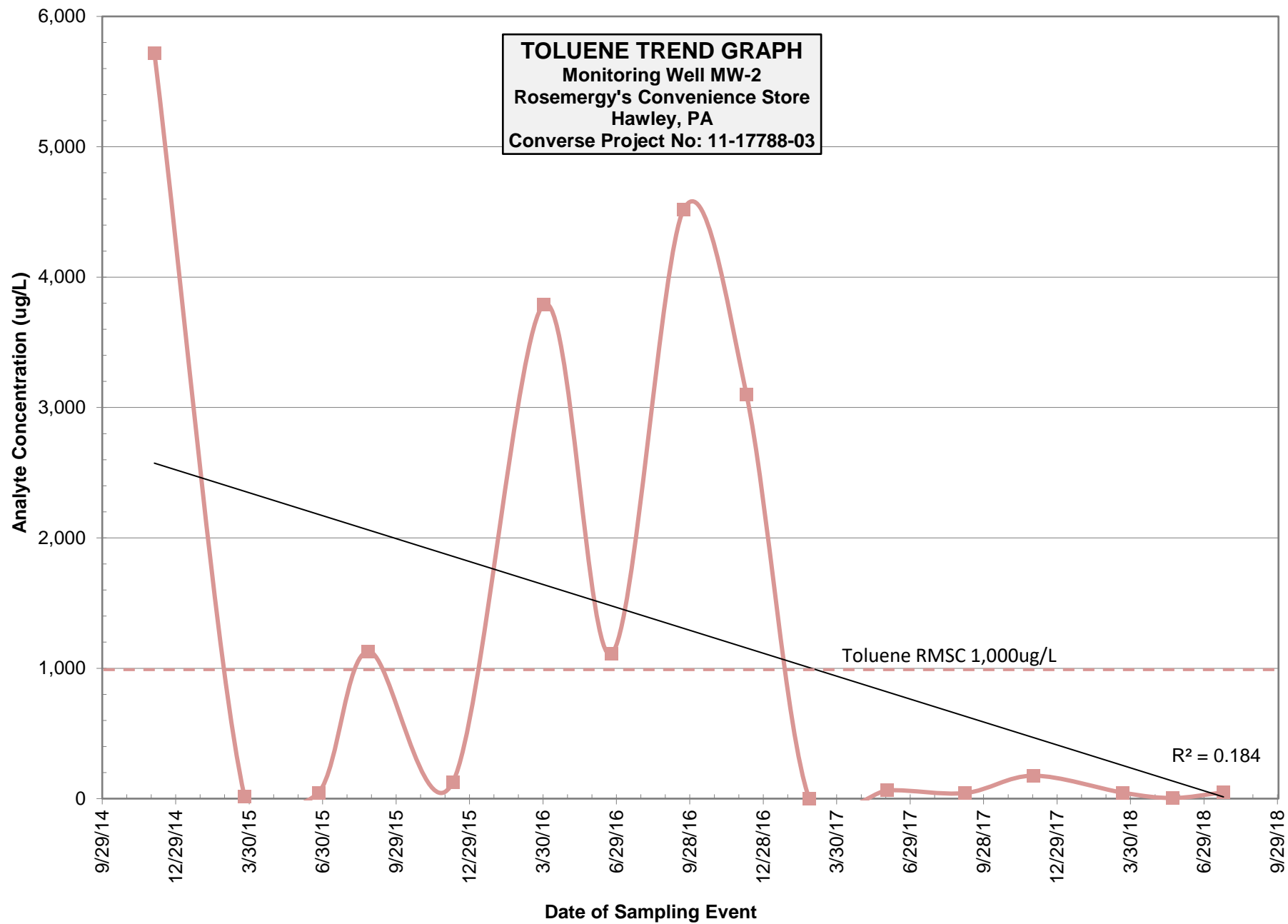


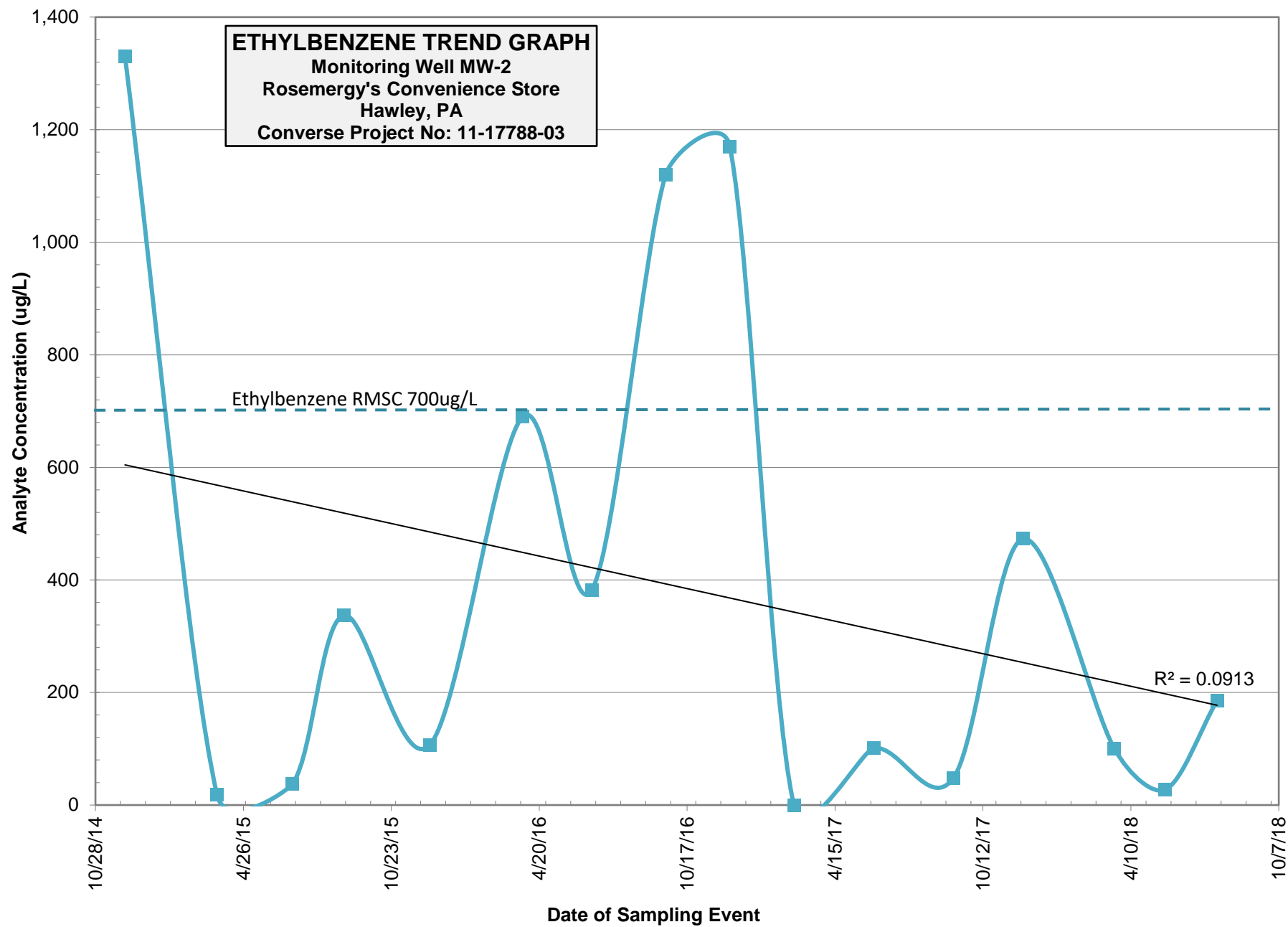


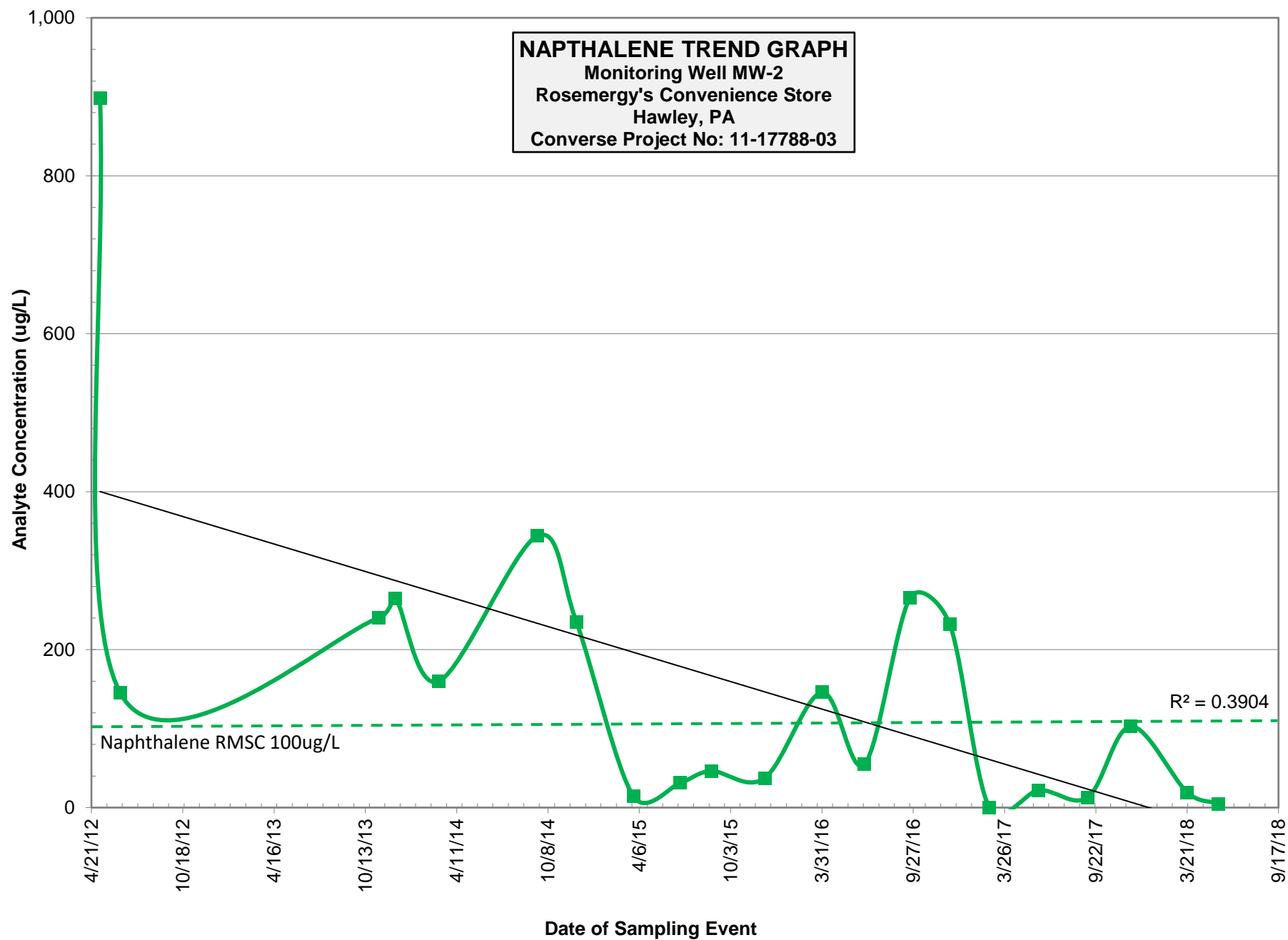


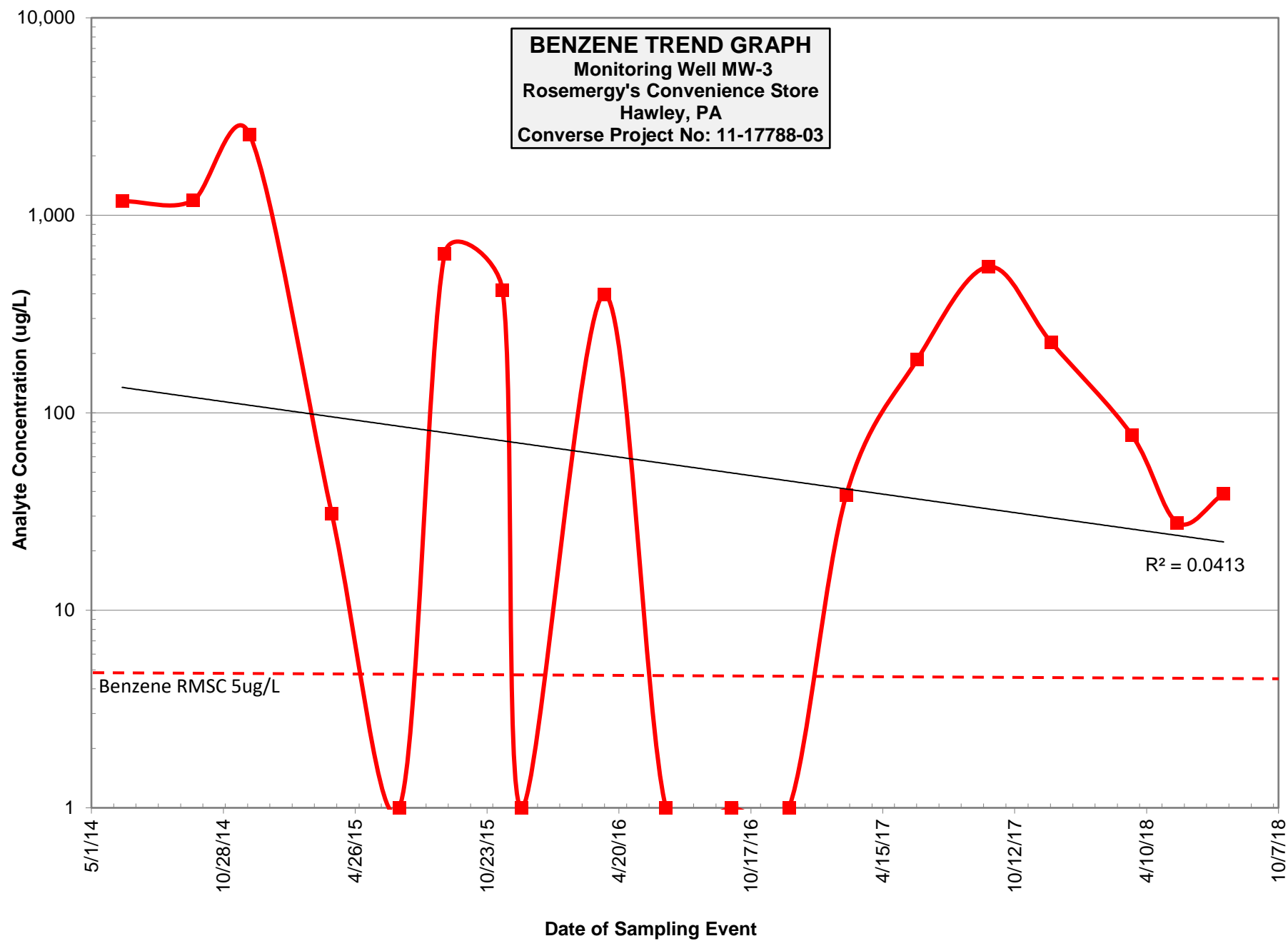


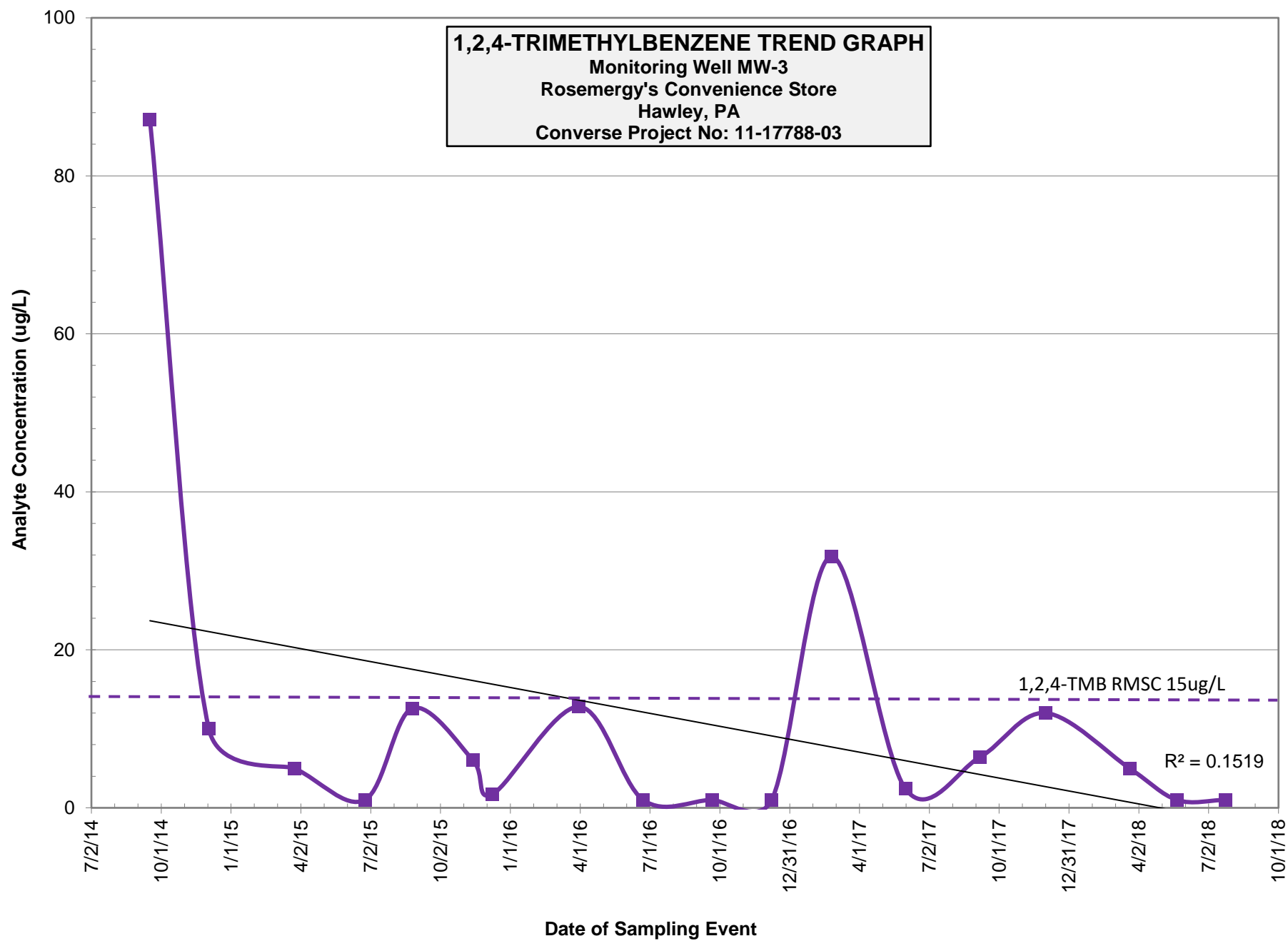


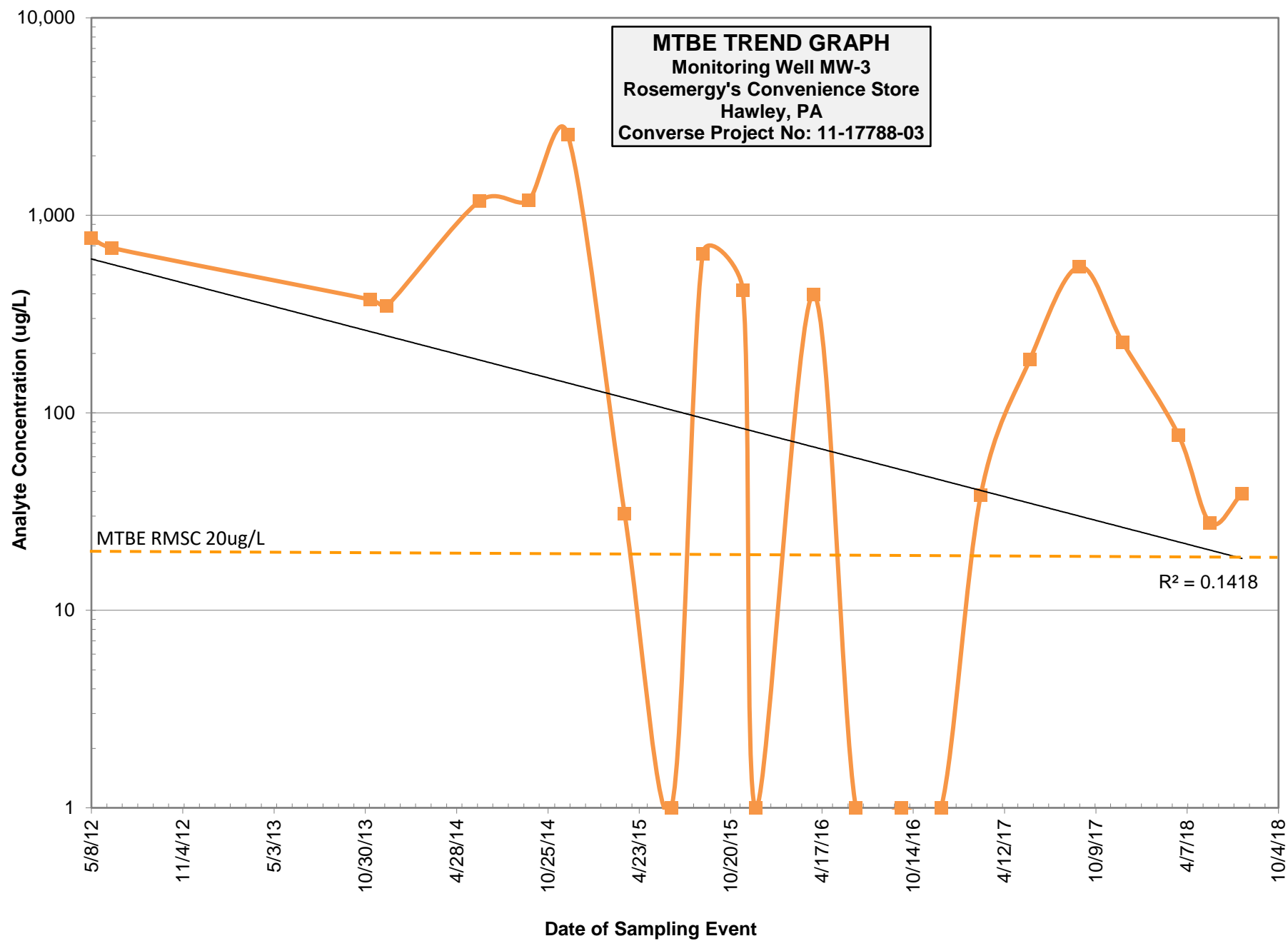


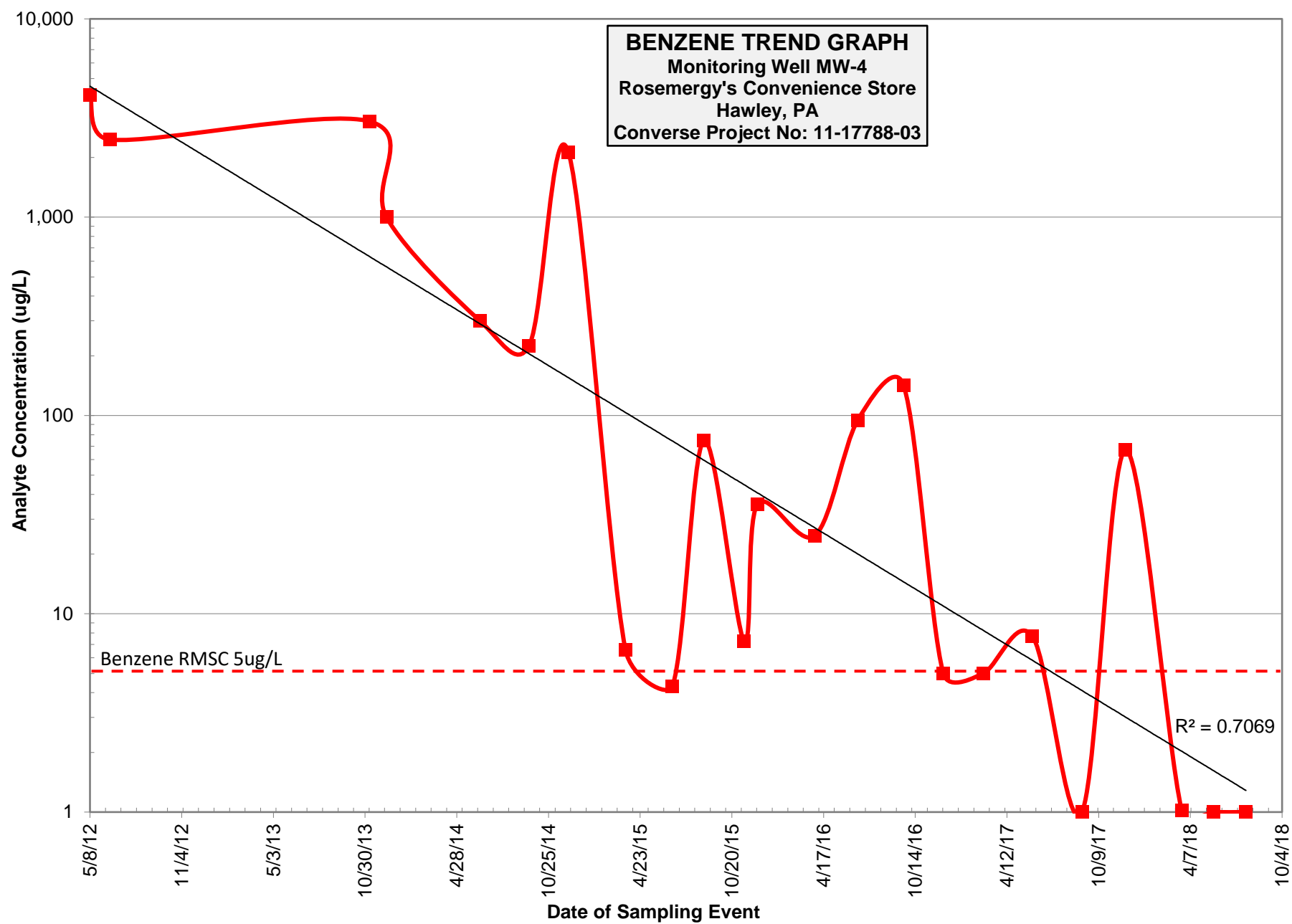


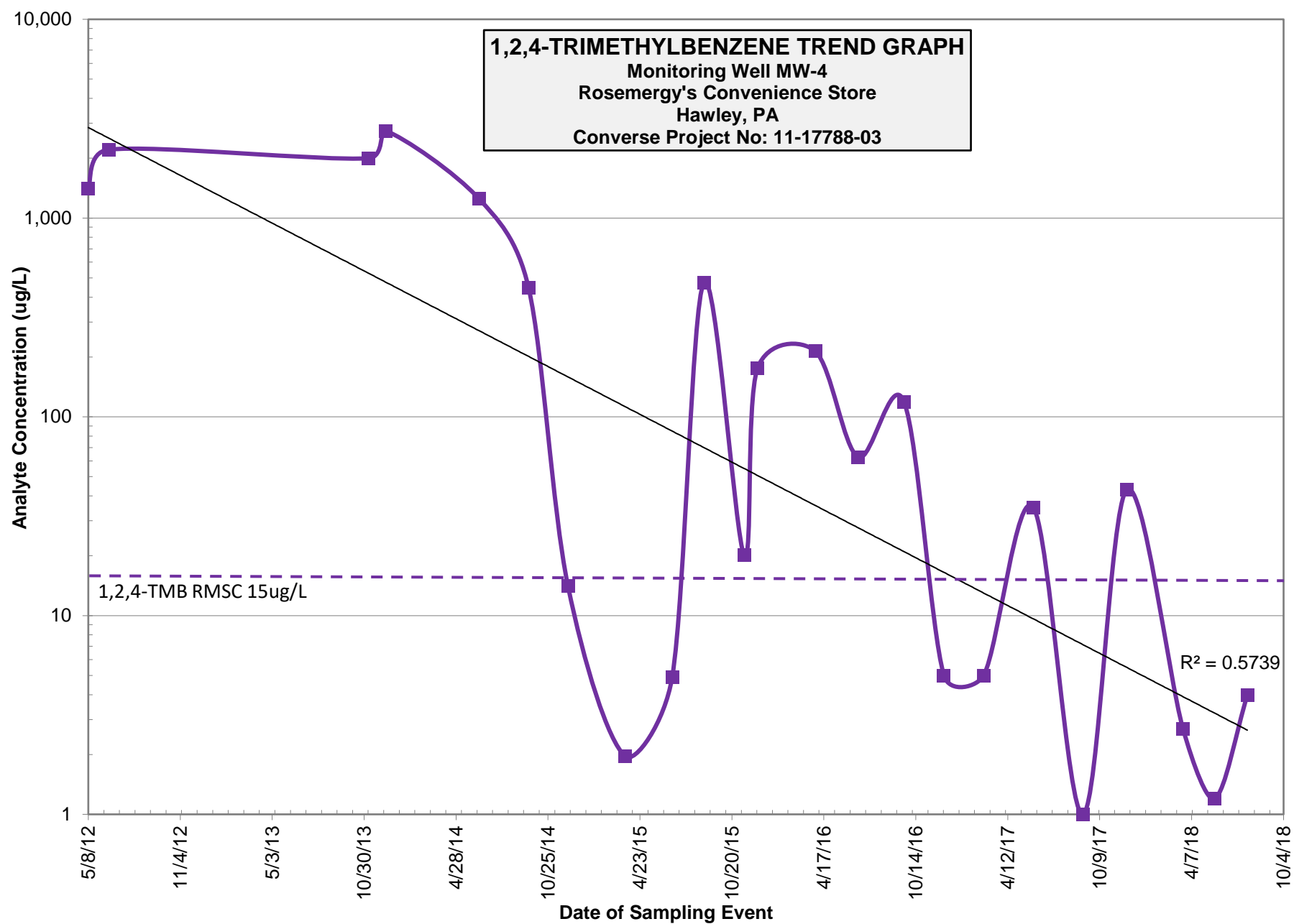


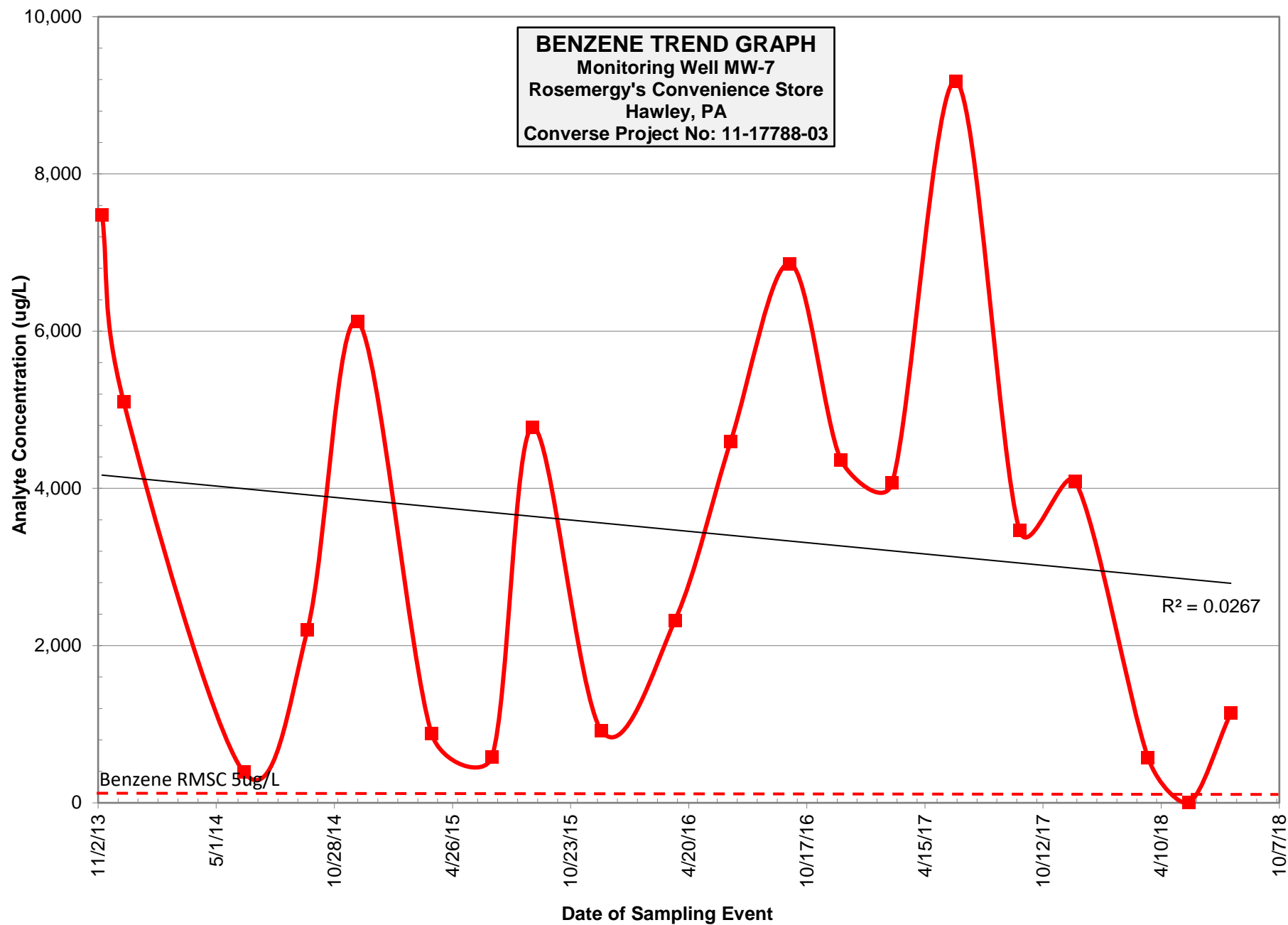


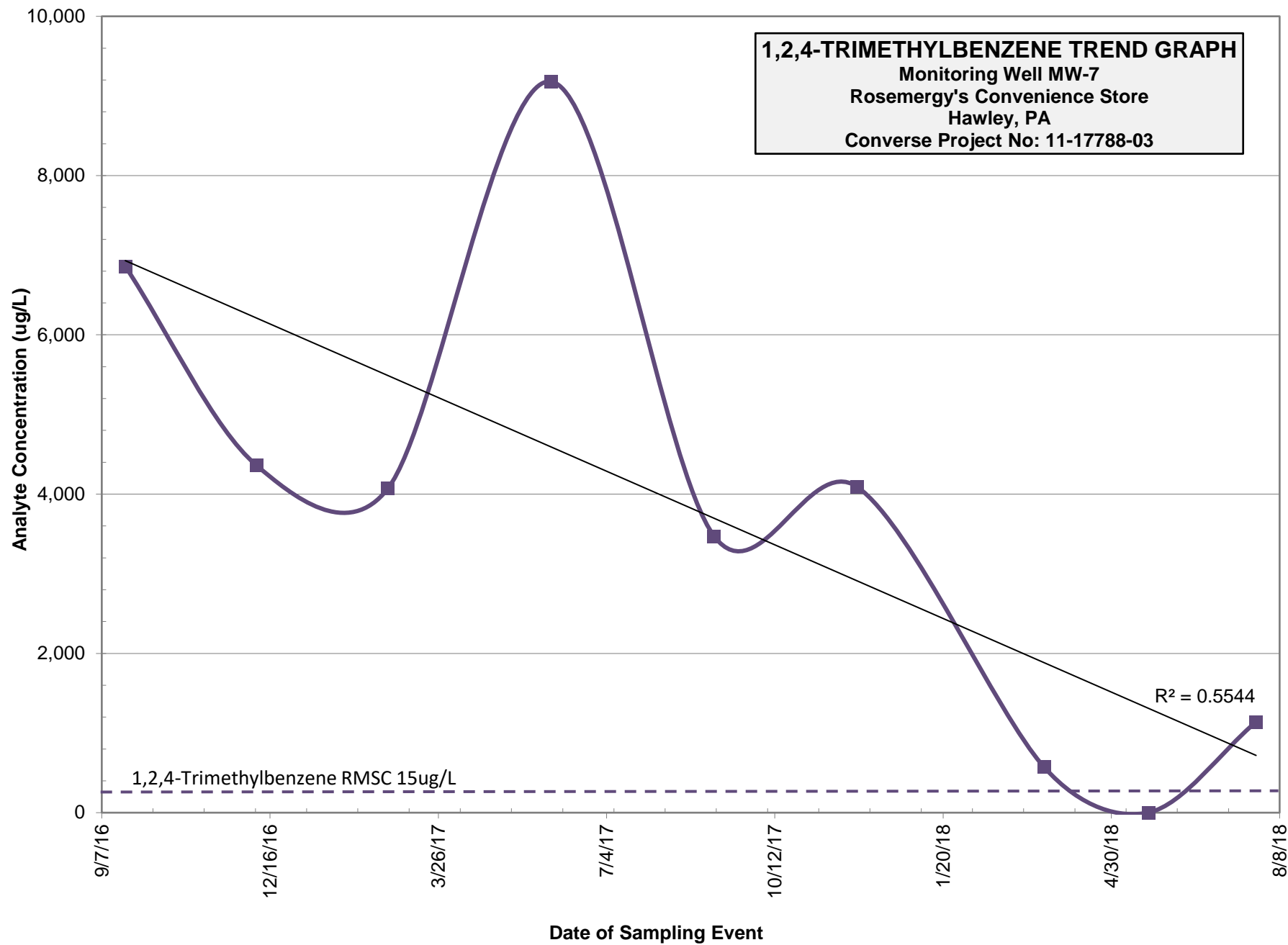


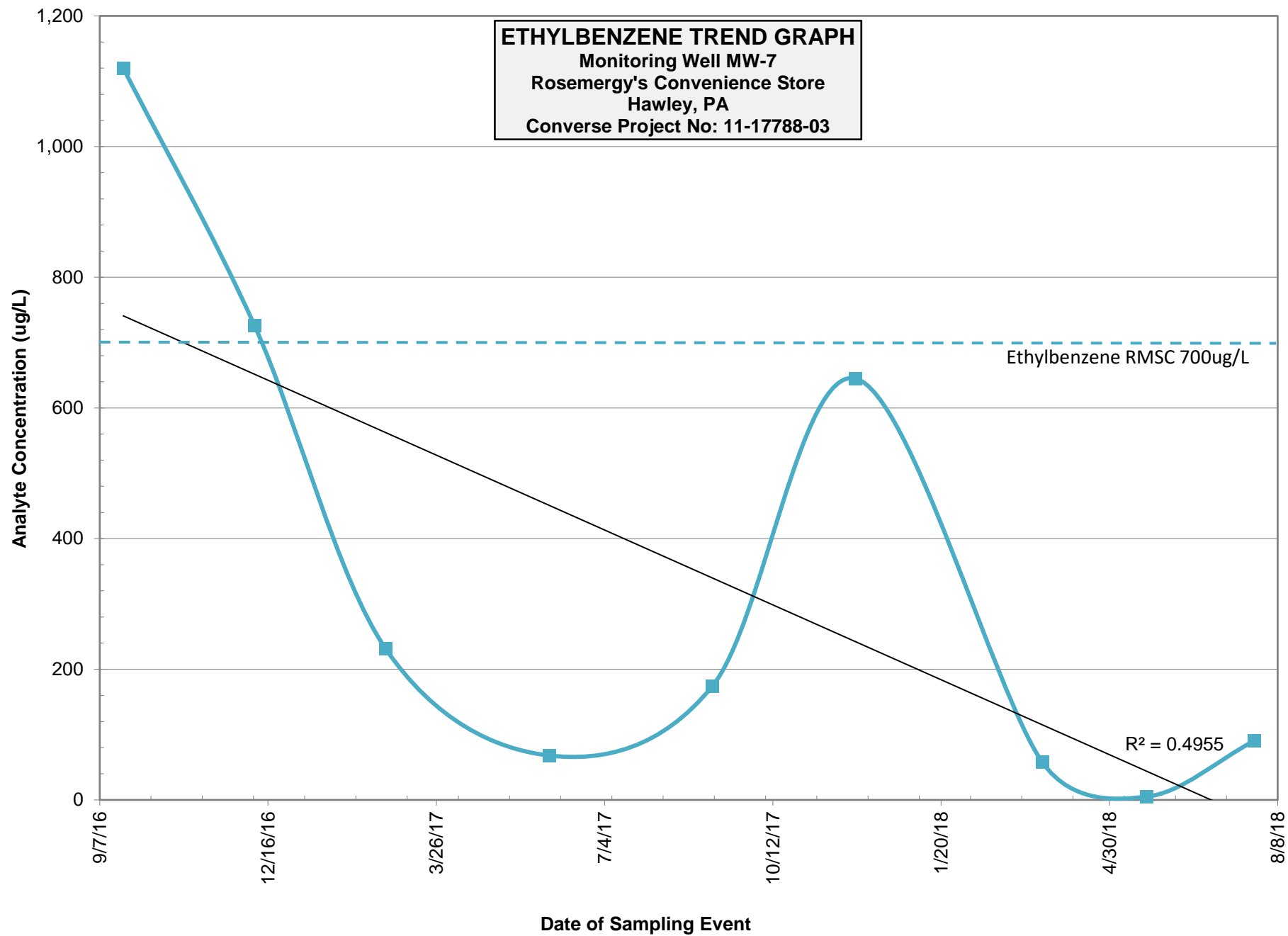


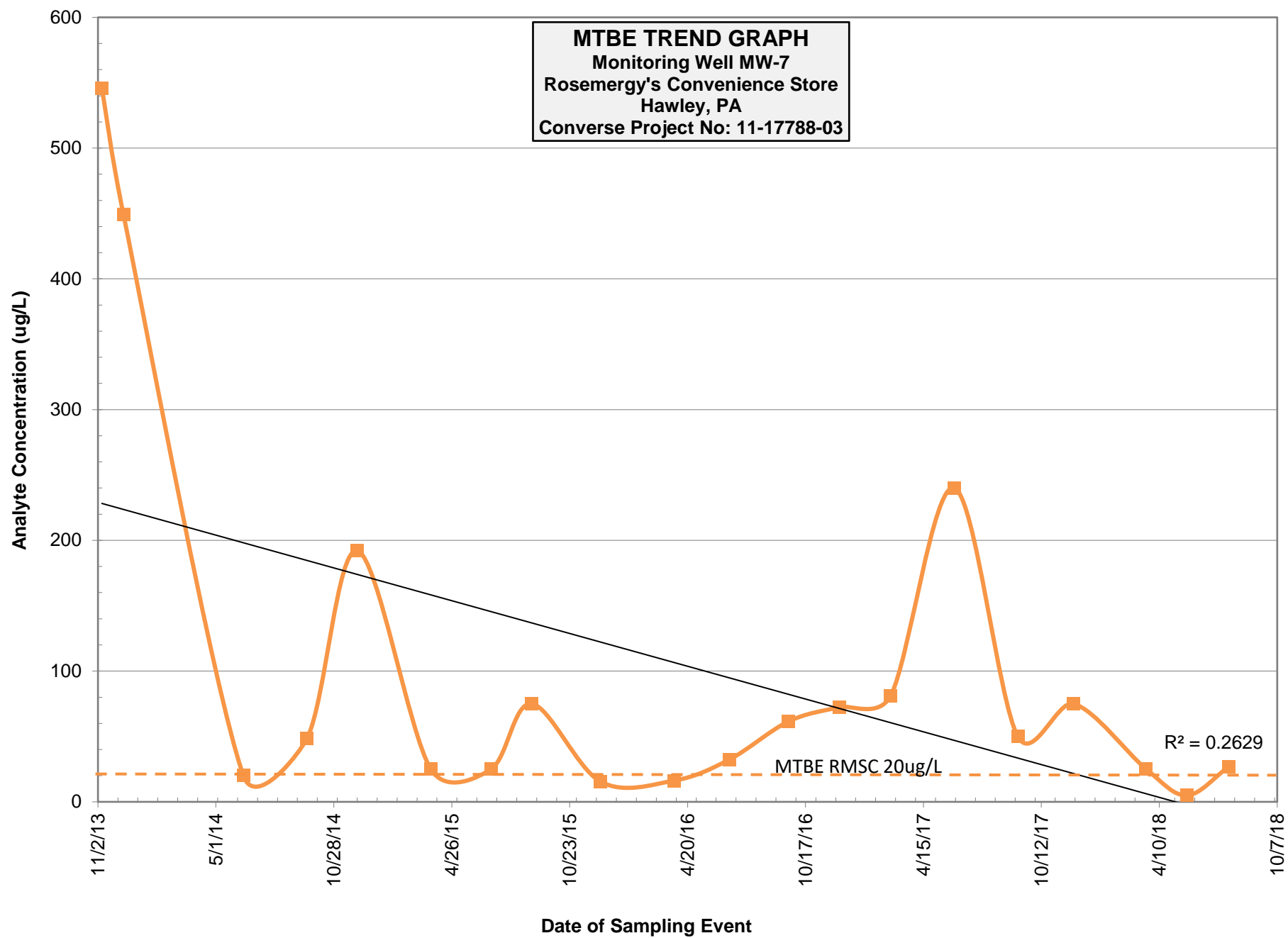


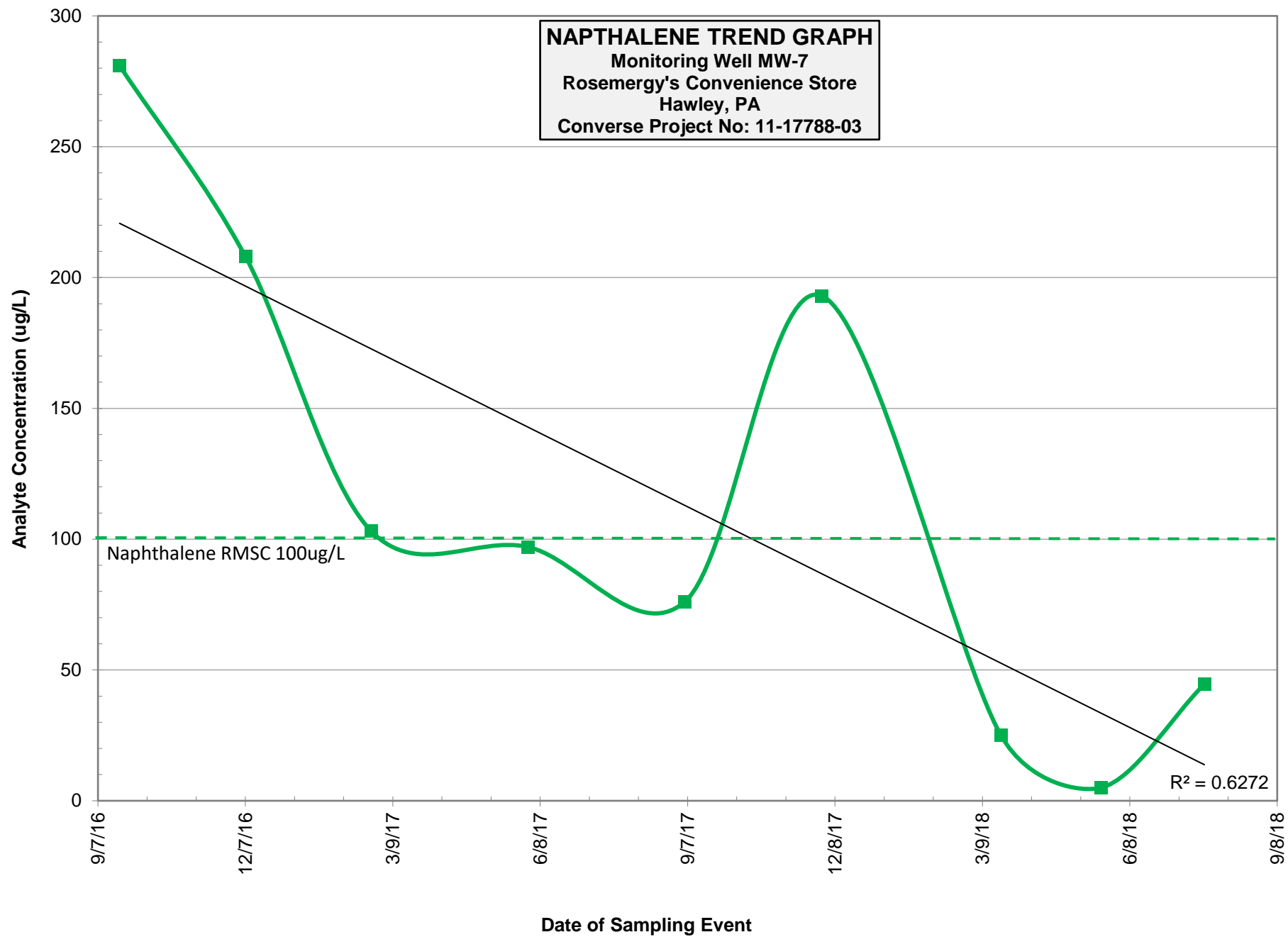


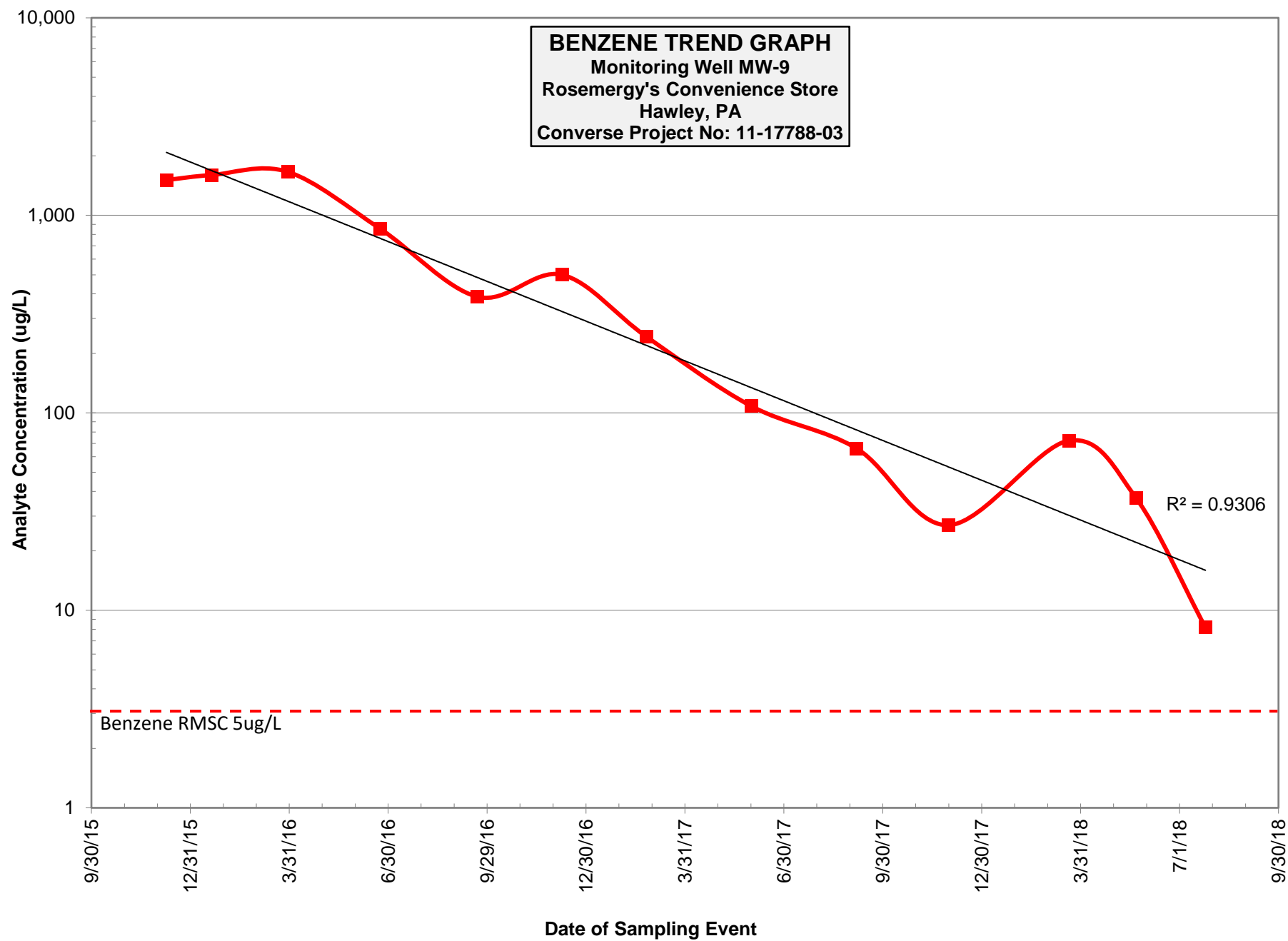


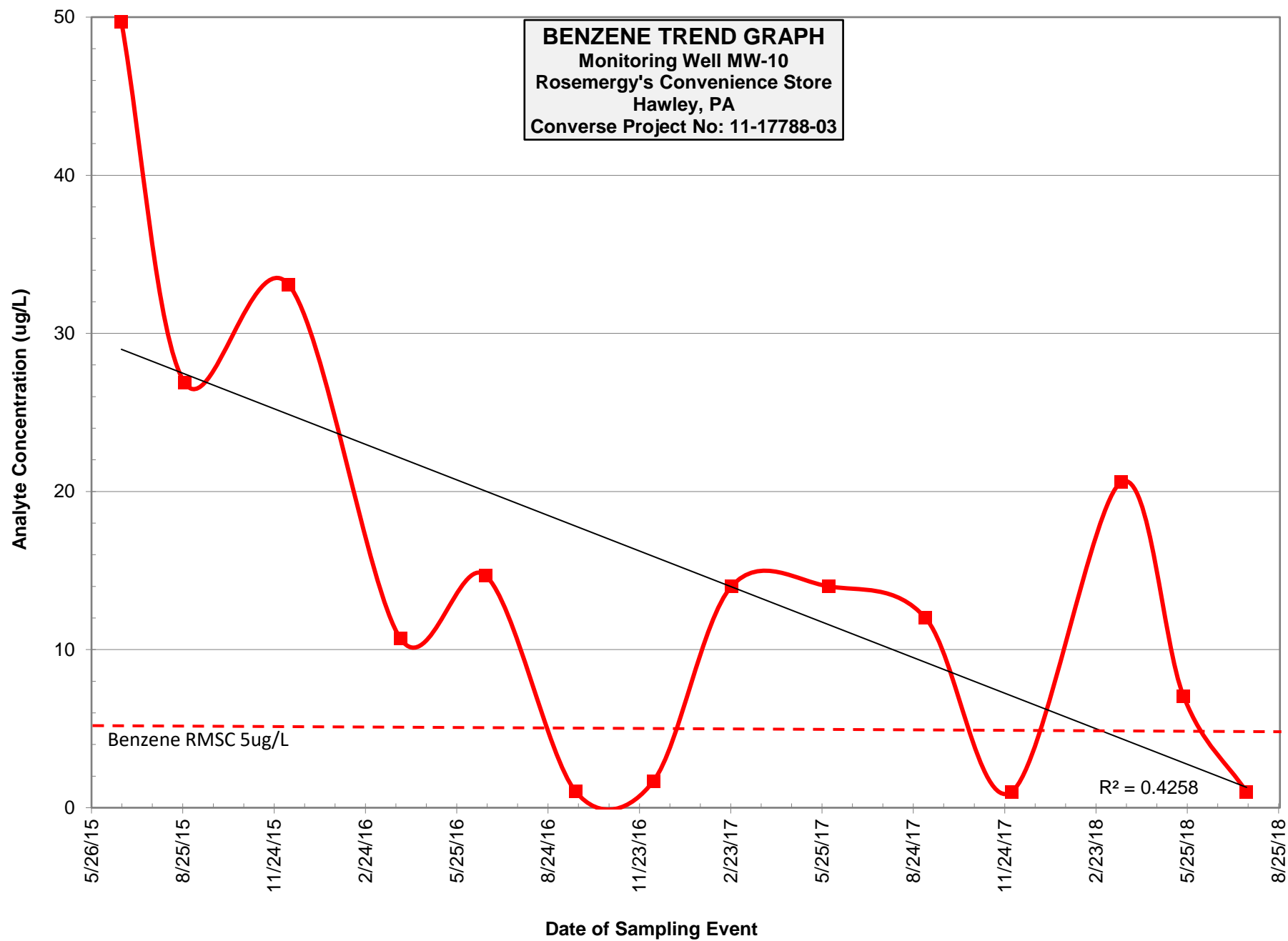


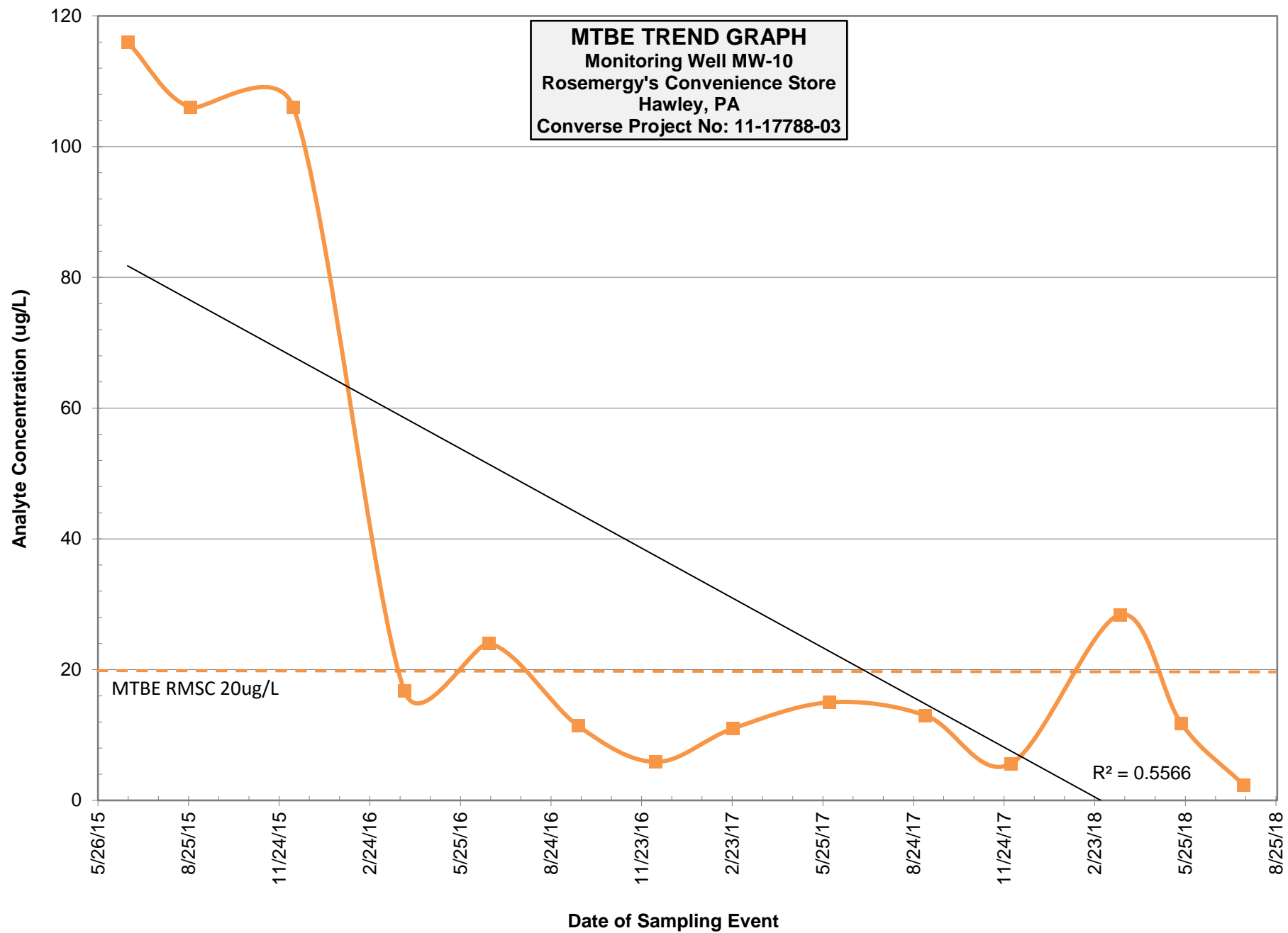


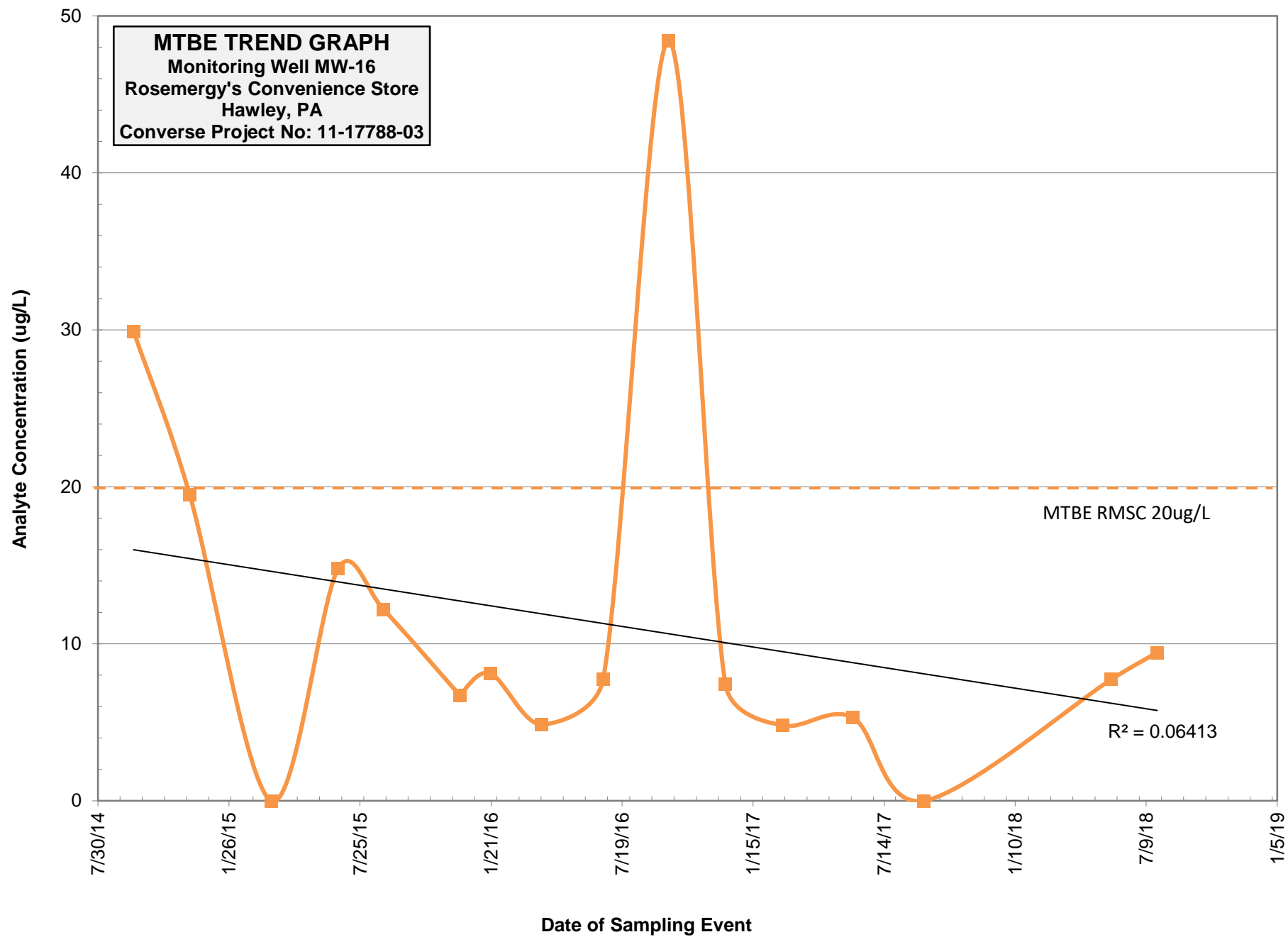








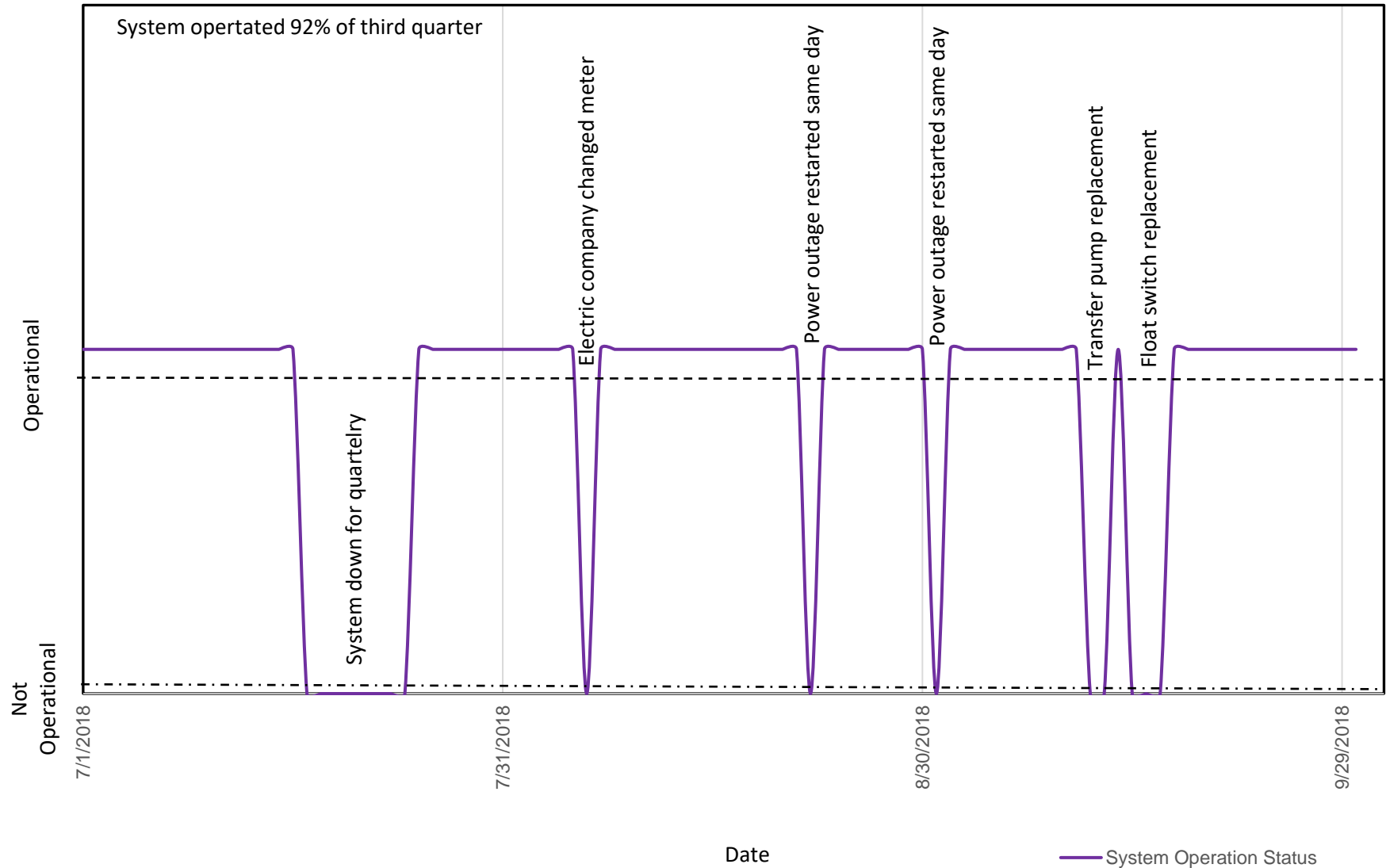




APPENDIX F

Remediation System Operation Summary Third Quarter 2018

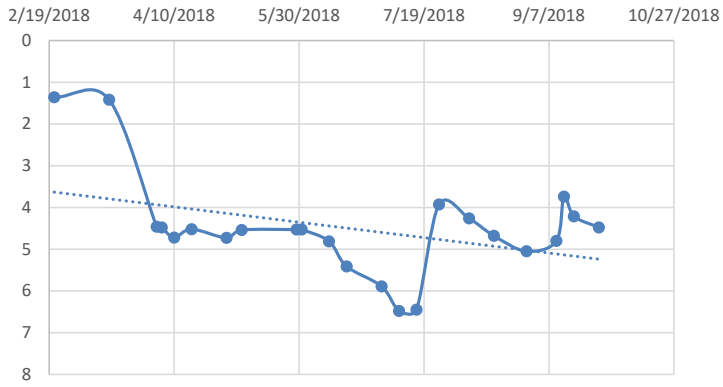
Former Rosemergy Hawley, PA



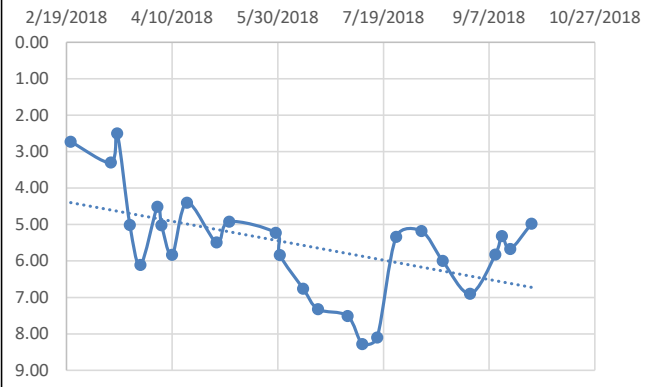
APPENDIX G

Depth to Water Trends

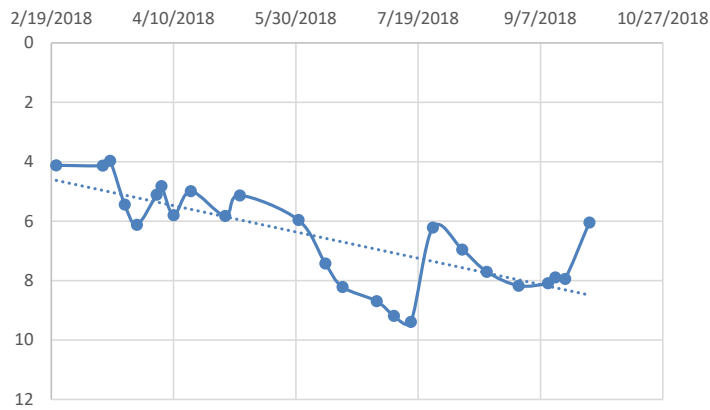
P-1 Depth to Water (ft)



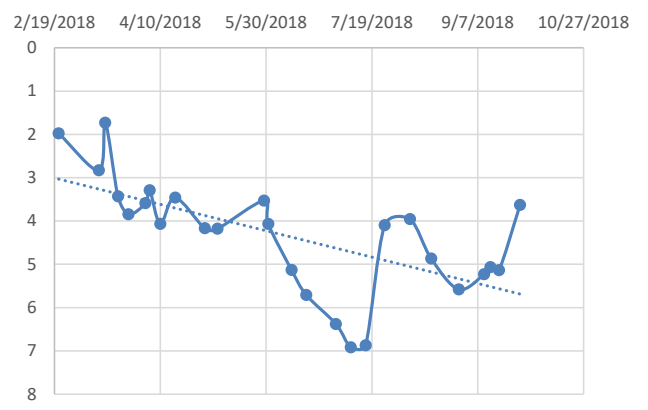
P-2 Depth to Water (ft)



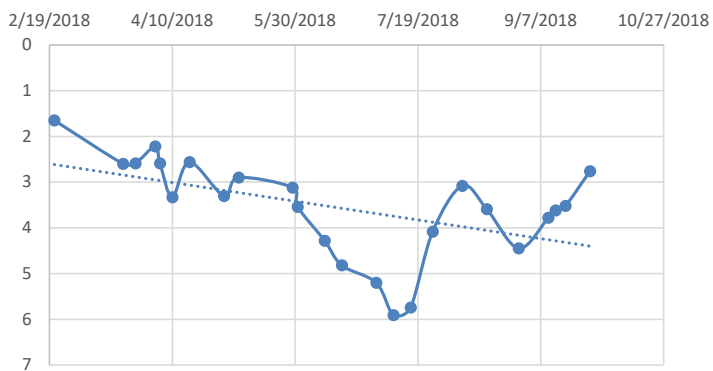
P-3 Depth to Water (ft)



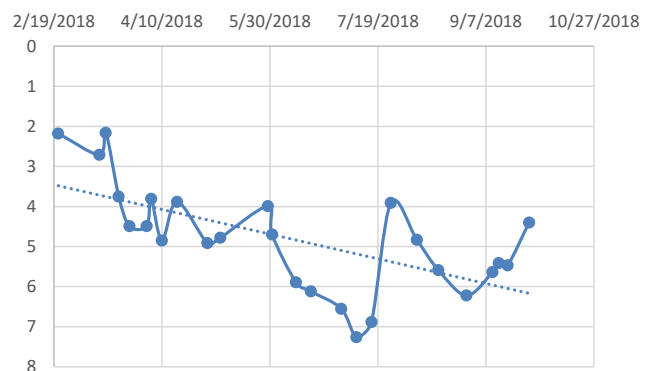
MW-2 Depth to Water (ft)



MW-3 Depth to Water (ft)



MW-5R Depth to Water (ft)



Depth to Water Trends

